

OATH OF COUNTY AUDITOR


STATE OF WASHINGTON)
:)
County of Yakima)

ss

I solemnly swear that the returns of the Primary Election held on September 14, 1999, in Yakima County, State of Washington, have been in no way altered by additions or erasures and that they are the same as when they were deposited in my office.


YAKIMA COUNTY AUDITOR

Subscribed and sworn to me this 24th day of September, 1999.


CHAIRMAN
BOARD OF COUNTY COMMISSIONERS


CERTIFICATE OF THE CANVASSING BOARD




STATE OF WASHINGTON)
:)
County of Yakima)

ss

The undersigned officers designated by law as constituting the Canvassing Board for the County of Yakima, State of Washington, hereby certify that this is a full, true and correct copy of the Abstract of Votes cast at the Primary Election held on September 14, 1999, in Yakima County, State of Washington; that the total number of registered voters in all precincts was 53,659; and that the total number of votes cast in such precincts was 12,086.

WITNESS our hands and official seal this 24th day of September, 1999.




YAKIMA COUNTY AUDITOR

CHAIRMAN
BOARD OF COUNTY COMMISSIONERS

PROSECUTING ATTORNEY

OATH OF COUNTY AUDITOR

STATE OF WASHINGTON)

: ss

County of Yakima)

I solemnly swear that the returns of the Primary Election held on September 14, 1999, in Yakima County, State of Washington, have been in no way altered by additions or erasures and that they are the same as when they were deposited in my office.

Doug Cochran
YAKIMA COUNTY AUDITOR

Subscribed and sworn to me this 24th day of September, 1999.

James M. Lewis
CHAIRMAN
BOARD OF COUNTY COMMISSIONERS

CERTIFICATE OF THE CANVASSING BOARD


STATE OF WASHINGTON)

: ss

County of Yakima)

The undersigned officers designated by law as constituting the Canvassing Board for the County of Yakima, State of Washington, hereby certify that this is a full, true and correct copy of the Abstract of Votes cast at the Primary Election held on September 14, 1999, in Yakima County, State of Washington; that the total number of registered voters in all precincts was 53,659; and that the total number of votes cast in such precincts was 12,086.

WITNESS our hands and official seal this 24th day of September, 1999.



Doug Cochran
YAKIMA COUNTY AUDITOR
James M. Lewis
CHAIRMAN,
BOARD OF COUNTY COMMISSIONERS
Jeffrey C. Sullivan
PROSECUTING ATTORNEY

YAKIMA COUNTY PRIMARY

September 14, 1999

FINAL REPORT

Number 15.

CITY OF SUNNYSIDE				5/ 5 SCHOOL DISTRICTS				FIRE PROTECTION DISTRICT									
COUNCILMEMBER POS. 6				100.0 REGISTRATION & TURNOUT				REGISTRATION & TURNOUT									
SHERRY J. STREET	NP	320	29.6	YAKIMA SCHOOL DISTRICT				FIRE PROTECTION DISTRICT #4									
BRUCE RICKS	NP	373	34.5	TOTAL PRECINCTS				54	TOTAL PRECINCTS			12					
ERROL R. BROWN	NP	364	33.7	REGISTERED VOTERS				30201	REGISTERED VOTERS			6474					
Writein Votes		10	0.9	TURNOUT AT THE POLLS				824	2.7	TURNOUT AT THE POLLS		292	4.5				
Blank Votes		10	0.9	VOTE BY MAIL TURNOUT				163	0.5	VOTE BY MAIL TURNOUT		41	0.6				
Over Votes		3	0.3	ABSENTEE TURNOUT				5733	19.0	ABSENTEE TURNOUT		1565	24.2				
TOTAL TURNOUT								6720	22.3	TOTAL TURNOUT		1898	29.3				
CITY OF SUNNYSIDE				MT ADAMS SCHOOL DISTRICT				FIRE PROTECTION DIST #12									
REGISTRATION & TURNOUT				100.0 REGISTRATION & TURNOUT				REGISTRATION & TURNOUT									
TOTAL PRECINCTS				5	TOTAL PRECINCTS				3	TOTAL PRECINCTS			22				
REGISTERED VOTERS				3504	REGISTERED VOTERS				1616	REGISTERED VOTERS			12589				
TURNOUT AT THE POLLS				347	9.9	TURNOUT AT THE POLLS				97	6.0	TURNOUT AT THE POLLS		191	1.5		
VOTE BY MAIL TURNOUT					0.0	VOTE BY MAIL TURNOUT				72	4.5	VOTE BY MAIL TURNOUT		40	0.3		
ABSENTEE TURNOUT				733	20.9	ABSENTEE TURNOUT				230	14.2	ABSENTEE TURNOUT		1917	15.2		
TOTAL TURNOUT				1080	30.8	TOTAL TURNOUT				399	24.7	TOTAL TURNOUT		2148	17.1		
YAKIMA SCHOOL DIST #7				54/ 54				12/ 12 YAKIMA COUNTY									
SCHOOL DIRECTOR POS. 4				100.0				100.0									
ERIC LEE BENNETT				NP	1701	25.3	COMMISSIONER POS. 1				REGISTRATION & TURNOUT						
FRED COULTER				NP	1294	19.3	GENE GAMACHE				NP	652	34.4	TOTAL PRECINCTS		93	
THOMAS McCORMICK				NP	1003	14.9	DANIEL W. McNULTY				NP	964	50.8	REGISTERED VOTERS		53659	
MAGGIE PEREZ				NP	2479	36.9	MYRON MENARD				NP	251	13.2	TURNOUT AT THE POLLS		1742	3.2
Writein Votes					97	1.4	Writein Votes					10	0.5	ABSENTEE TURNOUT		10044	18.7
Blank Votes					78	1.2	Blank Votes					18	0.9	VOTE BY MAIL TURNOUT		300	0.6
Over Votes					68	1.0	Over Votes					3	0.2	TOTAL TURNOUT		12086	22.5
MT ADAMS SCHOOL DIST 209				3/ 3				22/ 22									
DIRECTOR DISTRICT NO. 2				100.0				100.0									
ESTHER JARNECKE				NP	149	37.3	JOHN A. STOUFFER				NP	501	23.3				
WANDA ROBERTS				NP	42	10.5	LESTER LENINGTON				NP	827	38.5				
LARRY J. GARCIA				NP	195	48.9	KEVIN L. MILLER				NP	531	24.7				
Writein Votes					4	1.0	KENNY RECORD				NP	225	10.5				
Blank Votes					9	2.3	Writein Votes					23	1.1				
Over Votes					0	0.0	Blank Votes					37	1.7				
							Over Votes					4	0.2				

Precinct	Voters	Trnout	Pct	1	2	3	4	5	6	7	8	9	10
SUNNYSIDE 1701	828	47	5.7		0	0	15	17	15	0			
SUNNYSIDE 1703	658	81	12.3		0	0	26	15	38	2			
SUNNYSIDE 1705	694	131	18.9		0	0	31	48	52	0			
SUNNYSIDE 1706	710	36	5.1		0	0	13	13	10	0			
SUNNYSIDE 1708	614	52	8.5		0	0	21	16	15	0			
ABSENTEE 1701	0	151	0.0		1	1	62	52	35	0			
ABSENTEE 1703	0	155	0.0		1	1	33	57	61	2			
ABSENTEE 1705	0	174	0.0		1	0	34	69	67	3			
ABSENTEE 1706	0	145	0.0		6	0	47	52	38	2			
ABSENTEE 1708	0	108	0.0		1	1	38	34	33	1			
==> Precinct Totals	3504	347	9.9		0	0	106	109	130	2			
==> Absentee Totals	0	733	0.0		10	3	214	264	234	8			
==> Total Votes	3504	1080	30.8		10	3	320	373	364	10			

C O L U M N L E G E N D

1:	4: CITY OF SUNNYSIDE COUNCILMEMBER POS. 6 SHERRY J. STREET NP	7: CITY OF SUNNYSIDE COUNCILMEMBER POS. 6 Writein Votes	10:
2: CITY OF SUNNYSIDE COUNCILMEMBER POS. 6 Blank Votes	5: CITY OF SUNNYSIDE COUNCILMEMBER POS. 6 BRUCE RICKS NP	8:	11:
3: CITY OF SUNNYSIDE COUNCILMEMBER POS. 6 Over Votes	6: CITY OF SUNNYSIDE COUNCILMEMBER POS. 6 ERROL R. BROWN NP	9:	12:

Precinct	Voters	Trnout	Pct	1	2	3	4	5	6	7	8	9	10
YAKIMA 0101	724	12	1.7		0	0							
YAKIMA 104	507	7	1.4		0	0	5	1	1	5	0		
YAKIMA 0105	137	26	19.0		0	1	1	2	3	1	0		
YAKIMA 0109	353	8	2.3		0	0	4	5	7	8	1		
YAKIMA 0110	778	18	2.3		1	0	5	1	3	4	0		
YAKIMA 0111	508	7	1.4		0	0	3	0	0	7	0		
YAKIMA 0114	764	55	7.2		0	1	12	13	2	27	0		
YAKIMA 0116	254	4	1.6		0	0	1	2	0	1	0		
YAKIMA 0118	395	11	2.8		0	0	1	3	2	5	0		
YAKIMA 0120	315	2	0.6		0	0	0	1	0	1	0		
YAKIMA 0123	801	12	1.5		0	0	3	2	2	5	0		
YAKIMA 0126	999	17	1.7		0	0	3	4	3	7	0		
YAKIMA 0127	656	18	2.7		0	0	3	3	1	11	0		
YAKIMA 0129	685	29	4.2		0	0	2	10	5	12	0		
YAKIMA 0131	886	19	2.1		0	1	7	2	3	6	0		
YAKIMA 0133	795	34	4.3		0	1	2	7	1	23	0		
YAKIMA 0134	477	30	6.3		0	1	5	4	0	20	0		
YAKIMA 0136	775	36	4.6		0	2	6	13	1	14	0		
YAKIMA 0138	624	28	4.5		0	2	6	4	1	15	0		
YAKIMA 0140	372	3	0.8		0	0	0	2	0	1	0		
YAKIMA 0142	800	12	1.5		0	0	2	0	6	4	0		
YAKIMA 0143	533	7	1.3		0	0	1	1	2	3	0		
YAKIMA 0145	472	15	3.2		0	0	4	4	1	6	0		
YAKIMA 0146	645	21	3.3		0	0	5	5	3	8	0		
YAKIMA 0149	806	30	3.7		0	0	8	11	2	9	0		
YAKIMA 0151	449	13	2.9		0	1	7	2	0	3	0		
YAKIMA 0153	702	31	4.4		0	0	7	8	2	14	0		
YAKIMA 0154	574	14	2.4		0	0	1	3	1	9	0		
YAKIMA 0155	770	24	3.1		0	0	4	7	2	11	0		
YAKIMA 0156	740	13	1.8		0	2	4	1	1	5	0		
YAKIMA 0161	794	14	1.8		0	0	3	3	1	7	0		
YAKIMA 0162	750	13	1.7		0	0	5	3	3	2	0		
YAKIMA 0163	606	26	4.3		0	0	2	4	1	18	1		
YAKIMA 0167	636	15	2.4		0	0	4	1	0	9	1		
YAKIMA 0169	730	23	3.2		0	0	4	3	0	15	1		
YAKIMA 0170	519	32	6.2		0	1	4	8	2	17	0		
YAKIMA 0172	983	17	1.7		0	1	1	0	2	12	1		
YAKIMA 0174	191	7	3.7		0	0	1	0	0	6	0		
YAKIMA 0175	925	42	4.5		0	1	5	16	4	16	0		

C O L U M N L E G E N D

- | | | | |
|---|---|---|-----|
| 1: | 4: YAKIMA SCHOOL DIST #7
SCHOOL DIRECTOR POS. 4
ERIC LEE BENNETT NP | 7: YAKIMA SCHOOL DIST #7
SCHOOL DIRECTOR POS. 4
MAGGIE PEREZ NP | 10: |
| 2: YAKIMA SCHOOL DIST #7
SCHOOL DIRECTOR POS. 4
Blank Votes | 5: YAKIMA SCHOOL DIST #7
SCHOOL DIRECTOR POS. 4
FRED COULTER NP | 8: YAKIMA SCHOOL DIST #7
SCHOOL DIRECTOR POS. 4
Writein Votes | 11: |
| 3: YAKIMA SCHOOL DIST #7
SCHOOL DIRECTOR POS. 4
Over Votes | 6: YAKIMA SCHOOL DIST #7
SCHOOL DIRECTOR POS. 4
THOMAS McCORMICK NP | 9: | 12: |

Precinct	Voters	Trnout	Pct	1	2	3	4	5	6	7	8	9	10
YAKIMA 0176	522	18	3.4		0	0	5	4	1	8	0		
YAKIMA 0179	93	9	9.7		0	0	2	4	1	2	0		
YAKIMA 0183	850	17	2.0		0	0	4	3	0	10	0		
YAKIMA 0184	892	12	1.3		0	0	4	3	2	3	0		
YAKIMA 0185	742	19	2.6		0	1	4	1	1	12	0		
YAKIMA 0190	466	14	3.0		0	0	2	6	2	4	0		
UNION GAP 2304	149	36	24.2		0	0	4	7	3	22	0		
UNION GAP 2305	71	9	12.7		0	0	5	1	0	3	0		
UNION GAP 2306	716	12	1.7		0	0	2	5	1	4	0		
ENGLEWOOD 3312	2	0	0.0		0	0	0	0	0	0	0		
SCENIC 4601	273	11	4.0		0	0	0	3	0	8	0		
S AIRPORT 4607	43	7	16.3		0	0	3	0	1	3	0		
S NOB HILL 4613	679	9	1.3		0	0	1	5	0	3	0		
S HILLS 4624	227	53	23.3		0	2	7	16	8	18	2		
W NOB HILL 5006	46	16	34.8		1	1	1	4	4	3	2		
ABSENTEE 0101	0	122	0.0		1	1	24	29	24	41	2		
ABSENTEE 0104	0	65	0.0		1	0	19	11	15	19	0		
ABSENTEE 0105	0	9	0.0		0	0	4	0	4	1	0		
ABSENTEE 0109	0	43	0.0		0	1	6	3	12	19	2		
ABSENTEE 0110	0	138	0.0		0	2	30	28	23	53	2		
ABSENTEE 0111	0	52	0.0		0	3	15	4	8	20	2		
ABSENTEE 0114	0	139	0.0		1	2	33	31	16	56	0		
ABSENTEE 0116	0	46	0.0		0	1	13	4	7	20	1		
ABSENTEE 0118	0	82	0.0		0	1	24	17	17	21	2		
ABSENTEE 0120	0	41	0.0		0	4	3	7	9	18	0		
ABSENTEE 0123	0	111	0.0		0	2	38	13	17	38	3		
ABSENTEE 0126	0	151	0.0		1	3	45	22	29	48	3		
ABSENTEE 0127	0	101	0.0		1	1	30	18	17	29	5		
ABSENTEE 0129	0	84	0.0		0	1	26	17	10	25	5		
ABSENTEE 0131	0	128	0.0		1	0	39	21	24	43	0		
ABSENTEE 0133	0	130	0.0		0	1	33	30	17	49	0		
ABSENTEE 0134	0	97	0.0		0	1	14	29	7	45	1		
ABSENTEE 0136	0	183	0.0		2	0	37	35	18	89	2		
ABSENTEE 0138	0	143	0.0		1	1	26	46	13	54	2		
ABSENTEE 0140	0	56	0.0		4	0	10	8	14	20	0		
ABSENTEE 0142	0	241	0.0		3	1	93	43	55	43	3		
ABSENTEE 0143	0	69	0.0		0	0	26	7	20	15	1		
ABSENTEE 0145	0	72	0.0		1	0	21	17	13	20	0		
ABSENTEE 0146	0	182	0.0		2	2	42	41	34	58	3		
ABSENTEE 0149	0	142	0.0		1	0	45	26	23	44	3		

C O L U M N L E G E N D

- 1: 4: YAKIMA SCHOOL DIST #7 SCHOOL DIRECTOR POS. 4 ERIC LEE BENNETT NP
- 7: YAKIMA SCHOOL DIST #7 SCHOOL DIRECTOR POS. 4 MAGGIE PEREZ NP
- 10:
- 2: YAKIMA SCHOOL DIST #7 SCHOOL DIRECTOR POS. 4 Blank Votes
- 5: YAKIMA SCHOOL DIST #7 SCHOOL DIRECTOR POS. 4 FRED COULTER NP
- 8: YAKIMA SCHOOL DIST #7 SCHOOL DIRECTOR POS. 4 Writein Votes
- 11:
- 3: YAKIMA SCHOOL DIST #7 SCHOOL DIRECTOR POS. 4 Over Votes
- 6: YAKIMA SCHOOL DIST #7 SCHOOL DIRECTOR POS. 4 THOMAS MCCORMICK NP
- 9:
- 12:

Precinct	Voters	Trnout	Pct	1	2	3	4	5	6	7	8	9	10
ABSENTEE 0151	0	100	0.0		2	1	32	23	10	32	0		
ABSENTEE 0153	0	172	0.0		4	2	57	38	24	43	4		
ABSENTEE 0154	0	77	0.0		4	0	19	13	8	32	1		
ABSENTEE 0155	0	157	0.0		2	2	51	33	23	44	2		
ABSENTEE 0156	0	113	0.0		2	1	31	22	21	34	2		
ABSENTEE 0161	0	125	0.0		4	0	35	33	22	31	0		
ABSENTEE 0162	0	145	0.0		2	1	56	24	23	39	0		
ABSENTEE 0163	0	140	0.0		0	1	35	15	15	68	6		
ABSENTEE 0167	0	112	0.0		0	1	25	22	19	44	1		
ABSENTEE 0169	0	175	0.0		6	1	36	32	26	72	2		
ABSENTEE 0170	0	122	0.0		2	0	30	21	15	52	2		
ABSENTEE 0172	0	215	0.0		1	0	45	39	31	96	3		
ABSENTEE 0174	0	42	0.0		0	0	11	4	6	21	0		
ABSENTEE 0175	0	245	0.0		8	3	61	42	29	99	3		
ABSENTEE 0176	0	115	0.0		2	1	34	23	16	39	0		
ABSENTEE 0179	0	17	0.0		0	0	1	4	4	8	0		
ABSENTEE 0183	0	284	0.0		3	2	64	55	43	113	4		
ABSENTEE 0184	0	173	0.0		1	1	47	31	43	46	4		
ABSENTEE 0185	0	173	0.0		2	2	40	22	27	78	2		
ABSENTEE 0190	0	87	0.0		4	1	22	11	11	34	4		
ABSENTEE 2304	0	10	0.0		0	0	1	1	1	5	2		
ABSENTEE 2305	0	6	0.0		0	0	0	3	2	1	0		
ABSENTEE 2306	0	105	0.0		3	1	30	9	27	34	1		
ABSENTEE 3312	0	0	0.0		0	0	0	0	0	0	0		
ABSENTEE 4601	0	46	0.0		1	0	6	8	5	26	0		
ABSENTEE 4607	0	4	0.0		0	0	2	0	0	2	0		
ABSENTEE 4613	0	126	0.0		2	0	44	29	12	36	3		
ABSENTEE 4624	0	12	0.0		0	0	5	3	0	4	0		
ABSENTEE 5006	0	8	0.0		1	0	0	2	1	4	0		
==> Precinct Totals	30201	987	3.3		2	19	185	225	93	454	9		
==> Absentee Totals	0	5733	0.0		76	49	1516	1069	910	2025	88		
==> Total Votes	30201	6720	22.3		78	68	1701	1294	1003	2479	97		

C O L U M N L E G E N D

1:	4: YAKIMA SCHOOL DIST #7 SCHOOL DIRECTOR POS. 4 ERIC LEE BENNETT NP	7: YAKIMA SCHOOL DIST #7 SCHOOL DIRECTOR POS. 4 MAGGIE PEREZ NP	10:
2: YAKIMA SCHOOL DIST #7 SCHOOL DIRECTOR POS. 4 Blank Votes	5: YAKIMA SCHOOL DIST #7 SCHOOL DIRECTOR POS. 4 FRED COULTER NP	8: YAKIMA SCHOOL DIST #7 SCHOOL DIRECTOR POS. 4 Writein Votes	11:
3: YAKIMA SCHOOL DIST #7 SCHOOL DIRECTOR POS. 4 Over Votes	6: YAKIMA SCHOOL DIST #7 SCHOOL DIRECTOR POS. 4 THOMAS McCORMICK NP	9:	12:

Precinct	Voters	Trnout	Pct	1	2	3	4	5	6	7	8	9	10
HARRAH 0701	196	72	36.7		1	0							
HARRAH RURAL 3701	495	40	8.1		0	0	26	2	43	0			
WHITE SWAN 5012	925	57	6.2		1	0	15	4	21	0			
ABSENTEE 0701	0	16	0.0		0	0	17	5	34	0			
ABSENTEE 3701	0	85	0.0		4	0	6	1	9	0			
ABSENTEE 5012	0	129	0.0		3	0	35	9	36	1			
==> Precinct Totals	1616	169	10.5		2	0	58	11	98	0			
==> Absentee Totals	0	230	0.0		7	0	91	31	97	4			
==> Total Votes	1616	399	24.7		9	0	149	42	195	4			

C O L U M N L E G E N D

- | | | | |
|---|--|---|-----|
| 1: | 4: MT ADAMS SCHOOL DIST 209
DIRECTOR DISTRICT NO. 2
ESTHER JARNECKE NP | 7: MT ADAMS SCHOOL DIST 209
DIRECTOR DISTRICT NO. 2
Writein Votes | 10: |
| 2: MT ADAMS SCHOOL DIST 209
DIRECTOR DISTRICT NO. 2
Blank Votes | 5: MT ADAMS SCHOOL DIST 209
DIRECTOR DISTRICT NO. 2
WANDA ROBERTS NP | 8: | 11: |
| 3: MT ADAMS SCHOOL DIST 209
DIRECTOR DISTRICT NO. 2
Over Votes | 6: MT ADAMS SCHOOL DIST 209
DIRECTOR DISTRICT NO. 2
LARRY J. GARCIA NP | 9: | 12: |

PRECINCT	VOTERS	TRNOUT	PCT	1	2	3	4	5	6	7	8	9	10
BUTTERFIELD 3106	667	43	6.4		0	0	3	40	0	0			
COUNTRY CLUB 3206	808	57	7.1		0	0	14	37	5	1			
E MOXEE 3304	682	22	3.2		0	0	9	10	3	0			
MOXEE RURAL 4003	522	22	4.2		0	0	17	3	2	0			
N HOLLAND 4106	714	31	4.3		0	0	13	17	1	0			
REST HAVEN 4501	296	9	3.0		0	0	1	8	0	0			
ROZA HILL 4504	427	23	5.4		0	0	6	17	0	0			
SLAVIN 4606	491	18	3.7		0	0	2	16	0	0			
S HOLLAND 4611	273	5	1.8		0	0	1	2	2	0			
TERRACE HGTS 4802	936	48	5.1		0	0	11	34	3	0			
W MOXEE 5017	567	14	2.5		0	0	9	4	1	0			
YAKIMA RIDGE 5101	91	41	45.1		0	0	5	16	18	2			
ABSENTEE 3106	0	170	0.0		0	1	27	124	18	0			
ABSENTEE 3206	0	219	0.0		3	0	47	143	25	1			
ABSENTEE 3304	0	130	0.0		0	1	58	37	24	0			
ABSENTEE 4003	0	133	0.0		1	0	74	23	33	2			
ABSENTEE 4106	0	141	0.0		2	0	66	53	19	1			
ABSENTEE 4501	0	78	0.0		0	0	30	36	10	2			
ABSENTEE 4504	0	120	0.0		1	0	31	76	11	1			
ABSENTEE 4606	0	143	0.0		2	0	60	69	12	0			
ABSENTEE 4611	0	51	0.0		1	1	22	22	5	0			
ABSENTEE 4802	0	234	0.0		4	0	58	140	32	0			
ABSENTEE 5017	0	136	0.0		4	0	76	33	23	0			
ABSENTEE 5101	0	10	0.0		0	0	2	4	4	0			
==> Precinct Totals	6474	333	5.1		0	0	91	204	35	3			
==> Absentee Totals	0	1565	0.0		18	3	561	760	216	7			
==> Total Votes	6474	1898	29.3		18	3	652	964	251	10			

COLUMN LEGEND

- | | | | |
|--|---|--|-----|
| 1: | 4: FIRE PROTECTION DIST #4
COMMISSIONER POS. 1
GENE GAMACHE NP | 7: FIRE PROTECTION DIST #4
COMMISSIONER POS. 1
Writein Votes | 10: |
| 2: FIRE PROTECTION DIST #4
COMMISSIONER POS. 1
Blank Votes | 5: FIRE PROTECTION DIST #4
COMMISSIONER POS. 1
DANIEL W. McNULTY NP | 8: | 11: |
| 3: FIRE PROTECTION DIST #4
COMMISSIONER POS. 1
Over Votes | 6: FIRE PROTECTION DIST #4
COMMISSIONER POS. 1
MYRON MENARD NP | 9: | 12: |

Precinct	Voters	Trnout	Pct	1	2	3	4	5	6	7	8	9	10
BUTTERFIELD 3106	0	** 43	0.0	**	0	0	3	40	0	0			
COUNTRY CLUB 3206	0	57	0.0		0	0	14	37	5	1			
E MOXEE 3304	0	22	0.0		0	0	9	10	3	0			
MOXEE RURAL 4003	0	22	0.0		0	0	17	3	2	0			
N HOLLAND 4106	0	31	0.0		0	0	13	17	1	0			
REST HAVEN 4501	0	9	0.0		0	0	1	8	0	0			
ROZA HILL 4504	0	23	0.0		0	0	6	17	0	0			
SLAVIN 4606	0	18	0.0		0	0	2	16	0	0			
S HOLLAND 4611	0	5	0.0		0	0	1	2	2	0			
TERRACE HGTS 4802	0	48	0.0		0	0	11	34	3	0			
W MOXEE 5017	0	14	0.0		0	0	9	4	1	0			
YAKIMA RIDGE 5101	0	41	0.0		0	0	5	16	18	2			
ABSENTEE 3106	0	170	0.0		0	1	27	124	18	0			
ABSENTEE 3206	0	219	0.0		3	0	47	143	25	1			
ABSENTEE 3304	0	130	0.0		0	1	68	37	24	0			
ABSENTEE 4003	0	133	0.0		1	0	74	23	33	2			
ABSENTEE 4106	0	141	0.0		2	0	66	53	19	1			
ABSENTEE 4501	0	78	0.0		0	0	30	36	10	2			
ABSENTEE 4504	0	120	0.0		1	0	31	76	11	1			
ABSENTEE 4606	0	143	0.0		2	0	60	69	12	0			
ABSENTEE 4611	0	51	0.0		1	1	22	22	5	0			
ABSENTEE 4802	0	234	0.0		4	0	58	140	32	0			
ABSENTEE 5017	0	136	0.0		4	0	76	33	23	0			
ABSENTEE 5101	0	10	0.0		0	0	2	4	4	0			
==> Precinct Totals	0	333	0.0		0	0	91	204	35	3			
==> Absentee Totals	0	1565	0.0		18	3	561	760	216	7			
==> Total Votes	0	1898	0.0		18	3	652	964	251	10			

** See previous page for updates to voter precinct totals and turnout percentages.

C O L U M N L E G E N D

1:	4: FIRE PROTECTION DIST #4 COMMISSIONER POS. 1 GENE GAMACHE NP	7: FIRE PROTECTION DIST #4 COMMISSIONER POS. 1 Writein Votes	10:
2: FIRE PROTECTION DIST #4 COMMISSIONER POS. 1 Blank Votes	5: FIRE PROTECTION DIST #4 COMMISSIONER POS. 1 DANIEL W. McNULTY NP	8:	11:
3: FIRE PROTECTION DIST #4 COMMISSIONER POS. 1 Over Votes	6: FIRE PROTECTION DIST #4 COMMISSIONER POS. 1 MYRON MENARD NP	9:	12:

PRECINCT	VOTERS	TRNOUT	PCT	1	2	3	4	5	6	7	8	9	10
APPLE VALLEY 3003	753	15	2.0	0	0	0	8	3	4	0	0		
CHINOOK 3203	424	7	1.7	0	0	0	4	2	1	0	0		
COTTONWOOD 3205	446	4	0.9	0	0	0	2	0	2	0	0		
COWICHE CANYON 3208	15	5	33.3	0	0	0	0	1	4	0	0		
E AHTANUM 3301	732	10	1.4	0	0	0	4	1	3	2	0		
ENGLEWOOD 3312	694	7	1.0	0	0	0	3	2	0	2	0		
GROMORE 3605	1034	11	1.1	0	0	0	1	5	3	2	0		
HARWOOD 3702	927	23	2.5	1	0	0	2	8	10	2	0		
N TAMPICO 4114	76	18	23.7	1	0	0	4	3	6	3	1		
S NOB HILL 4613	679	9	1.3	1	0	0	4	2	1	0	1		
S AHTANUM 4623	505	15	3.0	0	0	0	3	5	7	0	0		
SUMMITVIEW 4626	28	1	3.6	0	0	0	0	0	1	0	0		
TAMPICO 4801	471	19	4.0	0	0	0	4	9	6	0	0		
W AHTANUM 5003	982	15	1.5	0	0	0	2	6	6	1	0		
W NOB HILL 5006	46	16	34.8	2	0	0	4	3	5	1	1		
WESTVIEW 5010	673	3	0.4	0	0	0	0	2	1	0	0		
WESTWOOD 5011	991	14	1.4	0	0	0	3	4	7	0	0		
WIDE HOLLOW 5013	591	10	1.7	0	0	0	2	6	1	1	0		
WILEY CITY 5014	581	9	1.5	0	0	0	2	5	2	0	0		
WEST VALLEY 5018	652	5	0.8	1	0	0	2	1	1	0	0		
W WASHINGTON 5020	790	9	1.1	0	0	0	0	2	4	2	1		
ZIER 5201	499	6	1.2	0	0	0	0	2	4	0	0		
ABSENTEE 3003	0	133	0.0	1	2	0	41	42	29	18	0		
ABSENTEE 3203	0	68	0.0	0	0	0	18	28	11	11	0		
ABSENTEE 3205	0	53	0.0	0	0	0	17	22	8	6	0		
ABSENTEE 3208	0	1	0.0	0	0	0	0	1	0	0	0		
ABSENTEE 3301	0	140	0.0	2	0	0	27	40	41	26	4		
ABSENTEE 3312	0	93	0.0	1	0	0	30	42	14	6	0		
ABSENTEE 3605	0	155	0.0	1	0	0	28	76	32	16	2		
ABSENTEE 3702	0	162	0.0	4	1	0	27	69	50	9	2		
ABSENTEE 4114	0	14	0.0	1	0	0	1	2	4	6	0		
ABSENTEE 4613	0	126	0.0	9	1	0	40	33	21	19	3		
ABSENTEE 4623	0	70	0.0	2	0	0	10	36	17	4	1		
ABSENTEE 4626	0	1	0.0	0	0	0	0	0	0	1	0		
ABSENTEE 4801	0	62	0.0	1	0	0	10	28	17	6	0		
ABSENTEE 5003	0	180	0.0	1	0	0	32	82	33	29	3		
ABSENTEE 5006	0	8	0.0	0	0	0	2	3	3	0	0		
ABSENTEE 5010	0	90	0.0	1	0	0	21	39	23	6	0		
ABSENTEE 5011	0	117	0.0	2	0	0	26	47	32	9	1		

COLUMN LEGEND

- | | | | |
|---|---|---|-----|
| 1: | 4: FIRE PROTECTION DIST #12
COMMISSIONER POS. 1
JOHN A. STOUFFER NP | 7: FIRE PROTECTION DIST #12
COMMISSIONER POS. 1
KENNY RECORD NP | 10: |
| 2: FIRE PROTECTION DIST #12
COMMISSIONER POS. 1
Blank Votes | 5: FIRE PROTECTION DIST #12
COMMISSIONER POS. 1
LESTER LENINGTON NP | 8: FIRE PROTECTION DIST #12
COMMISSIONER POS. 1
Writein Votes | 11: |
| 3: FIRE PROTECTION DIST #12
COMMISSIONER POS. 1
Over Votes | 6: FIRE PROTECTION DIST #12
COMMISSIONER POS. 1
KEVIN L. MILLER NP | 9: | 12: |

Precinct	Voters	Trnout	Pct	1	2	3	4	5	6	7	8	9	10
APPLE VALLEY 3003	753	15	2.0		0	0	8	3	4	0	0		
CHINOOK 3203	424	7	1.7		0	0	4	2	1	0	0		
COTTONWOOD 3205	446	4	0.9		0	0	2	0	2	0	0		
COWICHE CANYON 3208	2 **	5 *****	**		0	0	0	1	4	0	0		
E AHTANUM 3301	732	10	1.4		0	0	4	1	3	2	0		
ENGLEWOOD 3312	694	7	1.0		0	0	3	2	0	2	0		
GROMORE 3605	1034	11	1.1		0	0	1	5	3	2	0		
HARWOOD 3702	927	23	2.5		1	0	2	8	10	2	0		
N TAMPICO 4114	76	18	23.7		1	0	4	3	6	3	1		
S NOB HILL 4613	679	9	1.3		1	0	4	2	1	0	1		
S AHTANUM 4623	505	15	3.0		0	0	3	5	7	0	0		
SUMMITVIEW 4626	28	1	3.6		0	0	0	0	1	0	0		
TAMPICO 4801	471	19	4.0		0	0	4	9	6	0	0		
W AHTANUM 5003	982	15	1.5		0	0	2	6	6	1	0		
W NOB HILL 5006	46	16	34.8		2	0	4	3	5	1	1		
WESTVIEW 5010	673	3	0.4		0	0	0	2	1	0	0		
WESTWOOD 5011	991	14	1.4		0	0	3	4	7	0	0		
WIDE HOLLOW 5013	591	10	1.7		0	0	2	6	1	1	0		
WILEY CITY 5014	581	9	1.5		0	0	2	5	2	0	0		
WEST VALLEY 5018	652	5	0.8		1	0	2	1	1	0	0		
W WASHINGTON 5020	790	9	1.1		0	0	0	2	4	2	1		
ZIER 5201	499	6	1.2		0	0	0	2	4	0	0		
ABSENTEE 3003	0	133	0.0		1	2	41	42	29	18	0		
ABSENTEE 3203	0	68	0.0		0	0	18	28	11	11	0		
ABSENTEE 3205	0	53	0.0		0	0	17	22	8	6	0		
ABSENTEE 3208	0	1	0.0		0	0	0	1	0	0	0		
ABSENTEE 3301	0	140	0.0		2	0	27	40	41	26	4		
ABSENTEE 3312	0	93	0.0		1	0	30	42	14	6	0		
ABSENTEE 3605	0	155	0.0		1	0	28	76	32	16	2		
ABSENTEE 3702	0	162	0.0		4	1	27	69	50	9	2		
ABSENTEE 4114	0	14	0.0		1	0	1	2	4	6	0		
ABSENTEE 4613	0	126	0.0		9	1	40	33	21	19	3		
ABSENTEE 4623	0	70	0.0		2	0	10	36	17	4	1		
ABSENTEE 4626	0	1	0.0		0	0	0	0	0	1	0		
ABSENTEE 4801	0	62	0.0		1	0	10	28	17	6	0		
ABSENTEE 5003	0	180	0.0		1	0	32	82	33	29	3		
ABSENTEE 5006	0	8	0.0		0	0	2	3	3	0	0		
ABSENTEE 5010	0	90	0.0		1	0	21	39	23	6	0		
ABSENTEE 5011	0	117	0.0		2	0	26	47	32	9	1		

C O L U M N L E G E N D

1:	4: FIRE PROTECTION DIST #12 COMMISSIONER POS. 1 JOHN A. STOUFFER NP	7: FIRE PROTECTION DIST #12 COMMISSIONER POS. 1 KENNY RECORD NP	10:
2: FIRE PROTECTION DIST #12 COMMISSIONER POS. 1 Blank Votes	5: FIRE PROTECTION DIST #12 COMMISSIONER POS. 1 LESTER LENINGTON NP	8: FIRE PROTECTION DIST #12 COMMISSIONER POS. 1 Writein Votes	11:
3: FIRE PROTECTION DIST #12 COMMISSIONER POS. 1 Over Votes	6: FIRE PROTECTION DIST #12 COMMISSIONER POS. 1 KEVIN L. MILLER NP	9:	12:

** See previous page for update to Precinct 3208 voter totals and turnout percentages. Correction to registration total made after ballot programming was completed.

PRECINCT	VOTERS	TRNOUT	PCT	1	2	3	4	5	6	7	8	9	10
ABSENTEE 5013	0	73	0.0		0	0	18	28	22	5	0		
ABSENTEE 5014	0	84	0.0		1	0	16	31	26	8	2		
ABSENTEE 5018	0	93	0.0		2	0	32	30	20	9	0		
ABSENTEE 5020	0	127	0.0		0	0	35	52	28	11	1		
ABSENTEE 5201	0	67	0.0		2	0	16	24	21	4	0		
⇒ Precinct Totals	12589	231	1.8		6	0	54	72	79	16	4		
⇒ Absentee Totals	0	1917	0.0		31	4	447	755	452	209	19		
⇒ Total Votes	12589	2148	17.1		37	4	501	827	531	225	23		

COLUMN LEGEND

- | | | | | |
|---|--|---|---|-----|
| 1: | | 4: FIRE PROTECTION DIST #12
COMMISSIONER POS. 1
JOHN A. STOUFFER NP | 7: FIRE PROTECTION DIST #12
COMMISSIONER POS. 1
KENNY RECORD NP | 10: |
| 2: FIRE PROTECTION DIST #12
COMMISSIONER POS. 1
Blank Votes | | 5: FIRE PROTECTION DIST #12
COMMISSIONER POS. 1
LESTER LENINGTON NP | 8: FIRE PROTECTION DIST #12
COMMISSIONER POS. 1
Writein Votes | 11: |
| 3: FIRE PROTECTION DIST #12
COMMISSIONER POS. 1
Over Votes | | 6: FIRE PROTECTION DIST #12
COMMISSIONER POS. 1
KEVIN L. MILLER NP | 9: | 12: |

Precinct	Voters	Trnout	Pct	1	2	3	4	5	6	7	8	9	10
ABSENTEE 5013	0	73	0.0		0	0	18	28	22	5	0		
ABSENTEE 5014	0	84	0.0		1	0	16	31	26	8	2		
ABSENTEE 5018	0	93	0.0		2	0	32	30	20	9	0		
ABSENTEE 5020	0	127	0.0		0	0	35	52	28	11	1		
ABSENTEE 5201	0	67	0.0		2	0	16	24	21	4	0		
==> Precinct Totals	12576	** 231	1.8		6	0	54	72	79	16	4		
==> Absentee Totals	0	1917	0.0		31	4	447	755	452	209	19		
==> Total Votes	12576	** 2148	17.1		37	4	501	827	531	225	23		

** See previous page for updates to precinct voter totals due to correction made in totals for precinct 3208.

C O L U M N L E G E N D

1:	4: FIRE PROTECTION DIST #12 COMMISSIONER POS. 1 JOHN A. STOFFER NP	7: FIRE PROTECTION DIST #12 COMMISSIONER POS. 1 KENNY RECORD NP	10:
2: FIRE PROTECTION DIST #12 COMMISSIONER POS. 1 Blank Votes	5: FIRE PROTECTION DIST #12 COMMISSIONER POS. 1 LESTER LENINGTON NP	8: FIRE PROTECTION DIST #12 COMMISSIONER POS. 1 Writein Votes	11:
3: FIRE PROTECTION DIST #12 COMMISSIONER POS. 1 Over Votes	6: FIRE PROTECTION DIST #12 COMMISSIONER POS. 1 KEVIN L. MILLER NP	9:	12: