


## Oath of Authenticity

STATE OF WASHINGTON     )  
                                      ) ss.  
COUNTY OF YAKIMA     )

I solemnly swear that the unofficial returns and supporting documentation of the General Election held on **November 7, 2017** in Yakima County, State of Washington, are true and correct.

  
\_\_\_\_\_  
County Auditor

Subscribed and sworn before me this 28th day of November, 2017.

  
\_\_\_\_\_  
County Legislative Authority (witness)


  
\_\_\_\_\_  
County Prosecuting Attorney (witness)


## Certification of the Canvassing Board


STATE OF WASHINGTON     )  
                                      ) ss.  
COUNTY OF YAKIMA     )

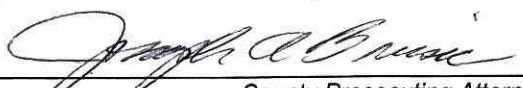
The undersigned officers designated by law as constituting the Canvassing Board for the County of Yakima, State of Washington, hereby certify that this is a full, true and correct copy of the Abstract of Votes including the cumulative results, precinct results, and reconciliation report of votes cast at the General Election held on **November 7, 2017**, in Yakima County, State of Washington, and that the following are the true and reconciled numbers of voters and votes counted.

Witness our hands and official seal this 28th day of November, 2017.



  
\_\_\_\_\_  
County Auditor

  
\_\_\_\_\_  
County Legislative Authority

  
\_\_\_\_\_  
County Prosecuting Attorney

# Yakima County Auditor

## Reconciliation Form

### General information

County name Yakima  
Election date November 7, 2017

### Registered voters eligible to participate

Active registered voters 114,670  
Inactive registered voters 6,884

### Category Reconciliation (detailed accounting of ballots)

	Issued (number of voters issued ballots)	Ballots Received (envelopes containing ballots)	Ballots Accepted (Counted / Tabulated)	Ballots Not Counted		Discrepancy (If zero, category balances)
				Ballots forwarded to other counties	Ballots Rejected	
UOCAVA	1,219	110	109	N/A	1	0
Federal Write-in Absentee	N/A	0	0	N/A	0	0
Provisional	1	0	0	0	0	0
DREs	1	1	1	N/A	0	0
All voters not reported in above categories	113,606	32,464	32,097	1	366	0
Total for all voter categories	114,827	32,575	32,207	1	367	0

### Summary

#### Reconciliation

##### Overall Ballot Reconciliation

Ballots Received	32,575
Ballots Accepted	32,207
Ballots Not Counted	368
Discrepancy	0

##### Voters credited to ballots counted

Credited voters in EMS	32,207
Credited envelopes without ballots	0
Voters not credited in EMS (examples: FWAB or ACP)	0
Total valid ballots	32,207
Discrepancy	0

#### Additional information requested by the Secretary of State.

##### Return method

Email	25
Fax	0
Deposited at staffed, unstaffed deposit sites and voting	7,878
Non-UOCAVA returned by Fax or Email	7
Rejected Non-UOCAVA returned, Fax or Email	3

##### Generation method

MyBallot	0
Other online programs	65
PDF originating from county	0
Non-UOCAVA ballots issued electronically	10

##### AutoMark®

Estimated number of AutoMark® voters	0
--------------------------------------	---

#### Category discrepancy explanation

#### EMS discrepancy explanation

Report prepared by: K. Fisher

Date: 11.27.2017

Contact number: 509.574.1340

# Cumulative Report — Official

## General Election — Yakima County, Washington — November 07, 2017

Page 1 of 24

11/28/2017 08:20 AM

Total Number of Voters : 32,207 of 114,669 = 28.09%

Precincts Reporting 0 of 183 = 0.00%

Party	Candidate	Total Ballots Cast		NA		Total	
Advisory Vote No. 16 Engrossed Substitute House Bill 1597, Vote For 1							
	Repealed	22,175	71.88%	0	0.00%	22,175	71.88%
	Maintained	8,677	28.12%	0	0.00%	8,677	28.12%
	Cast Votes:	30,852	95.79%	0	0.00%	30,852	95.79%
	Over Votes:	5	0.02%	0	0.00%	5	0.02%
	Under Votes:	1,350	4.19%	0	0.00%	1,350	4.19%
Advisory Vote No. 17 Engrossed House Bill 2163, Vote For 1							
	Repealed	23,928	78.02%	0	0.00%	23,928	78.02%
	Maintained	6,743	21.98%	0	0.00%	6,743	21.98%
	Cast Votes:	30,671	95.23%	0	0.00%	30,671	95.23%
	Over Votes:	2	0.01%	0	0.00%	2	0.01%
	Under Votes:	1,534	4.76%	0	0.00%	1,534	4.76%
Advisory Vote No. 18 Engrossed House Bill 2242, Vote For 1							
	Repealed	22,906	74.17%	0	0.00%	22,906	74.17%
	Maintained	7,979	25.83%	0	0.00%	7,979	25.83%
	Cast Votes:	30,885	95.90%	0	0.00%	30,885	95.90%
	Over Votes:	2	0.01%	0	0.00%	2	0.01%
	Under Votes:	1,320	4.10%	0	0.00%	1,320	4.10%
Yakima County Proposition No. 1, Vote For 1							
	Yes	18,492	58.94%	0	0.00%	18,492	58.94%
	No	12,882	41.06%	0	0.00%	12,882	41.06%
	Cast Votes:	31,374	97.41%	0	0.00%	31,374	97.41%
	Over Votes:	4	0.01%	0	0.00%	4	0.01%
	Under Votes:	829	2.57%	0	0.00%	829	2.57%
City of Grandview Council, Position 1, Vote For 1							
	Joan E. Souders	542	98.37%	0	0.00%	542	98.37%
	Write-In	9	1.63%	0	0.00%	9	1.63%
	Cast Votes:	551	81.03%	0	0.00%	551	81.03%
	Over Votes:	0	0.00%	0	0.00%	0	0.00%
	Under Votes:	129	18.97%	0	0.00%	129	18.97%

# Cumulative Report — Official

## General Election — Yakima County, Washington — November 07, 2017

Page 2 of 24

11/28/2017 08:20 AM

Total Number of Voters : 32,207 of 114,669 = 28.09%

Precincts Reporting 0 of 183 = 0.00%

Party	Candidate	Total Ballots Cast		NA		Total	
City of Grandview Council, Position 2, Vote For 1							
	Javier (Harv) Rodriguez	520	98.67%	0	0.00%	520	98.67%
	Write-In	7	1.33%	0	0.00%	7	1.33%
	Cast Votes:	527	77.50%	0	0.00%	527	77.50%
	Over Votes:	0	0.00%	0	0.00%	0	0.00%
	Under Votes:	153	22.50%	0	0.00%	153	22.50%
City of Grandview Council, Position 3, Vote For 1							
	Gloria Mendoza	385	64.81%	0	0.00%	385	64.81%
	Dina Ibarra	206	34.68%	0	0.00%	206	34.68%
	Write-In	3	0.51%	0	0.00%	3	0.51%
	Cast Votes:	594	87.35%	0	0.00%	594	87.35%
	Over Votes:	0	0.00%	0	0.00%	0	0.00%
	Under Votes:	86	12.65%	0	0.00%	86	12.65%
City of Granger Mayor, Vote For 1							
	Jose A. Trevino	104	94.55%	0	0.00%	104	94.55%
	Write-In	6	5.45%	0	0.00%	6	5.45%
	Cast Votes:	110	71.90%	0	0.00%	110	71.90%
	Over Votes:	0	0.00%	0	0.00%	0	0.00%
	Under Votes:	43	28.10%	0	0.00%	43	28.10%
City of Granger Council, Position 1, Vote For 1							
	Magalie Estrada	118	96.72%	0	0.00%	118	96.72%
	Write-In	4	3.28%	0	0.00%	4	3.28%
	Cast Votes:	122	79.74%	0	0.00%	122	79.74%
	Over Votes:	0	0.00%	0	0.00%	0	0.00%
	Under Votes:	31	20.26%	0	0.00%	31	20.26%
City of Granger Council, Position 2, Vote For 1							
	Lilia Villarreal	111	94.87%	0	0.00%	111	94.87%
	Write-In	6	5.13%	0	0.00%	6	5.13%
	Cast Votes:	117	76.47%	0	0.00%	117	76.47%
	Over Votes:	0	0.00%	0	0.00%	0	0.00%
	Under Votes:	36	23.53%	0	0.00%	36	23.53%

# Cumulative Report — Official

## General Election — Yakima County, Washington — November 07, 2017

Page 3 of 24

11/28/2017 08:20 AM

Total Number of Voters : 32,207 of 114,669 = 28.09%

Precincts Reporting 0 of 183 = 0.00%

Party	Candidate	Total Ballots Cast		NA		Total	
City of Granger Council, Position 3, Vote For 1							
	Julie M. Sharp	106	96.36%	0	0.00%	106	96.36%
	Write-In	4	3.64%	0	0.00%	4	3.64%
	Cast Votes:	110	71.90%	0	0.00%	110	71.90%
	Over Votes:	0	0.00%	0	0.00%	0	0.00%
	Under Votes:	43	28.10%	0	0.00%	43	28.10%
Town of Harrah Council, Position 1, Vote For 1							
	Peter Touhey	46	95.83%	0	0.00%	46	95.83%
	Write-In	2	4.17%	0	0.00%	2	4.17%
	Cast Votes:	48	82.76%	0	0.00%	48	82.76%
	Over Votes:	0	0.00%	0	0.00%	0	0.00%
	Under Votes:	10	17.24%	0	0.00%	10	17.24%
Town of Harrah Council, Position 2, Vote For 1							
	Pat Krueger	50	98.04%	0	0.00%	50	98.04%
	Write-In	1	1.96%	0	0.00%	1	1.96%
	Cast Votes:	51	87.93%	0	0.00%	51	87.93%
	Over Votes:	0	0.00%	0	0.00%	0	0.00%
	Under Votes:	7	12.07%	0	0.00%	7	12.07%
City of Mabton Mayor, Vote For 1							
	Mario Martinez	68	42.77%	0	0.00%	68	42.77%
	Laura Vazquez	90	56.60%	0	0.00%	90	56.60%
	Write-In	1	0.63%	0	0.00%	1	0.63%
	Cast Votes:	159	98.76%	0	0.00%	159	98.76%
	Over Votes:	0	0.00%	0	0.00%	0	0.00%
	Under Votes:	2	1.24%	0	0.00%	2	1.24%
City of Mabton Council, Position 1, Vote For 1							
	Diana Castaneda	61	50.83%	0	0.00%	61	50.83%
	Oping P. Hutson	28	23.33%	0	0.00%	28	23.33%
	Mark Gourneau (W)	28	23.33%	0	0.00%	28	23.33%
	Write-In	3	2.50%	0	0.00%	3	2.50%
	Cast Votes:	120	74.53%	0	0.00%	120	74.53%
	Over Votes:	2	1.24%	0	0.00%	2	1.24%
	Under Votes:	39	24.22%	0	0.00%	39	24.22%

# Cumulative Report — Official

## General Election — Yakima County, Washington — November 07, 2017

Page 4 of 24

11/28/2017 08:20 AM

Total Number of Voters : 32,207 of 114,669 = 28.09%

Precincts Reporting 0 of 183 = 0.00%

Party	Candidate	Total Ballots Cast		NA		Total	
City of Mabton Council, Position 2, Vote For 1							
	Rachel Ruelas	58	37.42%	0	0.00%	58	37.42%
	Sophia Gutierrez-Sotelo	97	62.58%	0	0.00%	97	62.58%
	Write-In	0	0.00%	0	0.00%	0	0.00%
	Cast Votes:	155	96.27%	0	0.00%	155	96.27%
	Over Votes:	0	0.00%	0	0.00%	0	0.00%
	Under Votes:	6	3.73%	0	0.00%	6	3.73%
City of Mabton Council, Position 3, Vote For 1							
	Cindy Rendon	78	55.71%	0	0.00%	78	55.71%
	Duran A. Rivera	62	44.29%	0	0.00%	62	44.29%
	Write-In	0	0.00%	0	0.00%	0	0.00%
	Cast Votes:	140	86.96%	0	0.00%	140	86.96%
	Over Votes:	0	0.00%	0	0.00%	0	0.00%
	Under Votes:	21	13.04%	0	0.00%	21	13.04%
City of Moxee Council, Position 1, Vote For 1							
	Robert "Rob" Layman	223	61.77%	0	0.00%	223	61.77%
	Leo J. Hull	136	37.67%	0	0.00%	136	37.67%
	Write-In	2	0.55%	0	0.00%	2	0.55%
	Cast Votes:	361	88.05%	0	0.00%	361	88.05%
	Over Votes:	3	0.73%	0	0.00%	3	0.73%
	Under Votes:	46	11.22%	0	0.00%	46	11.22%
City of Moxee Council, Position 2, Vote For 1							
	LeRoy Lenseigne	324	98.48%	0	0.00%	324	98.48%
	Write-In	5	1.52%	0	0.00%	5	1.52%
	Cast Votes:	329	80.24%	0	0.00%	329	80.24%
	Over Votes:	0	0.00%	0	0.00%	0	0.00%
	Under Votes:	81	19.76%	0	0.00%	81	19.76%
Town of Naches Council, Position 1, Vote For 1							
	Wayne Hawver	99	96.12%	0	0.00%	99	96.12%
	Write-In	4	3.88%	0	0.00%	4	3.88%
	Cast Votes:	103	71.03%	0	0.00%	103	71.03%
	Over Votes:	0	0.00%	0	0.00%	0	0.00%
	Under Votes:	42	28.97%	0	0.00%	42	28.97%

# Cumulative Report — Official

## General Election — Yakima County, Washington — November 07, 2017

Page 5 of 24

11/28/2017 08:20 AM

Total Number of Voters : 32,207 of 114,669 = 28.09%

Precincts Reporting 0 of 183 = 0.00%

Party	Candidate	Total Ballots Cast		NA		Total	
Town of Naches Council, Position 3, Vote For 1							
	Kit Hawver	101	97.12%	0	0.00%	101	97.12%
	Write-In	3	2.88%	0	0.00%	3	2.88%
	Cast Votes:	104	71.72%	0	0.00%	104	71.72%
	Over Votes:	0	0.00%	0	0.00%	0	0.00%
	Under Votes:	41	28.28%	0	0.00%	41	28.28%
Town of Naches Council, Position 5, Vote For 1							
	Suzi Williams	107	97.27%	0	0.00%	107	97.27%
	Write-In	3	2.73%	0	0.00%	3	2.73%
	Cast Votes:	110	75.86%	0	0.00%	110	75.86%
	Over Votes:	0	0.00%	0	0.00%	0	0.00%
	Under Votes:	35	24.14%	0	0.00%	35	24.14%
City of Selah Council, Position 1, Vote For 1							
	Jeremie Dufault	737	98.27%	0	0.00%	737	98.27%
	Write-In	13	1.73%	0	0.00%	13	1.73%
	Cast Votes:	750	75.91%	0	0.00%	750	75.91%
	Over Votes:	0	0.00%	0	0.00%	0	0.00%
	Under Votes:	238	24.09%	0	0.00%	238	24.09%
City of Selah Council, Position 2, Vote For 1							
	Jacquie Matson	693	98.02%	0	0.00%	693	98.02%
	Write-In	14	1.98%	0	0.00%	14	1.98%
	Cast Votes:	707	71.56%	0	0.00%	707	71.56%
	Over Votes:	0	0.00%	0	0.00%	0	0.00%
	Under Votes:	281	28.44%	0	0.00%	281	28.44%
City of Selah Council, Position 3, Vote For 1							
	Rachael J. Glaspie	699	98.04%	0	0.00%	699	98.04%
	Write-In	14	1.96%	0	0.00%	14	1.96%
	Cast Votes:	713	72.17%	0	0.00%	713	72.17%
	Over Votes:	0	0.00%	0	0.00%	0	0.00%
	Under Votes:	275	27.83%	0	0.00%	275	27.83%

# Cumulative Report — Official

## General Election — Yakima County, Washington — November 07, 2017

Page 6 of 24

11/28/2017 08:20 AM

Total Number of Voters : 32,207 of 114,669 = 28.09%

Precincts Reporting 0 of 183 = 0.00%

Party	Candidate	Total Ballots Cast		NA		Total	
City of Sunnyside Council, District 1, Vote For 1							
	John Henry	545	63.59%	0	0.00%	545	63.59%
	Theresa Hancock (W)	301	35.12%	0	0.00%	301	35.12%
	Write-In	11	1.28%	0	0.00%	11	1.28%
	Cast Votes:	857	86.48%	0	0.00%	857	86.48%
	Over Votes:	1	0.10%	0	0.00%	1	0.10%
	Under Votes:	133	13.42%	0	0.00%	133	13.42%
City of Sunnyside Council, District 2, Vote For 1							
	Dean R. Broersma	817	97.96%	0	0.00%	817	97.96%
	Write-In	17	2.04%	0	0.00%	17	2.04%
	Cast Votes:	834	84.16%	0	0.00%	834	84.16%
	Over Votes:	0	0.00%	0	0.00%	0	0.00%
	Under Votes:	157	15.84%	0	0.00%	157	15.84%
City of Sunnyside Council, District 3, Vote For 1							
	Betty Lynn Garza	377	39.98%	0	0.00%	377	39.98%
	Ron Stremler	560	59.38%	0	0.00%	560	59.38%
	Write-In	6	0.64%	0	0.00%	6	0.64%
	Cast Votes:	943	95.16%	0	0.00%	943	95.16%
	Over Votes:	1	0.10%	0	0.00%	1	0.10%
	Under Votes:	47	4.74%	0	0.00%	47	4.74%
City of Sunnyside Council, District 4, Vote For 1							
	Francisco J. Guerrero	766	97.33%	0	0.00%	766	97.33%
	Write-In	21	2.67%	0	0.00%	21	2.67%
	Cast Votes:	787	79.41%	0	0.00%	787	79.41%
	Over Votes:	1	0.10%	0	0.00%	1	0.10%
	Under Votes:	203	20.48%	0	0.00%	203	20.48%
City of Tieton Council, Position 1, Vote For 1							
	Matt Riddle	88	94.62%	0	0.00%	88	94.62%
	Write-In	5	5.38%	0	0.00%	5	5.38%
	Cast Votes:	93	86.11%	0	0.00%	93	86.11%
	Over Votes:	0	0.00%	0	0.00%	0	0.00%
	Under Votes:	15	13.89%	0	0.00%	15	13.89%



# Cumulative Report — Official

## General Election — Yakima County, Washington — November 07, 2017

Page 7 of 24

11/28/2017 08:20 AM

Total Number of Voters : 32,207 of 114,669 = 28.09%

Precincts Reporting 0 of 183 = 0.00%

Party	Candidate	Total Ballots Cast		NA		Total	
City of Tieton Council, Position 2, Vote For 1							
	Larry Buchanan, Jr.	68	66.67%	0	0.00%	68	66.67%
	Stanley R. Hall	32	31.37%	0	0.00%	32	31.37%
	Write-In	2	1.96%	0	0.00%	2	1.96%
	Cast Votes:	102	94.44%	0	0.00%	102	94.44%
	Over Votes:	0	0.00%	0	0.00%	0	0.00%
	Under Votes:	6	5.56%	0	0.00%	6	5.56%
City of Tieton Council, Position 3, Vote For 1							
	Sharon Sedgwick	82	92.13%	0	0.00%	82	92.13%
	Write-In	7	7.87%	0	0.00%	7	7.87%
	Cast Votes:	89	82.41%	0	0.00%	89	82.41%
	Over Votes:	0	0.00%	0	0.00%	0	0.00%
	Under Votes:	19	17.59%	0	0.00%	19	17.59%
City of Toppenish Council, Position 1, Vote For 1							
	Elpidia Saavedra	410	96.24%	0	0.00%	410	96.24%
	Write-In	16	3.76%	0	0.00%	16	3.76%
	Cast Votes:	426	78.17%	0	0.00%	426	78.17%
	Over Votes:	0	0.00%	0	0.00%	0	0.00%
	Under Votes:	119	21.83%	0	0.00%	119	21.83%
City of Toppenish Council, Position 2, Vote For 1							
	Blaine R. Thorington	431	96.21%	0	0.00%	431	96.21%
	Write-In	17	3.79%	0	0.00%	17	3.79%
	Cast Votes:	448	82.20%	0	0.00%	448	82.20%
	Over Votes:	0	0.00%	0	0.00%	0	0.00%
	Under Votes:	97	17.80%	0	0.00%	97	17.80%
City of Toppenish Council, Position 3, Vote For 1							
	Clara R. Jimenez	440	97.78%	0	0.00%	440	97.78%
	Write-In	10	2.22%	0	0.00%	10	2.22%
	Cast Votes:	450	82.57%	0	0.00%	450	82.57%
	Over Votes:	0	0.00%	0	0.00%	0	0.00%
	Under Votes:	95	17.43%	0	0.00%	95	17.43%

# Cumulative Report — Official

## General Election — Yakima County, Washington — November 07, 2017

Page 8 of 24

11/28/2017 08:20 AM

Total Number of Voters : 32,207 of 114,669 = 28.09%

Precincts Reporting 0 of 183 = 0.00%

Party	Candidate	Total Ballots Cast		NA		Total	
City of Toppenish Council, Position 4, Vote For 1							
	Mark Oaks	440	97.78%	0	0.00%	440	97.78%
	Write-In	10	2.22%	0	0.00%	10	2.22%
	Cast Votes:	450	82.57%	0	0.00%	450	82.57%
	Over Votes:	0	0.00%	0	0.00%	0	0.00%
	Under Votes:	95	17.43%	0	0.00%	95	17.43%
City of Union Gap Council, Position 1, Vote For 1							
	John Hodgkinson	464	96.07%	0	0.00%	464	96.07%
	Write-In	19	3.93%	0	0.00%	19	3.93%
	Cast Votes:	483	80.50%	0	0.00%	483	80.50%
	Over Votes:	0	0.00%	0	0.00%	0	0.00%
	Under Votes:	117	19.50%	0	0.00%	117	19.50%
City of Union Gap Council, Position 2, Vote For 1							
	Mark Carney	260	47.62%	0	0.00%	260	47.62%
	James Murr	279	51.10%	0	0.00%	279	51.10%
	Write-In	7	1.28%	0	0.00%	7	1.28%
	Cast Votes:	546	91.00%	0	0.00%	546	91.00%
	Over Votes:	1	0.17%	0	0.00%	1	0.17%
	Under Votes:	53	8.83%	0	0.00%	53	8.83%
City of Union Gap Council, Position 3, Vote For 1							
	Dan C. Olson	216	37.70%	0	0.00%	216	37.70%
	Roger Wentz	354	61.78%	0	0.00%	354	61.78%
	Write-In	3	0.52%	0	0.00%	3	0.52%
	Cast Votes:	573	95.50%	0	0.00%	573	95.50%
	Over Votes:	0	0.00%	0	0.00%	0	0.00%
	Under Votes:	27	4.50%	0	0.00%	27	4.50%
City of Union Gap Council, Position 7, Vote For 1							
	Eddie Perez	257	44.85%	0	0.00%	257	44.85%
	Sandy Dailey	314	54.80%	0	0.00%	314	54.80%
	Write-In	2	0.35%	0	0.00%	2	0.35%
	Cast Votes:	573	95.50%	0	0.00%	573	95.50%
	Over Votes:	0	0.00%	0	0.00%	0	0.00%
	Under Votes:	27	4.50%	0	0.00%	27	4.50%

# Cumulative Report — Official

## General Election — Yakima County, Washington — November 07, 2017

Page 9 of 24

11/28/2017 08:20 AM

Total Number of Voters : 32,207 of 114,669 = 28.09%

Precincts Reporting 0 of 183 = 0.00%

Party	Candidate	Total Ballots Cast		NA		Total	
City of Wapato Mayor, Vote For 1							
	Juan "Eddy" Orozco	271	49.63%	0	0.00%	271	49.63%
	Hector G. Garza	273	50.00%	0	0.00%	273	50.00%
	Write-In	2	0.37%	0	0.00%	2	0.37%
	Cast Votes:	546	98.56%	0	0.00%	546	98.56%
	Over Votes:	1	0.18%	0	0.00%	1	0.18%
	Under Votes:	7	1.26%	0	0.00%	7	1.26%
City of Wapato Council, Position 1, Vote For 1							
	Tony Guzman	247	55.13%	0	0.00%	247	55.13%
	Jasmine Perez (W)	185	41.29%	0	0.00%	185	41.29%
	Write-In	16	3.57%	0	0.00%	16	3.57%
	Cast Votes:	448	80.87%	0	0.00%	448	80.87%
	Over Votes:	1	0.18%	0	0.00%	1	0.18%
	Under Votes:	105	18.95%	0	0.00%	105	18.95%
City of Wapato Council, Position 2, Vote For 1							
	Dora E. Alvarez-Roa	278	54.30%	0	0.00%	278	54.30%
	Rita Alvarado	226	44.14%	0	0.00%	226	44.14%
	Write-In	8	1.56%	0	0.00%	8	1.56%
	Cast Votes:	512	92.42%	0	0.00%	512	92.42%
	Over Votes:	1	0.18%	0	0.00%	1	0.18%
	Under Votes:	41	7.40%	0	0.00%	41	7.40%
City of Wapato Council, Position 3, Vote For 1							
	Ralph Sanchez	434	97.31%	0	0.00%	434	97.31%
	Write-In	12	2.69%	0	0.00%	12	2.69%
	Cast Votes:	446	80.51%	0	0.00%	446	80.51%
	Over Votes:	1	0.18%	0	0.00%	1	0.18%
	Under Votes:	107	19.31%	0	0.00%	107	19.31%
City of Wapato Council, Position 5, Vote For 1							
	Stephen Diaz	216	43.37%	0	0.00%	216	43.37%
	Tony "Antonio" Gaytan	279	56.02%	0	0.00%	279	56.02%
	Write-In	3	0.60%	0	0.00%	3	0.60%
	Cast Votes:	498	89.89%	0	0.00%	498	89.89%
	Over Votes:	1	0.18%	0	0.00%	1	0.18%
	Under Votes:	55	9.93%	0	0.00%	55	9.93%

# Cumulative Report — Official

## General Election — Yakima County, Washington — November 07, 2017

Page 10 of 24

11/28/2017 08:20 AM

Total Number of Voters : 32,207 of 114,669 = 28.09%

Precincts Reporting 0 of 183 = 0.00%

Party	Candidate	Total Ballots Cast		NA		Total	
City of Wapato Council, Position 7 At-Large, Vote For 1							
	Keith L. Workman	283	60.47%	0	0.00%	283	60.47%
	Maria Lopez (W)	181	38.68%	0	0.00%	181	38.68%
	Write-In	4	0.85%	0	0.00%	4	0.85%
	Cast Votes:	468	84.48%	0	0.00%	468	84.48%
	Over Votes:	1	0.18%	0	0.00%	1	0.18%
	Under Votes:	85	15.34%	0	0.00%	85	15.34%
City of Yakima Council, District 2, Vote For 1							
	Pablo Gonzalez	234	29.00%	0	0.00%	234	29.00%
	Jason White	573	71.00%	0	0.00%	573	71.00%
	Write-In	0	0.00%	0	0.00%	0	0.00%
	Cast Votes:	807	98.90%	0	0.00%	807	98.90%
	Over Votes:	0	0.00%	0	0.00%	0	0.00%
	Under Votes:	9	1.10%	0	0.00%	9	1.10%
City of Yakima Council, District 4, Vote For 1							
	Keith Effler	540	39.42%	0	0.00%	540	39.42%
	Kay Funk	816	59.56%	0	0.00%	816	59.56%
	Write-In	14	1.02%	0	0.00%	14	1.02%
	Cast Votes:	1,370	96.82%	0	0.00%	1,370	96.82%
	Over Votes:	1	0.07%	0	0.00%	1	0.07%
	Under Votes:	44	3.11%	0	0.00%	44	3.11%
City of Yakima Council, District 6, Vote For 1							
	Brad Hill	2,983	84.15%	0	0.00%	2,983	84.15%
	Micaela Razo	552	15.57%	0	0.00%	552	15.57%
	Write-In	10	0.28%	0	0.00%	10	0.28%
	Cast Votes:	3,545	95.53%	0	0.00%	3,545	95.53%
	Over Votes:	0	0.00%	0	0.00%	0	0.00%
	Under Votes:	166	4.47%	0	0.00%	166	4.47%

# Cumulative Report — Official

## General Election — Yakima County, Washington — November 07, 2017

Page 11 of 24

11/28/2017 08:20 AM

Total Number of Voters : 32,207 of 114,669 = 28.09%

Precincts Reporting 0 of 183 = 0.00%

Party	Candidate	Total Ballots Cast		NA		Total	
City of Zillah Mayor, Vote For 1							
	Gary V. Clark	170	30.52%	0	0.00%	170	30.52%
	Scott J. Carmack	385	69.12%	0	0.00%	385	69.12%
	Write-In	2	0.36%	0	0.00%	2	0.36%
	Cast Votes:	557	98.24%	0	0.00%	557	98.24%
	Over Votes:	0	0.00%	0	0.00%	0	0.00%
	Under Votes:	10	1.76%	0	0.00%	10	1.76%
City of Zillah Council, Position 1, Vote For 1							
	Brian Williams	457	98.92%	0	0.00%	457	98.92%
	Write-In	5	1.08%	0	0.00%	5	1.08%
	Cast Votes:	462	81.48%	0	0.00%	462	81.48%
	Over Votes:	0	0.00%	0	0.00%	0	0.00%
	Under Votes:	105	18.52%	0	0.00%	105	18.52%
City of Zillah Council, Position 2, Vote For 1							
	Jeff Miles	456	99.13%	0	0.00%	456	99.13%
	Write-In	4	0.87%	0	0.00%	4	0.87%
	Cast Votes:	460	81.13%	0	0.00%	460	81.13%
	Over Votes:	0	0.00%	0	0.00%	0	0.00%
	Under Votes:	107	18.87%	0	0.00%	107	18.87%
City of Yakima Municipal Court Judge, Position 1, Vote For 1							
	Kelley C. Olwell	8,627	98.40%	0	0.00%	8,627	98.40%
	Write-In	140	1.60%	0	0.00%	140	1.60%
	Cast Votes:	8,767	70.75%	0	0.00%	8,767	70.75%
	Over Votes:	0	0.00%	0	0.00%	0	0.00%
	Under Votes:	3,625	29.25%	0	0.00%	3,625	29.25%
City of Yakima Municipal Court Judge, Position 2, Vote For 1							
	Susan J. Woodard	8,719	98.61%	0	0.00%	8,719	98.61%
	Write-In	123	1.39%	0	0.00%	123	1.39%
	Cast Votes:	8,842	71.35%	0	0.00%	8,842	71.35%
	Over Votes:	2	0.02%	0	0.00%	2	0.02%
	Under Votes:	3,548	28.63%	0	0.00%	3,548	28.63%

# Cumulative Report — Official

## General Election — Yakima County, Washington — November 07, 2017

Page 12 of 24

11/28/2017 08:20 AM

Total Number of Voters : 32,207 of 114,669 = 28.09%

Precincts Reporting 0 of 183 = 0.00%

Party	Candidate	Total Ballots Cast		NA		Total	
Union Gap School District No. 2 Director, District 3, Vote For 1							
	Nicole Rivera	283	97.59%	0	0.00%	283	97.59%
	Write-In	7	2.41%	0	0.00%	7	2.41%
	Cast Votes:	290	77.96%	0	0.00%	290	77.96%
	Over Votes:	0	0.00%	0	0.00%	0	0.00%
	Under Votes:	82	22.04%	0	0.00%	82	22.04%
Union Gap School District No. 2 Director, Position 1 At-Large, Vote For 1							
	Kiel Martin	290	98.98%	0	0.00%	290	98.98%
	Write-In	3	1.02%	0	0.00%	3	1.02%
	Cast Votes:	293	78.76%	0	0.00%	293	78.76%
	Over Votes:	0	0.00%	0	0.00%	0	0.00%
	Under Votes:	79	21.24%	0	0.00%	79	21.24%
Naches Valley School District No. Jt3 Director, District 1, Vote For 1							
	Marcie Carrell	1,255	98.59%	0	0.00%	1,255	98.59%
	Write-In	18	1.41%	0	0.00%	18	1.41%
	Cast Votes:	1,273	70.96%	0	0.00%	1,273	70.96%
	Over Votes:	0	0.00%	0	0.00%	0	0.00%
	Under Votes:	521	29.04%	0	0.00%	521	29.04%
Naches Valley School District No. Jt3 Director, District 2, Vote For 1							
	Bruce Drollinger	1,267	98.45%	0	0.00%	1,267	98.45%
	Write-In	20	1.55%	0	0.00%	20	1.55%
	Cast Votes:	1,287	71.74%	0	0.00%	1,287	71.74%
	Over Votes:	0	0.00%	0	0.00%	0	0.00%
	Under Votes:	507	28.26%	0	0.00%	507	28.26%
Naches Valley School District No. Jt3 Director, District 3, Vote For 1							
	Chad Christopherson	1,256	98.51%	0	0.00%	1,256	98.51%
	Write-In	19	1.49%	0	0.00%	19	1.49%
	Cast Votes:	1,275	71.07%	0	0.00%	1,275	71.07%
	Over Votes:	0	0.00%	0	0.00%	0	0.00%
	Under Votes:	519	28.93%	0	0.00%	519	28.93%

# Cumulative Report — Official

## General Election — Yakima County, Washington — November 07, 2017

Page 13 of 24

11/28/2017 08:20 AM

Total Number of Voters : 32,207 of 114,669 = 28.09%

Precincts Reporting 0 of 183 = 0.00%

Party	Candidate	Total Ballots Cast		NA		Total	
Yakima School District No. 7 Director, Position 1, Vote For 1							
	Graciela Villanueva	5,456	97.12%	0	0.00%	5,456	97.12%
	Write-In	162	2.88%	0	0.00%	162	2.88%
	Cast Votes:	5,618	66.20%	0	0.00%	5,618	66.20%
	Over Votes:	0	0.00%	0	0.00%	0	0.00%
	Under Votes:	2,869	33.80%	0	0.00%	2,869	33.80%
Yakima School District No. 7 Director, Position 2, Vote For 1							
	Don J. Davis, Jr.	5,774	98.05%	0	0.00%	5,774	98.05%
	Write-In	115	1.95%	0	0.00%	115	1.95%
	Cast Votes:	5,889	69.39%	0	0.00%	5,889	69.39%
	Over Votes:	1	0.01%	0	0.00%	1	0.01%
	Under Votes:	2,597	30.60%	0	0.00%	2,597	30.60%
Wahluke School District No. 73 Director, District 2, Vote For 1							
	Jerry Yorgesen	0	0.00%	0	0.00%	0	0.00%
	Write-In	0	0.00%	0	0.00%	0	0.00%
	Cast Votes:	0	0.00%	0	0.00%	0	0.00%
	Over Votes:	0	0.00%	0	0.00%	0	0.00%
	Under Votes:	0	0.00%	0	0.00%	0	0.00%
Wahluke School District No. 73 Director, Position 5 At-Large, Vote For 1							
	Lorraine Jenne	0	0.00%	0	0.00%	0	0.00%
	Write-In	0	0.00%	0	0.00%	0	0.00%
	Cast Votes:	0	0.00%	0	0.00%	0	0.00%
	Over Votes:	0	0.00%	0	0.00%	0	0.00%
	Under Votes:	0	0.00%	0	0.00%	0	0.00%
East Valley School District No. 90 Director, District 2, Vote For 1							
	Charlotte R. Layman	2,274	98.40%	0	0.00%	2,274	98.40%
	Write-In	37	1.60%	0	0.00%	37	1.60%
	Cast Votes:	2,311	75.11%	0	0.00%	2,311	75.11%
	Over Votes:	0	0.00%	0	0.00%	0	0.00%
	Under Votes:	766	24.89%	0	0.00%	766	24.89%

# Cumulative Report — Official

## General Election — Yakima County, Washington — November 07, 2017

Page 14 of 24

11/28/2017 08:20 AM

Total Number of Voters : 32,207 of 114,669 = 28.09%

Precincts Reporting 0 of 183 = 0.00%

Party	Candidate	Total Ballots Cast		NA		Total	
East Valley School District No. 90 Director, District 4, Vote For 1							
	Phil Bird	757	31.46%	0	0.00%	757	31.46%
	Jeremy A. Rodriguez	625	25.98%	0	0.00%	625	25.98%
	Ray Wiseman	1,006	41.81%	0	0.00%	1,006	41.81%
	Write-In	18	0.75%	0	0.00%	18	0.75%
	Cast Votes:	2,406	78.19%	0	0.00%	2,406	78.19%
	Over Votes:	0	0.00%	0	0.00%	0	0.00%
	Under Votes:	671	21.81%	0	0.00%	671	21.81%
East Valley School District No. 90 Director, District 5, Vote For 1							
	Eric Farmer	2,252	98.90%	0	0.00%	2,252	98.90%
	Write-In	25	1.10%	0	0.00%	25	1.10%
	Cast Votes:	2,277	74.00%	0	0.00%	2,277	74.00%
	Over Votes:	1	0.03%	0	0.00%	1	0.03%
	Under Votes:	799	25.97%	0	0.00%	799	25.97%
Grandview School District No. 116-200 Director, District 2, Vote For 1							
	Dale H. Burgeson	956	98.96%	0	0.00%	956	98.96%
	Write-In	10	1.04%	0	0.00%	10	1.04%
	Cast Votes:	966	79.18%	0	0.00%	966	79.18%
	Over Votes:	0	0.00%	0	0.00%	0	0.00%
	Under Votes:	254	20.82%	0	0.00%	254	20.82%
Grandview School District No. 116-200 Director, District 5, Vote For 1							
	Scott A. McKinney	985	99.39%	0	0.00%	985	99.39%
	Write-In	6	0.61%	0	0.00%	6	0.61%
	Cast Votes:	991	81.23%	0	0.00%	991	81.23%
	Over Votes:	0	0.00%	0	0.00%	0	0.00%
	Under Votes:	229	18.77%	0	0.00%	229	18.77%
Selah School District No. 119 Director, District 1, Vote For 1							
	Sarah K. Michael	2,345	99.11%	0	0.00%	2,345	99.11%
	Write-In	21	0.89%	0	0.00%	21	0.89%
	Cast Votes:	2,366	72.89%	0	0.00%	2,366	72.89%
	Over Votes:	0	0.00%	0	0.00%	0	0.00%
	Under Votes:	880	27.11%	0	0.00%	880	27.11%



# Cumulative Report — Official

## General Election — Yakima County, Washington — November 07, 2017

Page 15 of 24

11/28/2017 08:20 AM

Total Number of Voters : 32,207 of 114,669 = 28.09%

Precincts Reporting 0 of 183 = 0.00%

Party	Candidate	Total Ballots Cast		NA		Total	
Selah School District No. 119 Director, District 2, Vote For 1							
	Kelliann Ergeson	2,320	98.85%	0	0.00%	2,320	98.85%
	Write-In	27	1.15%	0	0.00%	27	1.15%
	Cast Votes:	2,347	72.30%	0	0.00%	2,347	72.30%
	Over Votes:	1	0.03%	0	0.00%	1	0.03%
	Under Votes:	898	27.66%	0	0.00%	898	27.66%
Selah School District No. 119 Director, Position 1 At-Large, Vote For 1							
	Jamie Morford	2,376	98.96%	0	0.00%	2,376	98.96%
	Write-In	25	1.04%	0	0.00%	25	1.04%
	Cast Votes:	2,401	73.97%	0	0.00%	2,401	73.97%
	Over Votes:	2	0.06%	0	0.00%	2	0.06%
	Under Votes:	843	25.97%	0	0.00%	843	25.97%
Mabton School District No. 120 Director, District 3, Vote For 1							
	Jose Guadalupe Rodriguez	223	100.00%	0	0.00%	223	100.00%
	Write-In	0	0.00%	0	0.00%	0	0.00%
	Cast Votes:	223	78.52%	0	0.00%	223	78.52%
	Over Votes:	0	0.00%	0	0.00%	0	0.00%
	Under Votes:	61	21.48%	0	0.00%	61	21.48%
Mabton School District No. 120 Director, Position 1 At-Large, Vote For 1							
	Carrie Herrera	216	99.54%	0	0.00%	216	99.54%
	Write-In	1	0.46%	0	0.00%	1	0.46%
	Cast Votes:	217	76.41%	0	0.00%	217	76.41%
	Over Votes:	0	0.00%	0	0.00%	0	0.00%
	Under Votes:	67	23.59%	0	0.00%	67	23.59%
Sunnyside School District No. 201 Director, District 2, Vote For 1							
	Michelle Lee Emery Perry	1,441	97.10%	0	0.00%	1,441	97.10%
	Write-In	43	2.90%	0	0.00%	43	2.90%
	Cast Votes:	1,484	76.10%	0	0.00%	1,484	76.10%
	Over Votes:	1	0.05%	0	0.00%	1	0.05%
	Under Votes:	465	23.85%	0	0.00%	465	23.85%

# Cumulative Report — Official

## General Election — Yakima County, Washington — November 07, 2017

Page 16 of 24

11/28/2017 08:20 AM

Total Number of Voters : 32,207 of 114,669 = 28.09%

Precincts Reporting 0 of 183 = 0.00%

Party	Candidate	Total Ballots Cast		NA		Total	
Sunnyside School District No. 201 Director, District 3, Vote For 1							
	Steve Winfree	1,606	99.20%	0	0.00%	1,606	99.20%
	Write-In	13	0.80%	0	0.00%	13	0.80%
	Cast Votes:	1,619	83.03%	0	0.00%	1,619	83.03%
	Over Votes:	1	0.05%	0	0.00%	1	0.05%
	Under Votes:	330	16.92%	0	0.00%	330	16.92%
Toppenish School District No. 202 Director, District 2, Vote For 1							
	Zach Dorr	630	61.76%	0	0.00%	630	61.76%
	Enedeo Garza, Jr.	386	37.84%	0	0.00%	386	37.84%
	Write-In	4	0.39%	0	0.00%	4	0.39%
	Cast Votes:	1,020	95.77%	0	0.00%	1,020	95.77%
	Over Votes:	0	0.00%	0	0.00%	0	0.00%
	Under Votes:	45	4.23%	0	0.00%	45	4.23%
Toppenish School District No. 202 Director, District 3, Vote For 1							
	Richard R. Lommers	611	59.67%	0	0.00%	611	59.67%
	Rosa I. Ortiz	411	40.14%	0	0.00%	411	40.14%
	Write-In	2	0.20%	0	0.00%	2	0.20%
	Cast Votes:	1,024	96.15%	0	0.00%	1,024	96.15%
	Over Votes:	0	0.00%	0	0.00%	0	0.00%
	Under Votes:	41	3.85%	0	0.00%	41	3.85%
Highland School District No. 203 Director, District 2, Vote For 1							
	David Barnes	632	98.29%	0	0.00%	632	98.29%
	Write-In	11	1.71%	0	0.00%	11	1.71%
	Cast Votes:	643	75.83%	0	0.00%	643	75.83%
	Over Votes:	0	0.00%	0	0.00%	0	0.00%
	Under Votes:	205	24.17%	0	0.00%	205	24.17%
Highland School District No. 203 Director, Position 1 At-Large, Vote For 1							
	Nicole (Nikki) Keller	629	97.07%	0	0.00%	629	97.07%
	Write-In	19	2.93%	0	0.00%	19	2.93%
	Cast Votes:	648	76.42%	0	0.00%	648	76.42%
	Over Votes:	0	0.00%	0	0.00%	0	0.00%
	Under Votes:	200	23.58%	0	0.00%	200	23.58%

# Cumulative Report — Official

## General Election — Yakima County, Washington — November 07, 2017

Page 17 of 24

11/28/2017 08:20 AM

Total Number of Voters : 32,207 of 114,669 = 28.09%

Precincts Reporting 0 of 183 = 0.00%

Party	Candidate	Total Ballots Cast		NA		Total	
Bickleton School District No. 203 Director, Position 4 At-Large, Vote For 1							
	Mary Jo Hanson	9	100.00%	0	0.00%	9	100.00%
	Write-In	0	0.00%	0	0.00%	0	0.00%
	Cast Votes:	9	75.00%	0	0.00%	9	75.00%
	Over Votes:	0	0.00%	0	0.00%	0	0.00%
	Under Votes:	3	25.00%	0	0.00%	3	25.00%
Bickleton School District No. 203 Director, Position 5 At-Large, Vote For 1							
	Gary R. Hess	9	100.00%	0	0.00%	9	100.00%
	Write-In	0	0.00%	0	0.00%	0	0.00%
	Cast Votes:	9	75.00%	0	0.00%	9	75.00%
	Over Votes:	0	0.00%	0	0.00%	0	0.00%
	Under Votes:	3	25.00%	0	0.00%	3	25.00%
Granger School District No. 204 Director, District 1, Vote For 1							
	Marcy L. Hull	318	97.85%	0	0.00%	318	97.85%
	Write-In	7	2.15%	0	0.00%	7	2.15%
	Cast Votes:	325	78.13%	0	0.00%	325	78.13%
	Over Votes:	0	0.00%	0	0.00%	0	0.00%
	Under Votes:	91	21.88%	0	0.00%	91	21.88%
Granger School District No. 204 Director, District 5, Vote For 1							
	Kyle E. Shinn	320	98.16%	0	0.00%	320	98.16%
	Write-In	6	1.84%	0	0.00%	6	1.84%
	Cast Votes:	326	78.37%	0	0.00%	326	78.37%
	Over Votes:	0	0.00%	0	0.00%	0	0.00%
	Under Votes:	90	21.63%	0	0.00%	90	21.63%
Zillah School District No. 205 Director, District 1, Vote For 1							
	Darrin L. Belton	821	99.27%	0	0.00%	821	99.27%
	Write-In	6	0.73%	0	0.00%	6	0.73%
	Cast Votes:	827	81.80%	0	0.00%	827	81.80%
	Over Votes:	0	0.00%	0	0.00%	0	0.00%
	Under Votes:	184	18.20%	0	0.00%	184	18.20%

# Cumulative Report — Official

## General Election — Yakima County, Washington — November 07, 2017

Page 18 of 24

11/28/2017 08:20 AM

Total Number of Voters : 32,207 of 114,669 = 28.09%

Precincts Reporting 0 of 183 = 0.00%

Party	Candidate	Total Ballots Cast		NA		Total	
Zillah School District No. 205 Director, District 2, Vote For 1							
	Chris Van Antwerp	768	97.59%	0	0.00%	768	97.59%
	Write-In	19	2.41%	0	0.00%	19	2.41%
	Cast Votes:	787	77.84%	0	0.00%	787	77.84%
	Over Votes:	0	0.00%	0	0.00%	0	0.00%
	Under Votes:	224	22.16%	0	0.00%	224	22.16%
Zillah School District No. 205 Director, District 5, Vote For 1							
	Dennis L. Jones	807	98.78%	0	0.00%	807	98.78%
	Write-In	10	1.22%	0	0.00%	10	1.22%
	Cast Votes:	817	80.81%	0	0.00%	817	80.81%
	Over Votes:	0	0.00%	0	0.00%	0	0.00%
	Under Votes:	194	19.19%	0	0.00%	194	19.19%
Wapato School District No. 207 Director, District 1, Vote For 1							
	Javier Vela	875	97.33%	0	0.00%	875	97.33%
	Write-In	24	2.67%	0	0.00%	24	2.67%
	Cast Votes:	899	70.68%	0	0.00%	899	70.68%
	Over Votes:	1	0.08%	0	0.00%	1	0.08%
	Under Votes:	372	29.25%	0	0.00%	372	29.25%
Wapato School District No. 207 Director, District 2, Vote For 1							
	Myron J. Yolo	922	98.40%	0	0.00%	922	98.40%
	Write-In	15	1.60%	0	0.00%	15	1.60%
	Cast Votes:	937	73.66%	0	0.00%	937	73.66%
	Over Votes:	1	0.08%	0	0.00%	1	0.08%
	Under Votes:	334	26.26%	0	0.00%	334	26.26%
West Valley School District No. 208 Director, District 2, Vote For 1							
	Michael J. Thorner	4,767	98.43%	0	0.00%	4,767	98.43%
	Write-In	76	1.57%	0	0.00%	76	1.57%
	Cast Votes:	4,843	71.03%	0	0.00%	4,843	71.03%
	Over Votes:	1	0.01%	0	0.00%	1	0.01%
	Under Votes:	1,974	28.95%	0	0.00%	1,974	28.95%

# Cumulative Report — Official

## General Election — Yakima County, Washington — November 07, 2017

Page 19 of 24

11/28/2017 08:20 AM

Total Number of Voters : 32,207 of 114,669 = 28.09%

Precincts Reporting 0 of 183 = 0.00%

Party	Candidate	Total Ballots Cast		NA		Total	
West Valley School District No. 208 Director, District 3, Vote For 1							
	Mark A. Strong	4,584	98.58%	0	0.00%	4,584	98.58%
	Write-In	66	1.42%	0	0.00%	66	1.42%
	Cast Votes:	4,650	68.20%	0	0.00%	4,650	68.20%
	Over Votes:	1	0.01%	0	0.00%	1	0.01%
	Under Votes:	2,167	31.78%	0	0.00%	2,167	31.78%
West Valley School District No. 208 Director, District 4, Vote For 1							
	Jeffrey Smith	4,639	98.51%	0	0.00%	4,639	98.51%
	Write-In	70	1.49%	0	0.00%	70	1.49%
	Cast Votes:	4,709	69.07%	0	0.00%	4,709	69.07%
	Over Votes:	2	0.03%	0	0.00%	2	0.03%
	Under Votes:	2,107	30.90%	0	0.00%	2,107	30.90%
Mt. Adams School District No. 209 Director, District 3, Vote For 1							
	Gregory J. Bailey	283	99.30%	0	0.00%	283	99.30%
	Write-In	2	0.70%	0	0.00%	2	0.70%
	Cast Votes:	285	85.07%	0	0.00%	285	85.07%
	Over Votes:	0	0.00%	0	0.00%	0	0.00%
	Under Votes:	50	14.93%	0	0.00%	50	14.93%
Mt. Adams School District No. 209 Director, District 4, Vote For 1							
	Carol Hull	283	98.95%	0	0.00%	283	98.95%
	Write-In	3	1.05%	0	0.00%	3	1.05%
	Cast Votes:	286	85.37%	0	0.00%	286	85.37%
	Over Votes:	0	0.00%	0	0.00%	0	0.00%
	Under Votes:	49	14.63%	0	0.00%	49	14.63%
Mt. Adams School District No. 209 Director, District 5, Vote For 1							
	Linda L. King	254	95.85%	0	0.00%	254	95.85%
	Write-In	11	4.15%	0	0.00%	11	4.15%
	Cast Votes:	265	79.10%	0	0.00%	265	79.10%
	Over Votes:	1	0.30%	0	0.00%	1	0.30%
	Under Votes:	69	20.60%	0	0.00%	69	20.60%

# Cumulative Report — Official

## General Election — Yakima County, Washington — November 07, 2017

Page 20 of 24

11/28/2017 08:20 AM

Total Number of Voters : 32,207 of 114,669 = 28.09%

Precincts Reporting 0 of 183 = 0.00%

Party	Candidate	Total Ballots Cast		NA		Total	
Fire Protection District No. 1 Commissioner, Position 1, Vote For 1							
	Sam Glanzer	509	97.51%	0	0.00%	509	97.51%
	Write-In	13	2.49%	0	0.00%	13	2.49%
	Cast Votes:	522	82.46%	0	0.00%	522	82.46%
	Over Votes:	0	0.00%	0	0.00%	0	0.00%
	Under Votes:	111	17.54%	0	0.00%	111	17.54%
Fire Protection District No. 2 Commissioner, Position 1, Vote For 1							
	Brad Helms	1,895	99.63%	0	0.00%	1,895	99.63%
	Write-In	7	0.37%	0	0.00%	7	0.37%
	Cast Votes:	1,902	79.98%	0	0.00%	1,902	79.98%
	Over Votes:	1	0.04%	0	0.00%	1	0.04%
	Under Votes:	475	19.97%	0	0.00%	475	19.97%
Fire Protection District No. 4 Commissioner, Position 1, Vote For 1							
	Dan McNulty	1,173	46.86%	0	0.00%	1,173	46.86%
	Ben St. Mary	1,316	52.58%	0	0.00%	1,316	52.58%
	Write-In	14	0.56%	0	0.00%	14	0.56%
	Cast Votes:	2,503	81.11%	0	0.00%	2,503	81.11%
	Over Votes:	0	0.00%	0	0.00%	0	0.00%
	Under Votes:	583	18.89%	0	0.00%	583	18.89%
Fire Protection District No. 4 Commissioner, Position 3, Vote For 1							
	David Ramynke	2,260	98.56%	0	0.00%	2,260	98.56%
	Write-In	33	1.44%	0	0.00%	33	1.44%
	Cast Votes:	2,293	74.30%	0	0.00%	2,293	74.30%
	Over Votes:	1	0.03%	0	0.00%	1	0.03%
	Under Votes:	792	25.66%	0	0.00%	792	25.66%
Fire Protection District No. 5 Commissioner, Position 1, Vote For 1							
	Ernest W. Gasseling	3,034	99.25%	0	0.00%	3,034	99.25%
	Write-In	23	0.75%	0	0.00%	23	0.75%
	Cast Votes:	3,057	80.66%	0	0.00%	3,057	80.66%
	Over Votes:	0	0.00%	0	0.00%	0	0.00%
	Under Votes:	733	19.34%	0	0.00%	733	19.34%

# Cumulative Report — Official

## General Election — Yakima County, Washington — November 07, 2017

Page 21 of 24

11/28/2017 08:20 AM

Total Number of Voters : 32,207 of 114,669 = 28.09%

Precincts Reporting 0 of 183 = 0.00%

Party	Candidate	Total Ballots Cast		NA		Total	
Fire Protection District No. 6 Commissioner, Position 1, Vote For 1							
	Tom Robbert	626	99.52%	0	0.00%	626	99.52%
	Write-In	3	0.48%	0	0.00%	3	0.48%
	Cast Votes:	629	73.57%	0	0.00%	629	73.57%
	Over Votes:	0	0.00%	0	0.00%	0	0.00%
	Under Votes:	226	26.43%	0	0.00%	226	26.43%
Fire Protection District No. 7 Commissioner, Position 1, Vote For 1							
	Gordon A. King	35	100.00%	0	0.00%	35	100.00%
	Write-In	0	0.00%	0	0.00%	0	0.00%
	Cast Votes:	35	92.11%	0	0.00%	35	92.11%
	Over Votes:	0	0.00%	0	0.00%	0	0.00%
	Under Votes:	3	7.89%	0	0.00%	3	7.89%
Fire Protection District No. 9 Commissioner, Position 1, Vote For 1							
	Ted Vander Houwen	230	99.57%	0	0.00%	230	99.57%
	Write-In	1	0.43%	0	0.00%	1	0.43%
	Cast Votes:	231	84.93%	0	0.00%	231	84.93%
	Over Votes:	0	0.00%	0	0.00%	0	0.00%
	Under Votes:	41	15.07%	0	0.00%	41	15.07%
Fire Protection District No. 9 Commissioner, Position 3, Vote For 1							
	Tom Berndt	208	98.58%	0	0.00%	208	98.58%
	Write-In	3	1.42%	0	0.00%	3	1.42%
	Cast Votes:	211	77.57%	0	0.00%	211	77.57%
	Over Votes:	0	0.00%	0	0.00%	0	0.00%
	Under Votes:	61	22.43%	0	0.00%	61	22.43%
Fire Protection District No. 11 Commissioner, Position 1, Vote For 1							
	Thomas Sevigny	72	100.00%	0	0.00%	72	100.00%
	Write-In	0	0.00%	0	0.00%	0	0.00%
	Cast Votes:	72	77.42%	0	0.00%	72	77.42%
	Over Votes:	0	0.00%	0	0.00%	0	0.00%
	Under Votes:	21	22.58%	0	0.00%	21	22.58%

# Cumulative Report — Official

## General Election — Yakima County, Washington — November 07, 2017

Page 22 of 24

11/28/2017 08:20 AM

Total Number of Voters : 32,207 of 114,669 = 28.09%

Precincts Reporting 0 of 183 = 0.00%

Party	Candidate	Total Ballots Cast		NA		Total	
Fire Protection District No. 11 Commissioner, Position 3, Vote For 1							
	Ken McAllister	72	98.63%	0	0.00%	72	98.63%
	Write-In	1	1.37%	0	0.00%	1	1.37%
	Cast Votes:	73	78.49%	0	0.00%	73	78.49%
	Over Votes:	0	0.00%	0	0.00%	0	0.00%
	Under Votes:	20	21.51%	0	0.00%	20	21.51%
Fire Protection District No. 12 Commissioner, Position 1, Vote For 1							
	Jim Borst	1,706	97.65%	0	0.00%	1,706	97.65%
	Write-In	41	2.35%	0	0.00%	41	2.35%
	Cast Votes:	1,747	70.47%	0	0.00%	1,747	70.47%
	Over Votes:	2	0.08%	0	0.00%	2	0.08%
	Under Votes:	730	29.45%	0	0.00%	730	29.45%
Fire Protection District No. 14 Commissioner, Position 1, Vote For 1							
	Steve Nevens	195	88.24%	0	0.00%	195	88.24%
	Write-In	26	11.76%	0	0.00%	26	11.76%
	Cast Votes:	221	78.93%	0	0.00%	221	78.93%
	Over Votes:	0	0.00%	0	0.00%	0	0.00%
	Under Votes:	59	21.07%	0	0.00%	59	21.07%
Port of Grandview Commissioner, District 1, Vote For 1							
	Richard Shenyer	970	98.98%	0	0.00%	970	98.98%
	Write-In	10	1.02%	0	0.00%	10	1.02%
	Cast Votes:	980	77.96%	0	0.00%	980	77.96%
	Over Votes:	0	0.00%	0	0.00%	0	0.00%
	Under Votes:	277	22.04%	0	0.00%	277	22.04%
Port of Sunnyside Commissioner, District 2, Vote For 1							
	Jeffrey E. Matson	667	34.58%	0	0.00%	667	34.58%
	Tyler Schilperoort	1,259	65.27%	0	0.00%	1,259	65.27%
	Write-In	3	0.16%	0	0.00%	3	0.16%
	Cast Votes:	1,929	94.42%	0	0.00%	1,929	94.42%
	Over Votes:	2	0.10%	0	0.00%	2	0.10%
	Under Votes:	112	5.48%	0	0.00%	112	5.48%



# Cumulative Report — Official

## General Election — Yakima County, Washington — November 07, 2017

Page 23 of 24

11/28/2017 08:20 AM

Total Number of Voters : 32,207 of 114,669 = 28.09%

Precincts Reporting 0 of 183 = 0.00%

Party	Candidate	Total Ballots Cast		NA		Total	
Cowiche Sewer District Commissioner, Position 1, Vote For 1							
	Nicole Hart	11	100.00%	0	0.00%	11	100.00%
	Write-In	0	0.00%	0	0.00%	0	0.00%
	Cast Votes:	11	68.75%	0	0.00%	11	68.75%
	Over Votes:	0	0.00%	0	0.00%	0	0.00%
	Under Votes:	5	31.25%	0	0.00%	5	31.25%
Cowiche Sewer District Commissioner, Position 3, Vote For 1							
	Rosa Barragan	12	100.00%	0	0.00%	12	100.00%
	Write-In	0	0.00%	0	0.00%	0	0.00%
	Cast Votes:	12	75.00%	0	0.00%	12	75.00%
	Over Votes:	0	0.00%	0	0.00%	0	0.00%
	Under Votes:	4	25.00%	0	0.00%	4	25.00%
Terrace Heights Sewer District Commissioner, Position 1, Vote For 1							
	Frank M. Sliger	993	97.45%	0	0.00%	993	97.45%
	Write-In	26	2.55%	0	0.00%	26	2.55%
	Cast Votes:	1,019	72.63%	0	0.00%	1,019	72.63%
	Over Votes:	0	0.00%	0	0.00%	0	0.00%
	Under Votes:	384	27.37%	0	0.00%	384	27.37%
Terrace Heights Sewer District Commissioner, Position 2, Vote For 1							
	Harold Sliger	993	97.45%	0	0.00%	993	97.45%
	Write-In	26	2.55%	0	0.00%	26	2.55%
	Cast Votes:	1,019	72.63%	0	0.00%	1,019	72.63%
	Over Votes:	0	0.00%	0	0.00%	0	0.00%
	Under Votes:	384	27.37%	0	0.00%	384	27.37%
Naches Park & Recreation District Commissioner, District 2, Vote For 1							
	Tammy K. Archer	295	99.66%	0	0.00%	295	99.66%
	Write-In	1	0.34%	0	0.00%	1	0.34%
	Cast Votes:	296	73.82%	0	0.00%	296	73.82%
	Over Votes:	0	0.00%	0	0.00%	0	0.00%
	Under Votes:	105	26.18%	0	0.00%	105	26.18%

# Cumulative Report — Official

## General Election — Yakima County, Washington — November 07, 2017

Page 24 of 24

11/28/2017 08:20 AM

Total Number of Voters : 32,207 of 114,669 = 28.09%

Precincts Reporting 0 of 183 = 0.00%

Party	Candidate	Total Ballots Cast		NA		Total	
Naches Park & Recreation District Commissioner, District 5, Vote For 1							
	Paul Stanton	295	99.33%	0	0.00%	295	99.33%
	Write-In	2	0.67%	0	0.00%	2	0.67%
	Cast Votes:	297	74.06%	0	0.00%	297	74.06%
	Over Votes:	0	0.00%	0	0.00%	0	0.00%
	Under Votes:	104	25.94%	0	0.00%	104	25.94%
Fire Protection District No. 6 Proposition No. 1, Vote For 1							
	Approved	595	71.09%	0	0.00%	595	71.09%
	Rejected	242	28.91%	0	0.00%	242	28.91%
	Cast Votes:	837	97.89%	0	0.00%	837	97.89%
	Over Votes:	0	0.00%	0	0.00%	0	0.00%
	Under Votes:	18	2.11%	0	0.00%	18	2.11%

# Canvass Report — Total Voters — Official

## General Election — Yakima County, Washington — November 07, 2017

Page 1 of 143

11/28/2017 08:28 AM

Total Number of Voters: 32,207 of 114,669 = 28.09%

Precincts Reporting 0 of 183 = 0.00%

### Advisory Vote No. 16 Engrossed Substitute House Bill 1597

Precinct	Blank Ballots Cast	Over Votes	Under Votes	Total Ballots Cast	Registered Voters	Percent Turnout	Repealed	Maintained	Totals
0001	0	0	0	0	2	0.00%	0	0	0
0101	0	0	5	114	395	28.86%	68	41	109
0102	0	0	0	42	296	14.19%	25	17	42
0103	0	0	1	93	547	17.00%	55	37	92
0104	0	0	1	27	263	10.27%	17	9	26
0105	0	0	5	64	496	12.90%	43	16	59
0110	0	0	11	233	847	27.51%	117	105	222
0111	1	0	5	231	873	26.46%	163	63	226
0112	0	0	0	37	396	9.34%	28	9	37
0113	1	0	2	124	1,091	11.37%	81	41	122
0116	0	0	10	156	531	29.38%	94	52	146
0118	0	0	2	109	350	31.14%	66	41	107
0120	0	0	22	170	892	19.06%	105	43	148
0123	0	0	11	65	303	21.45%	41	13	54
0124	0	0	8	87	509	17.09%	59	20	79
0126	0	0	17	165	809	20.40%	104	44	148
0127	0	0	7	205	1,007	20.36%	146	52	198
0129	0	0	5	145	612	23.69%	79	61	140
0130	0	0	16	330	1,157	28.52%	199	115	314
0131	1	0	9	264	912	28.95%	130	125	255
0132	1	0	7	175	901	19.42%	105	63	168
0133	1	0	6	270	1,141	23.66%	186	78	264
0134	1	0	21	403	1,165	34.59%	241	141	382
0135	0	0	28	290	573	50.61%	130	132	262
0138	1	0	23	396	1,086	36.46%	232	141	373
0139	0	0	13	334	968	34.50%	200	121	321
0140	0	1	5	194	1,156	16.78%	141	47	188
0142	0	0	6	175	497	35.21%	134	35	169
0143	0	0	10	133	367	36.24%	85	38	123
0144	0	0	0	2	6	33.33%	2	0	2
0145	0	0	30	196	782	25.06%	122	44	166
0150	0	0	1	119	755	15.76%	77	41	118

# Canvass Report — Total Voters — Official

## General Election — Yakima County, Washington — November 07, 2017

Page 2 of 143

11/28/2017 08:28 AM

Total Number of Voters: 32,207 of 114,669 = 28.09%

Precincts Reporting 0 of 183 = 0.00%

### Advisory Vote No. 16 Engrossed Substitute House Bill 1597

Precinct	Blank Ballots Cast	Over Votes	Under Votes	Total Ballots Cast	Registered Voters	Percent Turnout	Repealed	Maintained	Totals
0153	0	0	4	211	867	24.34%	140	67	207
0154	0	0	14	253	1,238	20.44%	164	75	239
0155	0	0	5	262	869	30.15%	191	66	257
0156	0	1	4	147	660	22.27%	114	28	142
0158	0	0	3	92	434	21.20%	62	27	89
0162	0	0	3	80	276	28.99%	57	20	77
0163	0	0	22	384	793	48.42%	259	103	362
0167	0	0	22	381	899	42.38%	224	135	359
0168	0	0	16	332	728	45.60%	190	126	316
0169	0	0	15	390	1,092	35.71%	236	139	375
0170	0	0	2	117	466	25.11%	76	39	115
0171	0	0	13	157	323	48.61%	81	63	144
0173	0	0	3	197	718	27.44%	119	75	194
0175	0	0	4	131	428	30.61%	84	43	127
0177	0	0	17	375	1,035	36.23%	231	127	358
0179	0	0	23	344	912	37.72%	222	99	321
0180	1	0	5	245	934	26.23%	151	89	240
0181	0	0	8	336	976	34.43%	249	79	328
0182	0	0	17	484	1,245	38.88%	309	158	467
0183	1	0	10	309	695	44.46%	174	125	299
0185	0	0	15	341	859	39.70%	227	99	326
0186	0	0	7	187	568	32.92%	136	44	180
0187	0	0	11	327	813	40.22%	217	99	316
0188	0	0	8	228	699	32.62%	158	62	220
0189	0	0	15	251	730	34.38%	161	75	236
0190	0	0	8	183	518	35.33%	127	48	175
0191	0	0	0	0	2	0.00%	0	0	0
0192	0	0	0	140	698	20.06%	111	29	140
0193	0	0	3	160	400	40.00%	109	48	157
0301	0	0	0	48	308	15.58%	34	14	48
0302	0	0	2	137	880	15.57%	91	44	135
0303	1	0	8	167	967	17.27%	118	41	159

# Canvass Report — Total Voters — Official

## General Election — Yakima County, Washington — November 07, 2017

Page 3 of 143

11/28/2017 08:28 AM

Total Number of Voters: 32,207 of 114,669 = 28.09%

Precincts Reporting 0 of 183 = 0.00%

### Advisory Vote No. 16 Engrossed Substitute House Bill 1597

Precinct	Blank Ballots Cast	Over Votes	Under Votes	Total Ballots Cast	Registered Voters	Percent Turnout	Repealed	Maintained	Totals
0304	0	0	2	71	243	29.22%	44	25	69
0305	0	0	0	8	30	26.67%	7	1	8
0306	0	0	10	233	935	24.92%	174	49	223
0307	0	0	1	16	76	21.05%	14	1	15
0308	0	0	0	0	5	0.00%	0	0	0
0501	0	0	4	153	1,012	15.12%	97	52	149
0701	0	0	1	58	278	20.86%	41	16	57
0901	0	0	9	161	611	26.35%	112	40	152
1101	0	0	8	185	983	18.82%	136	41	177
1103	0	0	7	225	826	27.24%	160	58	218
1301	0	0	8	145	485	29.90%	97	40	137
1501	0	0	8	159	862	18.45%	116	35	151
1502	0	0	9	283	1,097	25.80%	204	70	274
1503	0	0	10	273	861	31.71%	190	73	263
1504	0	0	9	273	1,061	25.73%	208	56	264
1701	0	0	6	162	990	16.36%	118	38	156
1702	0	0	3	31	46	67.39%	20	8	28
1703	0	1	11	174	789	22.05%	106	56	162
1704	0	0	0	0	0	0.00%	0	0	0
1705	1	0	12	281	782	35.93%	173	96	269
1706	0	0	4	190	1,248	15.22%	138	48	186
1708	0	1	4	153	959	15.95%	109	39	148
1901	0	0	2	108	434	24.88%	80	26	106
2101	0	0	11	166	1,002	16.57%	98	57	155
2102	0	0	6	186	763	24.38%	122	58	180
2103	0	0	5	193	1,076	17.94%	134	54	188
2301	0	0	6	213	820	25.98%	148	59	207
2303	0	0	7	158	697	22.67%	112	39	151
2306	0	0	8	229	1,077	21.26%	173	48	221
2501	0	0	99	350	945	37.04%	155	96	251
2502	0	0	57	204	566	36.04%	101	46	147
2701	0	0	16	169	467	36.19%	117	36	153

# Canvass Report — Total Voters — Official

## General Election — Yakima County, Washington — November 07, 2017

Page 4 of 143

11/28/2017 08:28 AM

Total Number of Voters: 32,207 of 114,669 = 28.09%

Precincts Reporting 0 of 183 = 0.00%

### Advisory Vote No. 16 Engrossed Substitute House Bill 1597

Precinct	Blank Ballots Cast	Over Votes	Under Votes	Total Ballots Cast	Registered Voters	Percent Turnout	Repealed	Maintained	Totals
2702	0	0	24	398	1,004	39.64%	289	85	374
3002	0	0	1	56	250	22.40%	48	7	55
3004	0	0	0	13	31	41.94%	10	3	13
3100	0	0	7	250	865	28.90%	190	53	243
3101	0	0	1	122	407	29.98%	99	22	121
3102	0	0	4	191	915	20.87%	145	42	187
3103	0	0	6	149	701	21.26%	105	38	143
3104	0	0	7	262	889	29.47%	174	81	255
3105	0	0	0	21	104	20.19%	15	6	21
3106	0	0	9	225	722	31.16%	152	64	216
3203	0	0	8	283	852	33.22%	195	80	275
3204	0	0	2	47	90	52.22%	39	6	45
3205	0	0	15	348	1,134	30.69%	271	62	333
3206	0	0	9	329	853	38.57%	215	105	320
3208	1	0	1	34	145	23.45%	27	6	33
3301	0	0	4	173	574	30.14%	142	27	169
3303	1	0	5	101	429	23.54%	74	22	96
3304	0	0	7	261	814	32.06%	217	37	254
3305	0	0	5	214	711	30.10%	164	45	209
3306	0	0	1	115	445	25.84%	97	17	114
3308	0	0	8	243	799	30.41%	195	40	235
3309	0	0	7	156	736	21.20%	106	43	149
3310	0	0	5	193	1,066	18.11%	131	57	188
3311	0	0	10	397	1,053	37.70%	290	97	387
3313	0	0	1	89	232	38.36%	63	25	88
3401	0	0	0	63	559	11.27%	26	37	63
3504	0	0	0	11	23	47.83%	7	4	11
3601	0	0	0	35	57	61.40%	19	16	35
3602	1	0	8	388	1,185	32.74%	288	92	380
3605	0	0	10	264	814	32.43%	205	49	254
3701	0	0	5	167	759	22.00%	138	24	162
3900	0	0	6	269	854	31.50%	203	60	263

# Canvass Report — Total Voters — Official

## General Election — Yakima County, Washington — November 07, 2017

Page 5 of 143

11/28/2017 08:28 AM

Total Number of Voters: 32,207 of 114,669 = 28.09%

Precincts Reporting 0 of 183 = 0.00%

### Advisory Vote No. 16 Engrossed Substitute House Bill 1597

Precinct	Blank Ballots Cast	Over Votes	Under Votes	Total Ballots Cast	Registered Voters	Percent Turnout	Repealed	Maintained	Totals
3901	0	0	0	112	424	26.42%	100	12	112
3902	0	0	2	91	373	24.40%	65	24	89
3903	1	0	11	349	1,152	30.30%	273	65	338
3904	0	0	0	75	255	29.41%	53	22	75
3905	0	0	2	83	254	32.68%	66	15	81
4001	0	0	1	63	495	12.73%	48	14	62
4002	0	0	2	79	317	24.92%	53	24	77
4003	0	0	17	357	1,188	30.05%	269	71	340
4005	0	0	6	163	460	35.43%	121	36	157
4101	0	0	2	102	300	34.00%	61	39	100
4102	0	0	6	265	679	39.03%	197	62	259
4104	0	0	5	176	646	27.24%	122	49	171
4105	0	0	1	124	404	30.69%	101	22	123
4106	0	0	8	213	673	31.65%	167	38	205
4108	0	0	6	197	531	37.10%	142	49	191
4109	0	0	12	332	1,139	29.15%	261	59	320
4111	0	0	4	294	864	34.03%	222	68	290
4112	0	0	14	389	1,168	33.30%	309	66	375
4114	0	0	4	280	816	34.31%	227	49	276
4115	0	0	9	136	411	33.09%	97	30	127
4303	0	0	3	90	281	32.03%	66	21	87
4401	0	0	7	153	438	34.93%	121	25	146
4402	0	0	4	166	552	30.07%	123	39	162
4501	0	0	1	44	290	15.17%	33	10	43
4503	0	0	2	30	74	40.54%	22	6	28
4504	0	0	4	216	579	37.31%	158	54	212
4601	0	0	3	125	311	40.19%	69	53	122
4602	0	1	0	116	436	26.61%	81	34	115
4603	0	0	9	252	868	29.03%	180	63	243
4604	0	0	2	130	358	36.31%	100	28	128
4605	0	0	0	2	6	33.33%	2	0	2
4606	0	0	9	315	1,040	30.29%	225	81	306

# Canvass Report — Total Voters — Official

## General Election — Yakima County, Washington — November 07, 2017

Page 6 of 143

11/28/2017 08:28 AM

Total Number of Voters: 32,207 of 114,669 = 28.09%

Precincts Reporting 0 of 183 = 0.00%

### Advisory Vote No. 16 Engrossed Substitute House Bill 1597

Precinct	Blank Ballots Cast	Over Votes	Under Votes	Total Ballots Cast	Registered Voters	Percent Turnout	Repealed	Maintained	Totals
4608	0	0	0	34	98	34.69%	28	6	34
4609	0	0	4	111	330	33.64%	86	21	107
4615	0	0	10	176	708	24.86%	125	41	166
4616	0	0	5	107	315	33.97%	78	24	102
4618	0	0	3	166	586	28.33%	121	42	163
4623	0	0	1	32	113	28.32%	27	4	31
4624	0	0	7	93	332	28.01%	69	17	86
4625	0	0	1	4	10	40.00%	1	2	3
4626	0	0	0	7	46	15.22%	5	2	7
4627	0	0	2	95	253	37.55%	62	31	93
4628	0	0	8	85	345	24.64%	62	15	77
4801	0	0	5	364	1,183	30.77%	301	58	359
4802	0	0	15	407	1,256	32.40%	274	118	392
5001	0	0	2	60	270	22.22%	35	23	58
5003	0	0	7	226	805	28.07%	172	47	219
5010	0	0	4	84	198	42.42%	57	23	80
5012	0	0	4	154	1,093	14.09%	117	33	150
5014	0	0	7	243	803	30.26%	197	39	236
5016	0	0	3	119	472	25.21%	92	24	116
5020	0	0	5	161	458	35.15%	109	47	156
5101	0	0	8	139	395	35.19%	83	48	131
5202	0	0	0	0	5	0.00%	0	0	0
Provisional	0	0	0	0	0	0.00%	0	0	0
<b>Totals:</b>	<b>15</b>	<b>5</b>	<b>1,350</b>	<b>32,207</b>	<b>114,669</b>		<b>22,175</b>	<b>8,677</b>	<b>30,852</b>



# Canvass Report — Total Voters — Official

## General Election — Yakima County, Washington — November 07, 2017

Page 7 of 143

11/28/2017 08:28 AM

Total Number of Voters: 32,207 of 114,669 = 28.09%

Precincts Reporting 0 of 183 = 0.00%

### Advisory Vote No. 17 Engrossed House Bill 2163

Precinct	Blank Ballots Cast	Over Votes	Under Votes	Total Ballots Cast	Registered Voters	Percent Turnout	Repealed	Maintained	Totals
0001	0	0	0	0	2	0.00%	0	0	0
0101	0	0	8	114	395	28.86%	73	33	106
0102	0	0	1	42	296	14.19%	23	18	41
0103	0	0	5	93	547	17.00%	60	28	88
0104	0	0	2	27	263	10.27%	18	7	25
0105	0	0	4	64	496	12.90%	52	8	60
0110	0	0	13	233	847	27.51%	134	86	220
0111	1	0	7	231	873	26.46%	179	45	224
0112	0	0	0	37	396	9.34%	30	7	37
0113	1	0	1	124	1,091	11.37%	90	33	123
0116	0	0	12	156	531	29.38%	111	33	144
0118	0	0	1	109	350	31.14%	75	33	108
0120	0	0	23	170	892	19.06%	104	43	147
0123	0	0	13	65	303	21.45%	41	11	52
0124	0	0	9	87	509	17.09%	51	27	78
0126	0	0	19	165	809	20.40%	90	56	146
0127	0	0	8	205	1,007	20.36%	148	49	197
0129	0	0	8	145	612	23.69%	86	51	137
0130	0	0	15	330	1,157	28.52%	218	97	315
0131	1	0	13	264	912	28.95%	147	104	251
0132	1	0	10	175	901	19.42%	115	50	165
0133	1	0	5	270	1,141	23.66%	213	52	265
0134	1	0	27	403	1,165	34.59%	268	108	376
0135	0	0	28	290	573	50.61%	147	115	262
0138	1	0	23	396	1,086	36.46%	269	104	373
0139	0	0	17	334	968	34.50%	228	89	317
0140	0	0	7	194	1,156	16.78%	154	33	187
0142	0	0	8	175	497	35.21%	141	26	167
0143	0	0	14	133	367	36.24%	98	21	119
0144	0	0	0	2	6	33.33%	2	0	2
0145	0	0	29	196	782	25.06%	127	40	167
0150	0	0	1	119	755	15.76%	89	29	118

# Canvass Report — Total Voters — Official

## General Election — Yakima County, Washington — November 07, 2017

Page 8 of 143

11/28/2017 08:28 AM

Total Number of Voters: 32,207 of 114,669 = 28.09%

Precincts Reporting 0 of 183 = 0.00%

### Advisory Vote No. 17 Engrossed House Bill 2163

Precinct	Blank Ballots Cast	Over Votes	Under Votes	Total Ballots Cast	Registered Voters	Percent Turnout	Repealed	Maintained	Totals
0153	0	0	7	211	867	24.34%	151	53	204
0154	0	0	12	253	1,238	20.44%	184	57	241
0155	0	0	6	262	869	30.15%	202	54	256
0156	0	0	5	147	660	22.27%	110	32	142
0158	0	0	5	92	434	21.20%	68	19	87
0162	0	0	4	80	276	28.99%	55	21	76
0163	0	0	21	384	793	48.42%	275	88	363
0167	0	0	23	381	899	42.38%	257	101	358
0168	0	0	18	332	728	45.60%	213	101	314
0169	0	0	19	390	1,092	35.71%	260	111	371
0170	0	0	3	117	466	25.11%	81	33	114
0171	0	0	15	157	323	48.61%	89	53	142
0173	0	0	5	197	718	27.44%	134	58	192
0175	0	0	4	131	428	30.61%	93	34	127
0177	0	0	17	375	1,035	36.23%	262	96	358
0179	0	0	25	344	912	37.72%	241	78	319
0180	1	0	5	245	934	26.23%	169	71	240
0181	0	0	9	336	976	34.43%	269	58	327
0182	0	0	20	484	1,245	38.88%	346	118	464
0183	1	0	13	309	695	44.46%	198	98	296
0185	0	0	19	341	859	39.70%	256	66	322
0186	0	0	8	187	568	32.92%	140	39	179
0187	0	0	14	327	813	40.22%	239	74	313
0188	0	0	9	228	699	32.62%	162	57	219
0189	0	0	16	251	730	34.38%	180	55	235
0190	0	0	6	183	518	35.33%	147	30	177
0191	0	0	0	0	2	0.00%	0	0	0
0192	0	0	0	140	698	20.06%	119	21	140
0193	0	0	5	160	400	40.00%	111	44	155
0301	0	0	1	48	308	15.58%	35	12	47
0302	0	0	3	137	880	15.57%	103	31	134
0303	1	0	10	167	967	17.27%	129	28	157

# Canvass Report — Total Voters — Official

## General Election — Yakima County, Washington — November 07, 2017

Page 9 of 143

11/28/2017 08:28 AM

Total Number of Voters: 32,207 of 114,669 = 28.09%

Precincts Reporting 0 of 183 = 0.00%

### Advisory Vote No. 17 Engrossed House Bill 2163

Precinct	Blank Ballots Cast	Over Votes	Under Votes	Total Ballots Cast	Registered Voters	Percent Turnout	Repealed	Maintained	Totals
0304	0	0	0	71	243	29.22%	54	17	71
0305	0	0	0	8	30	26.67%	6	2	8
0306	0	0	15	233	935	24.92%	174	44	218
0307	0	0	2	16	76	21.05%	11	3	14
0308	0	0	0	0	5	0.00%	0	0	0
0501	0	0	1	153	1,012	15.12%	104	48	152
0701	0	0	1	58	278	20.86%	47	10	57
0901	0	0	11	161	611	26.35%	119	31	150
1101	0	0	9	185	983	18.82%	136	40	176
1103	0	0	9	225	826	27.24%	177	39	216
1301	0	0	8	145	485	29.90%	107	30	137
1501	0	0	8	159	862	18.45%	119	32	151
1502	0	0	11	283	1,097	25.80%	209	63	272
1503	0	0	10	273	861	31.71%	213	50	263
1504	0	0	10	273	1,061	25.73%	224	39	263
1701	0	0	6	162	990	16.36%	121	35	156
1702	0	0	2	31	46	67.39%	20	9	29
1703	0	0	10	174	789	22.05%	123	41	164
1704	0	0	0	0	0	0.00%	0	0	0
1705	1	0	13	281	782	35.93%	200	68	268
1706	0	0	6	190	1,248	15.22%	142	42	184
1708	0	1	5	153	959	15.95%	114	33	147
1901	0	0	2	108	434	24.88%	87	19	106
2101	0	0	11	166	1,002	16.57%	104	51	155
2102	0	0	6	186	763	24.38%	138	42	180
2103	0	0	9	193	1,076	17.94%	141	43	184
2301	0	0	6	213	820	25.98%	144	63	207
2303	0	0	7	158	697	22.67%	114	37	151
2306	0	0	8	229	1,077	21.26%	175	46	221
2501	0	0	101	350	945	37.04%	181	68	249
2502	0	0	63	204	566	36.04%	109	32	141
2701	0	0	19	169	467	36.19%	124	26	150

# Canvass Report — Total Voters — Official

## General Election — Yakima County, Washington — November 07, 2017

Page 10 of 143

11/28/2017 08:28 AM

Total Number of Voters: 32,207 of 114,669 = 28.09%

Precincts Reporting 0 of 183 = 0.00%

### Advisory Vote No. 17 Engrossed House Bill 2163

Precinct	Blank Ballots Cast	Over Votes	Under Votes	Total Ballots Cast	Registered Voters	Percent Turnout	Repealed	Maintained	Totals
2702	0	0	28	398	1,004	39.64%	298	72	370
3002	0	0	1	56	250	22.40%	49	6	55
3004	0	0	0	13	31	41.94%	11	2	13
3100	0	0	9	250	865	28.90%	209	32	241
3101	0	0	2	122	407	29.98%	102	18	120
3102	0	0	7	191	915	20.87%	149	35	184
3103	0	0	7	149	701	21.26%	113	29	142
3104	0	0	6	262	889	29.47%	195	61	256
3105	0	0	0	21	104	20.19%	18	3	21
3106	0	0	13	225	722	31.16%	161	51	212
3203	0	0	10	283	852	33.22%	216	57	273
3204	0	0	1	47	90	52.22%	43	3	46
3205	0	0	15	348	1,134	30.69%	270	63	333
3206	0	0	13	329	853	38.57%	252	64	316
3208	1	0	2	34	145	23.45%	25	7	32
3301	0	0	5	173	574	30.14%	154	14	168
3303	1	0	2	101	429	23.54%	78	21	99
3304	0	0	7	261	814	32.06%	226	28	254
3305	0	0	8	214	711	30.10%	180	26	206
3306	0	0	3	115	445	25.84%	101	11	112
3308	0	0	9	243	799	30.41%	196	38	234
3309	0	0	9	156	736	21.20%	111	36	147
3310	0	0	7	193	1,066	18.11%	146	40	186
3311	0	0	11	397	1,053	37.70%	310	76	386
3313	0	0	0	89	232	38.36%	78	11	89
3401	0	0	0	63	559	11.27%	38	25	63
3504	0	0	0	11	23	47.83%	7	4	11
3601	0	0	1	35	57	61.40%	26	8	34
3602	1	0	14	388	1,185	32.74%	296	78	374
3605	0	0	7	264	814	32.43%	228	29	257
3701	0	0	5	167	759	22.00%	146	16	162
3900	0	0	7	269	854	31.50%	212	50	262

# Canvass Report — Total Voters — Official

## General Election — Yakima County, Washington — November 07, 2017

Page 11 of 143

11/28/2017 08:28 AM

Total Number of Voters: 32,207 of 114,669 = 28.09%

Precincts Reporting 0 of 183 = 0.00%

### Advisory Vote No. 17 Engrossed House Bill 2163

Precinct	Blank Ballots Cast	Over Votes	Under Votes	Total Ballots Cast	Registered Voters	Percent Turnout	Repealed	Maintained	Totals
3901	0	0	0	112	424	26.42%	104	8	112
3902	0	0	1	91	373	24.40%	75	15	90
3903	1	0	11	349	1,152	30.30%	281	57	338
3904	0	0	2	75	255	29.41%	57	16	73
3905	0	0	4	83	254	32.68%	67	12	79
4001	0	0	1	63	495	12.73%	49	13	62
4002	0	0	2	79	317	24.92%	59	18	77
4003	0	0	18	357	1,188	30.05%	293	46	339
4005	0	0	8	163	460	35.43%	129	26	155
4101	0	0	4	102	300	34.00%	72	26	98
4102	0	0	8	265	679	39.03%	212	45	257
4104	0	0	7	176	646	27.24%	139	30	169
4105	0	0	1	124	404	30.69%	105	18	123
4106	0	0	8	213	673	31.65%	177	28	205
4108	0	0	8	197	531	37.10%	142	47	189
4109	0	0	13	332	1,139	29.15%	272	47	319
4111	0	0	9	294	864	34.03%	238	47	285
4112	0	0	13	389	1,168	33.30%	316	60	376
4114	0	0	8	280	816	34.31%	234	38	272
4115	0	0	7	136	411	33.09%	110	19	129
4303	0	0	5	90	281	32.03%	71	14	85
4401	0	0	8	153	438	34.93%	125	20	145
4402	0	0	4	166	552	30.07%	132	30	162
4501	0	0	1	44	290	15.17%	33	10	43
4503	0	0	2	30	74	40.54%	22	6	28
4504	0	0	10	216	579	37.31%	182	24	206
4601	0	0	3	125	311	40.19%	82	40	122
4602	0	1	3	116	436	26.61%	81	31	112
4603	0	0	8	252	868	29.03%	205	39	244
4604	0	0	4	130	358	36.31%	104	22	126
4605	0	0	0	2	6	33.33%	2	0	2
4606	0	0	8	315	1,040	30.29%	241	66	307

# Canvass Report — Total Voters — Official

## General Election — Yakima County, Washington — November 07, 2017

Page 12 of 143

11/28/2017 08:28 AM

Total Number of Voters: 32,207 of 114,669 = 28.09%

Precincts Reporting 0 of 183 = 0.00%

### Advisory Vote No. 17 Engrossed House Bill 2163

Precinct	Blank Ballots Cast	Over Votes	Under Votes	Total Ballots Cast	Registered Voters	Percent Turnout	Repealed	Maintained	Totals
4608	0	0	0	34	98	34.69%	28	6	34
4609	0	0	5	111	330	33.64%	93	13	106
4615	0	0	9	176	708	24.86%	144	23	167
4616	0	0	4	107	315	33.97%	86	17	103
4618	0	0	6	166	586	28.33%	136	24	160
4623	0	0	1	32	113	28.32%	27	4	31
4624	0	0	7	93	332	28.01%	74	12	86
4625	0	0	1	4	10	40.00%	3	0	3
4626	0	0	0	7	46	15.22%	5	2	7
4627	0	0	3	95	253	37.55%	70	22	92
4628	0	0	5	85	345	24.64%	65	15	80
4801	0	0	6	364	1,183	30.77%	309	49	358
4802	0	0	15	407	1,256	32.40%	295	97	392
5001	0	0	2	60	270	22.22%	36	22	58
5003	0	0	9	226	805	28.07%	190	27	217
5010	0	0	3	84	198	42.42%	60	21	81
5012	0	0	3	154	1,093	14.09%	128	23	151
5014	0	0	11	243	803	30.26%	202	30	232
5016	0	0	4	119	472	25.21%	94	21	115
5020	0	0	10	161	458	35.15%	123	28	151
5101	0	0	5	139	395	35.19%	109	25	134
5202	0	0	0	0	5	0.00%	0	0	0
Provisional	0	0	0	0	0	0.00%	0	0	0
<b>Totals:</b>	<b>15</b>	<b>2</b>	<b>1,534</b>	<b>32,207</b>	<b>114,669</b>		<b>23,928</b>	<b>6,743</b>	<b>30,671</b>

# Canvass Report — Total Voters — Official

## General Election — Yakima County, Washington — November 07, 2017

Page 13 of 143

11/28/2017 08:28 AM

Total Number of Voters: 32,207 of 114,669 = 28.09%

Precincts Reporting 0 of 183 = 0.00%

### Advisory Vote No. 18 Engrossed House Bill 2242

Precinct	Blank Ballots Cast	Over Votes	Under Votes	Total Ballots Cast	Registered Voters	Percent Turnout	Repealed	Maintained	Totals
0001	0	0	0	0	2	0.00%	0	0	0
0101	0	0	5	114	395	28.86%	69	40	109
0102	0	0	0	42	296	14.19%	25	17	42
0103	0	0	1	93	547	17.00%	57	35	92
0104	0	0	1	27	263	10.27%	16	10	26
0105	0	0	1	64	496	12.90%	46	17	63
0110	0	0	16	233	847	27.51%	127	90	217
0111	1	0	6	231	873	26.46%	163	62	225
0112	0	0	0	37	396	9.34%	25	12	37
0113	1	0	2	124	1,091	11.37%	76	46	122
0116	0	0	8	156	531	29.38%	98	50	148
0118	0	0	2	109	350	31.14%	70	37	107
0120	0	0	23	170	892	19.06%	102	45	147
0123	0	0	11	65	303	21.45%	45	9	54
0124	0	0	9	87	509	17.09%	56	22	78
0126	0	0	20	165	809	20.40%	90	55	145
0127	0	0	4	205	1,007	20.36%	154	47	201
0129	0	0	6	145	612	23.69%	84	55	139
0130	0	0	18	330	1,157	28.52%	200	112	312
0131	1	0	7	264	912	28.95%	141	116	257
0132	1	0	8	175	901	19.42%	102	65	167
0133	1	0	5	270	1,141	23.66%	205	60	265
0134	1	0	24	403	1,165	34.59%	243	136	379
0135	0	0	22	290	573	50.61%	133	135	268
0138	1	0	17	396	1,086	36.46%	235	144	379
0139	0	0	10	334	968	34.50%	210	114	324
0140	0	0	6	194	1,156	16.78%	150	38	188
0142	0	0	6	175	497	35.21%	132	37	169
0143	0	0	13	133	367	36.24%	85	35	120
0144	0	0	0	2	6	33.33%	2	0	2
0145	0	0	30	196	782	25.06%	121	45	166
0150	0	0	1	119	755	15.76%	81	37	118

# Canvass Report — Total Voters — Official

## General Election — Yakima County, Washington — November 07, 2017

Page 14 of 143

11/28/2017 08:28 AM

Total Number of Voters: 32,207 of 114,669 = 28.09%

Precincts Reporting 0 of 183 = 0.00%

### Advisory Vote No. 18 Engrossed House Bill 2242

Precinct	Blank Ballots Cast	Over Votes	Under Votes	Total Ballots Cast	Registered Voters	Percent Turnout	Repealed	Maintained	Totals
0153	0	0	5	211	867	24.34%	143	63	206
0154	0	0	14	253	1,238	20.44%	174	65	239
0155	0	0	3	262	869	30.15%	195	64	259
0156	0	0	2	147	660	22.27%	112	33	145
0158	0	0	5	92	434	21.20%	63	24	87
0162	0	0	3	80	276	28.99%	52	25	77
0163	0	0	18	384	793	48.42%	260	106	366
0167	0	0	19	381	899	42.38%	221	141	362
0168	0	0	14	332	728	45.60%	193	125	318
0169	0	0	10	390	1,092	35.71%	249	131	380
0170	0	0	2	117	466	25.11%	82	33	115
0171	0	0	14	157	323	48.61%	84	59	143
0173	0	0	4	197	718	27.44%	121	72	193
0175	0	0	4	131	428	30.61%	99	28	127
0177	0	0	13	375	1,035	36.23%	240	122	362
0179	0	0	24	344	912	37.72%	227	93	320
0180	1	0	4	245	934	26.23%	164	77	241
0181	0	0	9	336	976	34.43%	260	67	327
0182	0	0	20	484	1,245	38.88%	323	141	464
0183	1	0	8	309	695	44.46%	183	118	301
0185	0	0	18	341	859	39.70%	239	84	323
0186	0	0	9	187	568	32.92%	127	51	178
0187	0	0	13	327	813	40.22%	231	83	314
0188	0	0	7	228	699	32.62%	162	59	221
0189	0	0	14	251	730	34.38%	170	67	237
0190	0	0	4	183	518	35.33%	137	42	179
0191	0	0	0	0	2	0.00%	0	0	0
0192	0	0	2	140	698	20.06%	104	34	138
0193	0	0	5	160	400	40.00%	115	40	155
0301	0	0	1	48	308	15.58%	31	16	47
0302	0	0	2	137	880	15.57%	98	37	135
0303	1	0	11	167	967	17.27%	118	38	156



# Canvass Report — Total Voters — Official

## General Election — Yakima County, Washington — November 07, 2017

Page 15 of 143

11/28/2017 08:28 AM

Total Number of Voters: 32,207 of 114,669 = 28.09%

Precincts Reporting 0 of 183 = 0.00%

### Advisory Vote No. 18 Engrossed House Bill 2242

Precinct	Blank Ballots Cast	Over Votes	Under Votes	Total Ballots Cast	Registered Voters	Percent Turnout	Repealed	Maintained	Totals
0304	0	0	2	71	243	29.22%	48	21	69
0305	0	0	0	8	30	26.67%	6	2	8
0306	0	0	7	233	935	24.92%	178	48	226
0307	0	0	1	16	76	21.05%	10	5	15
0308	0	0	0	0	5	0.00%	0	0	0
0501	0	0	2	153	1,012	15.12%	109	42	151
0701	0	0	1	58	278	20.86%	42	15	57
0901	0	0	11	161	611	26.35%	130	20	150
1101	0	0	10	185	983	18.82%	144	31	175
1103	0	0	10	225	826	27.24%	160	55	215
1301	0	0	7	145	485	29.90%	106	32	138
1501	0	0	8	159	862	18.45%	119	32	151
1502	0	0	9	283	1,097	25.80%	197	77	274
1503	0	0	10	273	861	31.71%	203	60	263
1504	0	0	11	273	1,061	25.73%	205	57	262
1701	0	0	5	162	990	16.36%	109	48	157
1702	0	0	2	31	46	67.39%	20	9	29
1703	0	0	9	174	789	22.05%	129	36	165
1704	0	0	0	0	0	0.00%	0	0	0
1705	1	0	11	281	782	35.93%	179	91	270
1706	0	0	4	190	1,248	15.22%	135	51	186
1708	0	1	6	153	959	15.95%	102	44	146
1901	0	0	3	108	434	24.88%	80	25	105
2101	0	0	7	166	1,002	16.57%	108	51	159
2102	0	0	3	186	763	24.38%	122	61	183
2103	0	0	5	193	1,076	17.94%	136	52	188
2301	0	0	6	213	820	25.98%	148	59	207
2303	0	0	5	158	697	22.67%	121	32	153
2306	0	0	6	229	1,077	21.26%	178	45	223
2501	0	0	100	350	945	37.04%	172	78	250
2502	0	0	61	204	566	36.04%	114	29	143
2701	0	0	17	169	467	36.19%	117	35	152

# Canvass Report — Total Voters — Official

## General Election — Yakima County, Washington — November 07, 2017

Page 16 of 143

11/28/2017 08:28 AM

Total Number of Voters: 32,207 of 114,669 = 28.09%

Precincts Reporting 0 of 183 = 0.00%

### Advisory Vote No. 18 Engrossed House Bill 2242

Precinct	Blank Ballots Cast	Over Votes	Under Votes	Total Ballots Cast	Registered Voters	Percent Turnout	Repealed	Maintained	Totals
2702	0	0	23	398	1,004	39.64%	291	84	375
3002	0	0	1	56	250	22.40%	47	8	55
3004	0	0	0	13	31	41.94%	13	0	13
3100	0	0	5	250	865	28.90%	196	49	245
3101	0	0	2	122	407	29.98%	101	19	120
3102	0	0	4	191	915	20.87%	132	55	187
3103	0	0	3	149	701	21.26%	106	40	146
3104	0	0	5	262	889	29.47%	188	69	257
3105	0	0	0	21	104	20.19%	19	2	21
3106	0	0	5	225	722	31.16%	159	61	220
3203	0	0	10	283	852	33.22%	210	63	273
3204	0	0	1	47	90	52.22%	39	7	46
3205	0	0	10	348	1,134	30.69%	266	72	338
3206	0	0	13	329	853	38.57%	227	89	316
3208	1	0	1	34	145	23.45%	27	6	33
3301	0	0	3	173	574	30.14%	150	20	170
3303	1	0	4	101	429	23.54%	77	20	97
3304	0	0	9	261	814	32.06%	221	31	252
3305	0	0	8	214	711	30.10%	178	28	206
3306	0	0	3	115	445	25.84%	101	11	112
3308	0	0	8	243	799	30.41%	196	39	235
3309	0	0	6	156	736	21.20%	112	38	150
3310	0	0	4	193	1,066	18.11%	137	52	189
3311	0	0	12	397	1,053	37.70%	306	79	385
3313	0	0	0	89	232	38.36%	67	22	89
3401	0	0	0	63	559	11.27%	31	32	63
3504	0	0	0	11	23	47.83%	10	1	11
3601	0	0	0	35	57	61.40%	24	11	35
3602	1	0	10	388	1,185	32.74%	286	92	378
3605	0	0	6	264	814	32.43%	221	37	258
3701	0	0	3	167	759	22.00%	143	21	164
3900	0	0	10	269	854	31.50%	216	43	259

# Canvass Report — Total Voters — Official

## General Election — Yakima County, Washington — November 07, 2017

Page 17 of 143

11/28/2017 08:28 AM

Total Number of Voters: 32,207 of 114,669 = 28.09%

Precincts Reporting 0 of 183 = 0.00%

### Advisory Vote No. 18 Engrossed House Bill 2242

Precinct	Blank Ballots Cast	Over Votes	Under Votes	Total Ballots Cast	Registered Voters	Percent Turnout	Repealed	Maintained	Totals
3901	0	0	0	112	424	26.42%	99	13	112
3902	0	0	1	91	373	24.40%	71	19	90
3903	1	0	11	349	1,152	30.30%	287	51	338
3904	0	0	1	75	255	29.41%	55	19	74
3905	0	0	3	83	254	32.68%	66	14	80
4001	0	0	1	63	495	12.73%	42	20	62
4002	0	0	2	79	317	24.92%	63	14	77
4003	0	0	17	357	1,188	30.05%	281	59	340
4005	0	0	7	163	460	35.43%	126	30	156
4101	0	0	2	102	300	34.00%	65	35	100
4102	0	0	6	265	679	39.03%	208	51	259
4104	0	0	10	176	646	27.24%	134	32	166
4105	0	0	1	124	404	30.69%	107	16	123
4106	0	0	5	213	673	31.65%	172	36	208
4108	0	0	4	197	531	37.10%	134	59	193
4109	0	0	12	332	1,139	29.15%	256	64	320
4111	0	0	3	294	864	34.03%	237	54	291
4112	0	0	15	389	1,168	33.30%	316	58	374
4114	0	0	2	280	816	34.31%	225	53	278
4115	0	0	6	136	411	33.09%	102	28	130
4303	0	0	2	90	281	32.03%	71	17	88
4401	0	0	8	153	438	34.93%	113	32	145
4402	0	0	4	166	552	30.07%	130	32	162
4501	0	0	1	44	290	15.17%	34	9	43
4503	0	0	2	30	74	40.54%	20	8	28
4504	0	0	8	216	579	37.31%	171	37	208
4601	0	0	1	125	311	40.19%	84	40	124
4602	0	1	0	116	436	26.61%	85	30	115
4603	0	0	11	252	868	29.03%	186	55	241
4604	0	0	2	130	358	36.31%	94	34	128
4605	0	0	0	2	6	33.33%	2	0	2
4606	0	0	9	315	1,040	30.29%	233	73	306

# Canvass Report — Total Voters — Official

## General Election — Yakima County, Washington — November 07, 2017

Page 18 of 143

11/28/2017 08:28 AM

Total Number of Voters: 32,207 of 114,669 = 28.09%

Precincts Reporting 0 of 183 = 0.00%

### Advisory Vote No. 18 Engrossed House Bill 2242

Precinct	Blank Ballots Cast	Over Votes	Under Votes	Total Ballots Cast	Registered Voters	Percent Turnout	Repealed	Maintained	Totals
4608	0	0	0	34	98	34.69%	29	5	34
4609	0	0	4	111	330	33.64%	89	18	107
4615	0	0	7	176	708	24.86%	135	34	169
4616	0	0	4	107	315	33.97%	84	19	103
4618	0	0	5	166	586	28.33%	121	40	161
4623	0	0	0	32	113	28.32%	29	3	32
4624	0	0	7	93	332	28.01%	70	16	86
4625	0	0	1	4	10	40.00%	3	0	3
4626	0	0	0	7	46	15.22%	6	1	7
4627	0	0	3	95	253	37.55%	66	26	92
4628	0	0	6	85	345	24.64%	63	16	79
4801	0	0	4	364	1,183	30.77%	323	37	360
4802	0	0	9	407	1,256	32.40%	271	127	398
5001	0	0	2	60	270	22.22%	41	17	58
5003	0	0	7	226	805	28.07%	189	30	219
5010	0	0	4	84	198	42.42%	54	26	80
5012	0	0	4	154	1,093	14.09%	121	29	150
5014	0	0	6	243	803	30.26%	202	35	237
5016	0	0	3	119	472	25.21%	87	29	116
5020	0	0	9	161	458	35.15%	115	37	152
5101	0	0	7	139	395	35.19%	95	37	132
5202	0	0	0	0	5	0.00%	0	0	0
Provisional	0	0	0	0	0	0.00%	0	0	0
<b>Totals:</b>	<b>15</b>	<b>2</b>	<b>1,320</b>	<b>32,207</b>	<b>114,669</b>		<b>22,906</b>	<b>7,979</b>	<b>30,885</b>

# Canvass Report — Total Voters — Official

## General Election — Yakima County, Washington — November 07, 2017

Page 19 of 143

11/28/2017 08:28 AM

Total Number of Voters: 32,207 of 114,669 = 28.09%

Precincts Reporting 0 of 183 = 0.00%

### Yakima County Proposition No. 1

Precinct	Blank Ballots Cast	Over Votes	Under Votes	Total Ballots Cast	Registered Voters	Percent Turnout	Yes	No	Totals
0001	0	0	0	0	2	0.00%	0	0	0
0101	0	0	8	114	395	28.86%	51	55	106
0102	0	0	0	42	296	14.19%	23	19	42
0103	0	0	4	93	547	17.00%	47	42	89
0104	0	0	0	27	263	10.27%	11	16	27
0105	0	0	1	64	496	12.90%	41	22	63
0110	0	0	5	233	847	27.51%	114	114	228
0111	1	1	5	231	873	26.46%	122	103	225
0112	0	0	0	37	396	9.34%	23	14	37
0113	1	0	3	124	1,091	11.37%	65	56	121
0116	0	0	4	156	531	29.38%	71	81	152
0118	0	0	3	109	350	31.14%	55	51	106
0120	0	0	11	170	892	19.06%	79	80	159
0123	0	0	8	65	303	21.45%	24	33	57
0124	0	0	2	87	509	17.09%	38	47	85
0126	0	0	13	165	809	20.40%	89	63	152
0127	0	0	5	205	1,007	20.36%	90	110	200
0129	0	0	5	145	612	23.69%	68	72	140
0130	0	0	6	330	1,157	28.52%	147	177	324
0131	1	0	7	264	912	28.95%	118	139	257
0132	1	0	2	175	901	19.42%	89	84	173
0133	1	0	5	270	1,141	23.66%	154	111	265
0134	1	0	13	403	1,165	34.59%	232	158	390
0135	0	0	11	290	573	50.61%	132	147	279
0138	1	0	9	396	1,086	36.46%	221	166	387
0139	0	0	10	334	968	34.50%	204	120	324
0140	0	0	3	194	1,156	16.78%	94	97	191
0142	0	0	4	175	497	35.21%	106	65	171
0143	0	0	8	133	367	36.24%	59	66	125
0144	0	0	0	2	6	33.33%	2	0	2
0145	0	0	15	196	782	25.06%	80	101	181
0150	0	0	1	119	755	15.76%	60	58	118

# Canvass Report — Total Voters — Official

## General Election — Yakima County, Washington — November 07, 2017

Page 20 of 143

11/28/2017 08:28 AM

Total Number of Voters: 32,207 of 114,669 = 28.09%

Precincts Reporting 0 of 183 = 0.00%

### Yakima County Proposition No. 1

Precinct	Blank Ballots Cast	Over Votes	Under Votes	Total Ballots Cast	Registered Voters	Percent Turnout	Yes	No	Totals
0153	0	0	2	211	867	24.34%	111	98	209
0154	0	0	3	253	1,238	20.44%	123	127	250
0155	0	0	3	262	869	30.15%	152	107	259
0156	0	0	2	147	660	22.27%	75	70	145
0158	0	0	1	92	434	21.20%	42	49	91
0162	0	0	0	80	276	28.99%	51	29	80
0163	0	0	11	384	793	48.42%	224	149	373
0167	0	0	12	381	899	42.38%	226	143	369
0168	0	0	5	332	728	45.60%	195	132	327
0169	0	1	5	390	1,092	35.71%	219	165	384
0170	0	0	0	117	466	25.11%	56	61	117
0171	0	0	4	157	323	48.61%	69	84	153
0173	0	0	0	197	718	27.44%	113	84	197
0175	0	0	2	131	428	30.61%	86	43	129
0177	0	0	8	375	1,035	36.23%	195	172	367
0179	0	0	10	344	912	37.72%	208	126	334
0180	1	0	9	245	934	26.23%	139	97	236
0181	0	0	9	336	976	34.43%	230	97	327
0182	0	0	6	484	1,245	38.88%	280	198	478
0183	1	0	10	309	695	44.46%	196	103	299
0185	0	0	13	341	859	39.70%	201	127	328
0186	0	0	0	187	568	32.92%	126	61	187
0187	0	0	4	327	813	40.22%	192	131	323
0188	0	0	2	228	699	32.62%	149	77	226
0189	0	0	6	251	730	34.38%	152	93	245
0190	0	0	2	183	518	35.33%	99	82	181
0191	0	0	0	0	2	0.00%	0	0	0
0192	0	0	1	140	698	20.06%	77	62	139
0193	0	0	3	160	400	40.00%	105	52	157
0301	0	0	1	48	308	15.58%	27	20	47
0302	0	0	2	137	880	15.57%	85	50	135
0303	1	0	2	167	967	17.27%	94	71	165

# Canvass Report — Total Voters — Official

## General Election — Yakima County, Washington — November 07, 2017

Page 21 of 143

11/28/2017 08:28 AM

Total Number of Voters: 32,207 of 114,669 = 28.09%

Precincts Reporting 0 of 183 = 0.00%

### Yakima County Proposition No. 1

Precinct	Blank Ballots Cast	Over Votes	Under Votes	Total Ballots Cast	Registered Voters	Percent Turnout	Yes	No	Totals
0304	0	0	0	71	243	29.22%	45	26	71
0305	0	0	0	8	30	26.67%	7	1	8
0306	0	0	6	233	935	24.92%	134	93	227
0307	0	0	0	16	76	21.05%	14	2	16
0308	0	0	0	0	5	0.00%	0	0	0
0501	0	0	3	153	1,012	15.12%	90	60	150
0701	0	0	0	58	278	20.86%	41	17	58
0901	0	0	4	161	611	26.35%	80	77	157
1101	0	0	1	185	983	18.82%	93	91	184
1103	0	0	5	225	826	27.24%	146	74	220
1301	0	0	4	145	485	29.90%	76	65	141
1501	0	0	1	159	862	18.45%	84	74	158
1502	0	0	2	283	1,097	25.80%	170	111	281
1503	0	0	10	273	861	31.71%	158	105	263
1504	0	0	6	273	1,061	25.73%	161	106	267
1701	0	0	1	162	990	16.36%	98	63	161
1702	0	0	2	31	46	67.39%	22	7	29
1703	0	0	7	174	789	22.05%	103	64	167
1704	0	0	0	0	0	0.00%	0	0	0
1705	1	0	9	281	782	35.93%	174	98	272
1706	0	0	3	190	1,248	15.22%	111	76	187
1708	0	1	1	153	959	15.95%	97	54	151
1901	0	0	2	108	434	24.88%	64	42	106
2101	0	0	11	166	1,002	16.57%	93	62	155
2102	0	0	12	186	763	24.38%	99	75	174
2103	0	0	5	193	1,076	17.94%	111	77	188
2301	0	0	6	213	820	25.98%	106	101	207
2303	0	0	7	158	697	22.67%	88	63	151
2306	0	0	4	229	1,077	21.26%	138	87	225
2501	0	0	79	350	945	37.04%	142	129	271
2502	0	0	53	204	566	36.04%	67	84	151
2701	0	0	7	169	467	36.19%	78	84	162

# Canvass Report — Total Voters — Official

## General Election — Yakima County, Washington — November 07, 2017

Page 22 of 143

11/28/2017 08:28 AM

Total Number of Voters: 32,207 of 114,669 = 28.09%

Precincts Reporting 0 of 183 = 0.00%

### Yakima County Proposition No. 1

Precinct	Blank Ballots Cast	Over Votes	Under Votes	Total Ballots Cast	Registered Voters	Percent Turnout	Yes	No	Totals
2702	0	0	12	398	1,004	39.64%	243	143	386
3002	0	0	2	56	250	22.40%	32	22	54
3004	0	0	0	13	31	41.94%	11	2	13
3100	0	0	9	250	865	28.90%	160	81	241
3101	0	0	1	122	407	29.98%	74	47	121
3102	0	0	3	191	915	20.87%	131	57	188
3103	0	0	2	149	701	21.26%	97	50	147
3104	0	0	5	262	889	29.47%	133	124	257
3105	0	0	0	21	104	20.19%	15	6	21
3106	0	0	0	225	722	31.16%	141	84	225
3203	0	0	4	283	852	33.22%	169	110	279
3204	0	0	1	47	90	52.22%	28	18	46
3205	0	0	5	348	1,134	30.69%	198	145	343
3206	0	0	1	329	853	38.57%	185	143	328
3208	1	0	1	34	145	23.45%	21	12	33
3301	0	0	3	173	574	30.14%	101	69	170
3303	1	0	3	101	429	23.54%	67	31	98
3304	0	0	12	261	814	32.06%	168	81	249
3305	0	0	4	214	711	30.10%	103	107	210
3306	0	0	3	115	445	25.84%	66	46	112
3308	0	0	3	243	799	30.41%	137	103	240
3309	0	0	1	156	736	21.20%	90	65	155
3310	0	0	5	193	1,066	18.11%	137	51	188
3311	0	0	5	397	1,053	37.70%	252	140	392
3313	0	0	1	89	232	38.36%	62	26	88
3401	0	0	1	63	559	11.27%	38	24	62
3504	0	0	0	11	23	47.83%	7	4	11
3601	0	0	0	35	57	61.40%	25	10	35
3602	1	0	3	388	1,185	32.74%	240	145	385
3605	0	0	1	264	814	32.43%	156	107	263
3701	0	0	1	167	759	22.00%	97	69	166
3900	0	0	10	269	854	31.50%	170	89	259



# Canvass Report — Total Voters — Official

## General Election — Yakima County, Washington — November 07, 2017

Page 23 of 143

11/28/2017 08:28 AM

Total Number of Voters: 32,207 of 114,669 = 28.09%

Precincts Reporting 0 of 183 = 0.00%

### Yakima County Proposition No. 1

Precinct	Blank Ballots Cast	Over Votes	Under Votes	Total Ballots Cast	Registered Voters	Percent Turnout	Yes	No	Totals
3901	0	0	1	112	424	26.42%	66	45	111
3902	0	0	3	91	373	24.40%	52	36	88
3903	1	0	4	349	1,152	30.30%	207	138	345
3904	0	0	1	75	255	29.41%	53	21	74
3905	0	0	0	83	254	32.68%	55	28	83
4001	0	0	2	63	495	12.73%	38	23	61
4002	0	0	2	79	317	24.92%	50	27	77
4003	0	1	17	357	1,188	30.05%	187	152	339
4005	0	0	6	163	460	35.43%	92	65	157
4101	0	0	1	102	300	34.00%	61	40	101
4102	0	0	9	265	679	39.03%	135	121	256
4104	0	0	4	176	646	27.24%	109	63	172
4105	0	0	4	124	404	30.69%	79	41	120
4106	0	0	8	213	673	31.65%	123	82	205
4108	0	0	5	197	531	37.10%	108	84	192
4109	0	0	5	332	1,139	29.15%	222	105	327
4111	0	0	1	294	864	34.03%	171	122	293
4112	0	0	4	389	1,168	33.30%	234	151	385
4114	0	0	4	280	816	34.31%	180	96	276
4115	0	0	0	136	411	33.09%	73	63	136
4303	0	0	3	90	281	32.03%	58	29	87
4401	0	0	2	153	438	34.93%	91	60	151
4402	0	0	4	166	552	30.07%	98	64	162
4501	0	0	2	44	290	15.17%	22	20	42
4503	0	0	0	30	74	40.54%	20	10	30
4504	0	0	2	216	579	37.31%	126	88	214
4601	0	0	2	125	311	40.19%	77	46	123
4602	0	0	2	116	436	26.61%	63	51	114
4603	0	0	10	252	868	29.03%	152	90	242
4604	0	0	5	130	358	36.31%	75	50	125
4605	0	0	0	2	6	33.33%	1	1	2
4606	0	0	9	315	1,040	30.29%	181	125	306

# Canvass Report — Total Voters — Official

## General Election — Yakima County, Washington — November 07, 2017

Page 24 of 143

11/28/2017 08:28 AM

Total Number of Voters: 32,207 of 114,669 = 28.09%

Precincts Reporting 0 of 183 = 0.00%

### Yakima County Proposition No. 1

Precinct	Blank Ballots Cast	Over Votes	Under Votes	Total Ballots Cast	Registered Voters	Percent Turnout	Yes	No	Totals
4608	0	0	0	34	98	34.69%	17	17	34
4609	0	0	0	111	330	33.64%	76	35	111
4615	0	0	6	176	708	24.86%	108	62	170
4616	0	0	1	107	315	33.97%	78	28	106
4618	0	0	5	166	586	28.33%	113	48	161
4623	0	0	0	32	113	28.32%	20	12	32
4624	0	0	2	93	332	28.01%	57	34	91
4625	0	0	0	4	10	40.00%	4	0	4
4626	0	0	0	7	46	15.22%	4	3	7
4627	0	0	0	95	253	37.55%	55	40	95
4628	0	0	2	85	345	24.64%	42	41	83
4801	0	0	6	364	1,183	30.77%	220	138	358
4802	0	0	5	407	1,256	32.40%	251	151	402
5001	0	0	0	60	270	22.22%	37	23	60
5003	0	0	5	226	805	28.07%	136	85	221
5010	0	0	0	84	198	42.42%	48	36	84
5012	0	0	2	154	1,093	14.09%	101	51	152
5014	0	0	3	243	803	30.26%	147	93	240
5016	0	0	1	119	472	25.21%	75	43	118
5020	0	0	3	161	458	35.15%	104	54	158
5101	0	0	4	139	395	35.19%	90	45	135
5202	0	0	0	0	5	0.00%	0	0	0
Provisional	0	0	0	0	0	0.00%	0	0	0
<b>Totals:</b>	<b>15</b>	<b>4</b>	<b>829</b>	<b>32,207</b>	<b>114,669</b>		<b>18,492</b>	<b>12,882</b>	<b>31,374</b>

# Canvass Report — Total Voters — Official

## General Election — Yakima County, Washington — November 07, 2017

Page 25 of 143

11/28/2017 08:28 AM

Total Number of Voters: 32,207 of 114,669 = 28.09%

Precincts Reporting 0 of 183 = 0.00%

### City of Grandview Council, Position 1

Precinct	Blank Ballots Cast	Over Votes	Under Votes	Total Ballots Cast	Registered Voters	Percent Turnout	Joan E. Souders	Write-In	Totals
0301	0	0	9	48	308	15.58%	38	1	39
0302	0	0	29	137	880	15.57%	106	2	108
0303	1	0	40	167	967	17.27%	126	1	127
0304	0	0	9	71	243	29.22%	62	0	62
0305	0	0	4	8	30	26.67%	4	0	4
0306	0	0	36	233	935	24.92%	192	5	197
0307	0	0	2	16	76	21.05%	14	0	14
0308	0	0	0	0	5	0.00%	0	0	0
Provisional	0	0	0	0	0	0.00%	0	0	0
<b>Totals:</b>	<b>1</b>	<b>0</b>	<b>129</b>	<b>680</b>	<b>3,444</b>		<b>542</b>	<b>9</b>	<b>551</b>

# Canvass Report — Total Voters — Official

## General Election — Yakima County, Washington — November 07, 2017

Page 26 of 143

11/28/2017 08:28 AM

Total Number of Voters: 32,207 of 114,669 = 28.09%

Precincts Reporting 0 of 183 = 0.00%

### City of Grandview Council, Position 2

Precinct	Blank Ballots Cast	Over Votes	Under Votes	Total Ballots Cast	Registered Voters	Percent Turnout	Javier (Harv) Rodriguez	Write-In	Totals
0301	0	0	11	48	308	15.58%	36	1	37
0302	0	0	36	137	880	15.57%	99	2	101
0303	1	0	38	167	967	17.27%	128	1	129
0304	0	0	17	71	243	29.22%	54	0	54
0305	0	0	3	8	30	26.67%	5	0	5
0306	0	0	45	233	935	24.92%	185	3	188
0307	0	0	3	16	76	21.05%	13	0	13
0308	0	0	0	0	5	0.00%	0	0	0
Provisional	0	0	0	0	0	0.00%	0	0	0
<b>Totals:</b>	<b>1</b>	<b>0</b>	<b>153</b>	<b>680</b>	<b>3,444</b>		<b>520</b>	<b>7</b>	<b>527</b>

# Canvass Report — Total Voters — Official

## General Election — Yakima County, Washington — November 07, 2017

Page 27 of 143

11/28/2017 08:28 AM

Total Number of Voters: 32,207 of 114,669 = 28.09%

Precincts Reporting 0 of 183 = 0.00%

### City of Grandview Council, Position 3

Precinct	Blank Ballots Cast	Over Votes	Under Votes	Total Ballots Cast	Registered Voters	Percent Turnout	Gloria Mendoza	Dina Ibarra	Write-In	Totals
0301	0	0	5	48	308	15.58%	29	14	0	43
0302	0	0	22	137	880	15.57%	70	44	1	115
0303	1	0	19	167	967	17.27%	88	58	2	148
0304	0	0	12	71	243	29.22%	42	17	0	59
0305	0	0	4	8	30	26.67%	3	1	0	4
0306	0	0	21	233	935	24.92%	143	69	0	212
0307	0	0	3	16	76	21.05%	10	3	0	13
0308	0	0	0	0	5	0.00%	0	0	0	0
Provisional	0	0	0	0	0	0.00%	0	0	0	0
<b>Totals:</b>	<b>1</b>	<b>0</b>	<b>86</b>	<b>680</b>	<b>3,444</b>		<b>385</b>	<b>206</b>	<b>3</b>	<b>594</b>

**Canvass Report — Total Voters — Official**  
**General Election — Yakima County, Washington — November 07, 2017**

Page 28 of 143

11/28/2017 08:28 AM

Total Number of Voters: 32,207 of 114,669 = 28.09%

Precincts Reporting 0 of 183 = 0.00%

**City of Granger Mayor**

Precinct	Blank Ballots Cast	Over Votes	Under Votes	Total Ballots Cast	Registered Voters	Percent Turnout	Jose A. Trevino	Write-In	Totals
0501	0	0	43	153	1,012	15.12%	104	6	110
Provisional	0	0	0	0	0	0.00%	0	0	0
<b>Totals:</b>	<b>0</b>	<b>0</b>	<b>43</b>	<b>153</b>	<b>1,012</b>		<b>104</b>	<b>6</b>	<b>110</b>

# Canvass Report — Total Voters — Official

## General Election — Yakima County, Washington — November 07, 2017

Page 29 of 143

11/28/2017 08:28 AM

Total Number of Voters: 32,207 of 114,669 = 28.09%

Precincts Reporting 0 of 183 = 0.00%

### City of Granger Council, Position 1

Precinct	Blank Ballots Cast	Over Votes	Under Votes	Total Ballots Cast	Registered Voters	Percent Turnout	Magalie Estrada	Write-In	Totals
0501	0	0	31	153	1,012	15.12%	118	4	122
Provisional	0	0	0	0	0	0.00%	0	0	0
<b>Totals:</b>	<b>0</b>	<b>0</b>	<b>31</b>	<b>153</b>	<b>1,012</b>		<b>118</b>	<b>4</b>	<b>122</b>

**Canvass Report — Total Voters — Official**  
**General Election — Yakima County, Washington — November 07, 2017**

Page 30 of 143

11/28/2017 08:28 AM

Total Number of Voters: 32,207 of 114,669 = 28.09%

Precincts Reporting 0 of 183 = 0.00%

**City of Granger Council, Position 2**

Precinct	Blank Ballots Cast	Over Votes	Under Votes	Total Ballots Cast	Registered Voters	Percent Turnout	Lilia Villarreal	Write-In	Totals
0501	0	0	36	153	1,012	15.12%	111	6	117
Provisional	0	0	0	0	0	0.00%	0	0	0
<b>Totals:</b>	<b>0</b>	<b>0</b>	<b>36</b>	<b>153</b>	<b>1,012</b>		<b>111</b>	<b>6</b>	<b>117</b>



**Canvass Report — Total Voters — Official**  
**General Election — Yakima County, Washington — November 07, 2017**

Page 31 of 143

11/28/2017 08:28 AM

Total Number of Voters: 32,207 of 114,669 = 28.09%

Precincts Reporting 0 of 183 = 0.00%

**City of Granger Council, Position 3**

Precinct	Blank Ballots Cast	Over Votes	Under Votes	Total Ballots Cast	Registered Voters	Percent Turnout	Julie M. Sharp	Write-In	Totals
0501	0	0	43	153	1,012	15.12%	106	4	110
Provisional	0	0	0	0	0	0.00%	0	0	0
<b>Totals:</b>	<b>0</b>	<b>0</b>	<b>43</b>	<b>153</b>	<b>1,012</b>		<b>106</b>	<b>4</b>	<b>110</b>

# Canvass Report — Total Voters — Official

## General Election — Yakima County, Washington — November 07, 2017

Page 32 of 143

11/28/2017 08:28 AM

Total Number of Voters: 32,207 of 114,669 = 28.09%

Precincts Reporting 0 of 183 = 0.00%

### Town of Harrah Council, Position 1

Precinct	Blank Ballots Cast	Over Votes	Under Votes	Total Ballots Cast	Registered Voters	Percent Turnout	Peter Touhey	Write-In	Totals
0701	0	0	10	58	278	20.86%	46	2	48
Provisional	0	0	0	0	0	0.00%	0	0	0
<b>Totals:</b>	<b>0</b>	<b>0</b>	<b>10</b>	<b>58</b>	<b>278</b>		<b>46</b>	<b>2</b>	<b>48</b>

**Canvass Report — Total Voters — Official**  
**General Election — Yakima County, Washington — November 07, 2017**

Page 33 of 143

11/28/2017 08:28 AM

Total Number of Voters: 32,207 of 114,669 = 28.09%

Precincts Reporting 0 of 183 = 0.00%

**Town of Harrah Council, Position 2**

Precinct	Blank Ballots Cast	Over Votes	Under Votes	Total Ballots Cast	Registered Voters	Percent Turnout	Pat Krueger	Write-In	Totals
0701	0	0	7	58	278	20.86%	50	1	51
Provisional	0	0	0	0	0	0.00%	0	0	0
<b>Totals:</b>	<b>0</b>	<b>0</b>	<b>7</b>	<b>58</b>	<b>278</b>		<b>50</b>	<b>1</b>	<b>51</b>

**Canvass Report — Total Voters — Official**  
**General Election — Yakima County, Washington — November 07, 2017**

Page 34 of 143

11/28/2017 08:28 AM

Total Number of Voters: 32,207 of 114,669 = 28.09%

Precincts Reporting 0 of 183 = 0.00%

**City of Mabton Mayor**

Precinct	Blank Ballots Cast	Over Votes	Under Votes	Total Ballots Cast	Registered Voters	Percent Turnout	Mario Martinez	Laura Vazquez	Write-In	Totals
0901	0	0	2	161	611	26.35%	68	90	1	159
Provisional	0	0	0	0	0	0.00%	0	0	0	0
<b>Totals:</b>	<b>0</b>	<b>0</b>	<b>2</b>	<b>161</b>	<b>611</b>		<b>68</b>	<b>90</b>	<b>1</b>	<b>159</b>

# Canvass Report — Total Voters — Official

## General Election — Yakima County, Washington — November 07, 2017

Page 35 of 143

11/28/2017 08:28 AM

Total Number of Voters: 32,207 of 114,669 = 28.09%

Precincts Reporting 0 of 183 = 0.00%

### City of Mabton Council, Position 1

Precinct	Blank Ballots Cast	Over Votes	Under Votes	Total Ballots Cast	Registered Voters	Percent Turnout	Diana Castaneda	Oping P. Hutson	Write-In	Mark Gourneau	Totals
0901	0	2	39	161	611	26.35%	61	28	3	28	120
Provisional	0	0	0	0	0	0.00%	0	0	0	0	0
<b>Totals:</b>	<b>0</b>	<b>2</b>	<b>39</b>	<b>161</b>	<b>611</b>		<b>61</b>	<b>28</b>	<b>3</b>	<b>28</b>	<b>120</b>

# Canvass Report — Total Voters — Official

## General Election — Yakima County, Washington — November 07, 2017

Page 36 of 143

11/28/2017 08:28 AM

Total Number of Voters: 32,207 of 114,669 = 28.09%

Precincts Reporting 0 of 183 = 0.00%

### City of Mabton Council, Position 2

Precinct	Blank Ballots Cast	Over Votes	Under Votes	Total Ballots Cast	Registered Voters	Percent Turnout	Rachel Ruelas	Sophia Gutierrez-Sotelo	Write-In	Totals
0901	0	0	6	161	611	26.35%	58	97	0	155
Provisional	0	0	0	0	0	0.00%	0	0	0	0
<b>Totals:</b>	<b>0</b>	<b>0</b>	<b>6</b>	<b>161</b>	<b>611</b>		<b>58</b>	<b>97</b>	<b>0</b>	<b>155</b>

# Canvass Report — Total Voters — Official

## General Election — Yakima County, Washington — November 07, 2017

Page 37 of 143

11/28/2017 08:28 AM

Total Number of Voters: 32,207 of 114,669 = 28.09%

Precincts Reporting 0 of 183 = 0.00%

### City of Mabton Council, Position 3

Precinct	Blank Ballots Cast	Over Votes	Under Votes	Total Ballots Cast	Registered Voters	Percent Turnout	Cindy Rendon	Duran A. Rivera	Write-In	Totals
0901	0	0	21	161	611	26.35%	78	62	0	140
Provisional	0	0	0	0	0	0.00%	0	0	0	0
<b>Totals:</b>	<b>0</b>	<b>0</b>	<b>21</b>	<b>161</b>	<b>611</b>		<b>78</b>	<b>62</b>	<b>0</b>	<b>140</b>

# Canvass Report — Total Voters — Official

## General Election — Yakima County, Washington — November 07, 2017

Page 38 of 143

11/28/2017 08:28 AM

Total Number of Voters: 32,207 of 114,669 = 28.09%

Precincts Reporting 0 of 183 = 0.00%

### City of Moxee Council, Position 1

Precinct	Blank Ballots Cast	Over Votes	Under Votes	Total Ballots Cast	Registered Voters	Percent Turnout	Robert "Rob" Layman	Leo J. Hull	Write-In	Totals
1101	0	3	21	185	983	18.82%	101	59	1	161
1103	0	0	25	225	826	27.24%	122	77	1	200
Provisional	0	0	0	0	0	0.00%	0	0	0	0
<b>Totals:</b>	<b>0</b>	<b>3</b>	<b>46</b>	<b>410</b>	<b>1,809</b>		<b>223</b>	<b>136</b>	<b>2</b>	<b>361</b>



**Canvass Report — Total Voters — Official**  
**General Election — Yakima County, Washington — November 07, 2017**

Page 39 of 143

11/28/2017 08:28 AM

Total Number of Voters: 32,207 of 114,669 = 28.09%

Precincts Reporting 0 of 183 = 0.00%

**City of Moxee Council, Position 2**

Precinct	Blank Ballots Cast	Over Votes	Under Votes	Total Ballots Cast	Registered Voters	Percent Turnout	LeRoy Lenseigne	Write-In	Totals
1101	0	0	49	185	983	18.82%	134	2	136
1103	0	0	32	225	826	27.24%	190	3	193
Provisional	0	0	0	0	0	0.00%	0	0	0
<b>Totals:</b>	<b>0</b>	<b>0</b>	<b>81</b>	<b>410</b>	<b>1,809</b>		<b>324</b>	<b>5</b>	<b>329</b>

# Canvass Report — Total Voters — Official

## General Election — Yakima County, Washington — November 07, 2017

Page 40 of 143

11/28/2017 08:28 AM

Total Number of Voters: 32,207 of 114,669 = 28.09%

Precincts Reporting 0 of 183 = 0.00%

### Town of Naches Council, Position 1

Precinct	Blank Ballots Cast	Over Votes	Under Votes	Total Ballots Cast	Registered Voters	Percent Turnout	Wayne Hawver	Write-In	Totals
1301	0	0	42	145	485	29.90%	99	4	103
Provisional	0	0	0	0	0	0.00%	0	0	0
<b>Totals:</b>	<b>0</b>	<b>0</b>	<b>42</b>	<b>145</b>	<b>485</b>		<b>99</b>	<b>4</b>	<b>103</b>

# Canvass Report — Total Voters — Official

## General Election — Yakima County, Washington — November 07, 2017

Page 41 of 143

11/28/2017 08:28 AM

Total Number of Voters: 32,207 of 114,669 = 28.09%

Precincts Reporting 0 of 183 = 0.00%

### Town of Naches Council, Position 3

Precinct	Blank Ballots Cast	Over Votes	Under Votes	Total Ballots Cast	Registered Voters	Percent Turnout	Kit Hawver	Write-In	Totals
1301	0	0	41	145	485	29.90%	101	3	104
Provisional	0	0	0	0	0	0.00%	0	0	0
<b>Totals:</b>	<b>0</b>	<b>0</b>	<b>41</b>	<b>145</b>	<b>485</b>		<b>101</b>	<b>3</b>	<b>104</b>

# Canvass Report — Total Voters — Official

## General Election — Yakima County, Washington — November 07, 2017

Page 42 of 143

11/28/2017 08:28 AM

Total Number of Voters: 32,207 of 114,669 = 28.09%

Precincts Reporting 0 of 183 = 0.00%

### Town of Naches Council, Position 5

Precinct	Blank Ballots Cast	Over Votes	Under Votes	Total Ballots Cast	Registered Voters	Percent Turnout	Suzi Williams	Write-In	Totals
1301	0	0	35	145	485	29.90%	107	3	110
Provisional	0	0	0	0	0	0.00%	0	0	0
<b>Totals:</b>	<b>0</b>	<b>0</b>	<b>35</b>	<b>145</b>	<b>485</b>		<b>107</b>	<b>3</b>	<b>110</b>

# Canvass Report — Total Voters — Official

## General Election — Yakima County, Washington — November 07, 2017

Page 43 of 143

11/28/2017 08:28 AM

Total Number of Voters: 32,207 of 114,669 = 28.09%

Precincts Reporting 0 of 183 = 0.00%

### City of Selah Council, Position 1

Precinct	Blank Ballots Cast	Over Votes	Under Votes	Total Ballots Cast	Registered Voters	Percent Turnout	Jeremie Dufault	Write-In	Totals
1501	0	0	38	159	862	18.45%	118	3	121
1502	0	0	68	283	1,097	25.80%	212	3	215
1503	0	0	66	273	861	31.71%	203	4	207
1504	0	0	66	273	1,061	25.73%	204	3	207
Provisional	0	0	0	0	0	0.00%	0	0	0
<b>Totals:</b>	<b>0</b>	<b>0</b>	<b>238</b>	<b>988</b>	<b>3,881</b>		<b>737</b>	<b>13</b>	<b>750</b>

# Canvass Report — Total Voters — Official

## General Election — Yakima County, Washington — November 07, 2017

Page 44 of 143

11/28/2017 08:28 AM

Total Number of Voters: 32,207 of 114,669 = 28.09%

Precincts Reporting 0 of 183 = 0.00%

### City of Selah Council, Position 2

Precinct	Blank Ballots Cast	Over Votes	Under Votes	Total Ballots Cast	Registered Voters	Percent Turnout	Jacquie Matson	Write-In	Totals
1501	0	0	44	159	862	18.45%	111	4	115
1502	0	0	79	283	1,097	25.80%	201	3	204
1503	0	0	81	273	861	31.71%	189	3	192
1504	0	0	77	273	1,061	25.73%	192	4	196
Provisional	0	0	0	0	0	0.00%	0	0	0
<b>Totals:</b>	<b>0</b>	<b>0</b>	<b>281</b>	<b>988</b>	<b>3,881</b>		<b>693</b>	<b>14</b>	<b>707</b>

# Canvass Report — Total Voters — Official

## General Election — Yakima County, Washington — November 07, 2017

Page 45 of 143

11/28/2017 08:28 AM

Total Number of Voters: 32,207 of 114,669 = 28.09%

Precincts Reporting 0 of 183 = 0.00%

### City of Selah Council, Position 3

Precinct	Blank Ballots Cast	Over Votes	Under Votes	Total Ballots Cast	Registered Voters	Percent Turnout	Rachael J. Glaspie	Write-In	Totals
1501	0	0	45	159	862	18.45%	113	1	114
1502	0	0	69	283	1,097	25.80%	211	3	214
1503	0	0	82	273	861	31.71%	186	5	191
1504	0	0	79	273	1,061	25.73%	189	5	194
Provisional	0	0	0	0	0	0.00%	0	0	0
<b>Totals:</b>	<b>0</b>	<b>0</b>	<b>275</b>	<b>988</b>	<b>3,881</b>		<b>699</b>	<b>14</b>	<b>713</b>

# Canvass Report — Total Voters — Official

## General Election — Yakima County, Washington — November 07, 2017

Page 46 of 143

11/28/2017 08:28 AM

Total Number of Voters: 32,207 of 114,669 = 28.09%

Precincts Reporting 0 of 183 = 0.00%

### City of Sunnyside Council, District 1

Precinct	Blank Ballots Cast	Over Votes	Under Votes	Total Ballots Cast	Registered Voters	Percent Turnout	John Henry	Write-In	Theresa Hancock	Totals
1701	0	0	27	162	990	16.36%	92	1	42	135
1702	0	0	7	31	46	67.39%	12	0	12	24
1703	0	0	23	174	789	22.05%	91	0	60	151
1704	0	0	0	0	0	0.00%	0	0	0	0
1705	1	0	36	281	782	35.93%	144	4	97	245
1706	0	0	21	190	1,248	15.22%	131	1	37	169
1708	0	1	19	153	959	15.95%	75	5	53	133
Provisional	0	0	0	0	0	0.00%	0	0	0	0
<b>Totals:</b>	<b>1</b>	<b>1</b>	<b>133</b>	<b>991</b>	<b>4,814</b>		<b>545</b>	<b>11</b>	<b>301</b>	<b>857</b>



# Canvass Report — Total Voters — Official

## General Election — Yakima County, Washington — November 07, 2017

Page 47 of 143

11/28/2017 08:28 AM

Total Number of Voters: 32,207 of 114,669 = 28.09%

Precincts Reporting 0 of 183 = 0.00%

### City of Sunnyside Council, District 2

Precinct	Blank Ballots Cast	Over Votes	Under Votes	Total Ballots Cast	Registered Voters	Percent Turnout	Dean R. Broersma	Write-In	Totals
1701	0	0	34	162	990	16.36%	126	2	128
1702	0	0	4	31	46	67.39%	27	0	27
1703	0	0	23	174	789	22.05%	150	1	151
1704	0	0	0	0	0	0.00%	0	0	0
1705	1	0	44	281	782	35.93%	227	10	237
1706	0	0	23	190	1,248	15.22%	166	1	167
1708	0	0	29	153	959	15.95%	121	3	124
Provisional	0	0	0	0	0	0.00%	0	0	0
<b>Totals:</b>	<b>1</b>	<b>0</b>	<b>157</b>	<b>991</b>	<b>4,814</b>		<b>817</b>	<b>17</b>	<b>834</b>

# Canvass Report — Total Voters — Official

## General Election — Yakima County, Washington — November 07, 2017

Page 48 of 143

11/28/2017 08:28 AM

Total Number of Voters: 32,207 of 114,669 = 28.09%

Precincts Reporting 0 of 183 = 0.00%

### City of Sunnyside Council, District 3

Precinct	Blank Ballots Cast	Over Votes	Under Votes	Total Ballots Cast	Registered Voters	Percent Turnout	Betty Lynn Garza	Ron Stremmler	Write-In	Totals
1701	0	0	5	162	990	16.36%	86	69	2	157
1702	0	0	2	31	46	67.39%	3	26	0	29
1703	0	0	12	174	789	22.05%	50	112	0	162
1704	0	0	0	0	0	0.00%	0	0	0	0
1705	1	0	21	281	782	35.93%	75	185	0	260
1706	0	0	4	190	1,248	15.22%	95	91	0	186
1708	0	1	3	153	959	15.95%	68	77	4	149
Provisional	0	0	0	0	0	0.00%	0	0	0	0
<b>Totals:</b>	<b>1</b>	<b>1</b>	<b>47</b>	<b>991</b>	<b>4,814</b>		<b>377</b>	<b>560</b>	<b>6</b>	<b>943</b>

# Canvass Report — Total Voters — Official

## General Election — Yakima County, Washington — November 07, 2017

Page 49 of 143

11/28/2017 08:28 AM

Total Number of Voters: 32,207 of 114,669 = 28.09%

Precincts Reporting 0 of 183 = 0.00%

### City of Sunnyside Council, District 4

Precinct	Blank Ballots Cast	Over Votes	Under Votes	Total Ballots Cast	Registered Voters	Percent Turnout	Francisco J. Guerrero	Write-In	Totals
1701	0	0	30	162	990	16.36%	131	1	132
1702	0	0	10	31	46	67.39%	21	0	21
1703	0	0	40	174	789	22.05%	131	3	134
1704	0	0	0	0	0	0.00%	0	0	0
1705	1	0	63	281	782	35.93%	211	7	218
1706	0	0	29	190	1,248	15.22%	157	4	161
1708	0	1	31	153	959	15.95%	115	6	121
Provisional	0	0	0	0	0	0.00%	0	0	0
<b>Totals:</b>	<b>1</b>	<b>1</b>	<b>203</b>	<b>991</b>	<b>4,814</b>		<b>766</b>	<b>21</b>	<b>787</b>

**Canvass Report — Total Voters — Official**  
**General Election — Yakima County, Washington — November 07, 2017**

Page 50 of 143

11/28/2017 08:28 AM

Total Number of Voters: 32,207 of 114,669 = 28.09%

Precincts Reporting 0 of 183 = 0.00%

**City of Tieton Council, Position 1**

Precinct	Blank Ballots Cast	Over Votes	Under Votes	Total Ballots Cast	Registered Voters	Percent Turnout	Matt Riddle	Write-In	Totals
1901	0	0	15	108	434	24.88%	88	5	93
Provisional	0	0	0	0	0	0.00%	0	0	0
<b>Totals:</b>	<b>0</b>	<b>0</b>	<b>15</b>	<b>108</b>	<b>434</b>		<b>88</b>	<b>5</b>	<b>93</b>

# Canvass Report — Total Voters — Official

## General Election — Yakima County, Washington — November 07, 2017

Page 51 of 143

11/28/2017 08:28 AM

Total Number of Voters: 32,207 of 114,669 = 28.09%

Precincts Reporting 0 of 183 = 0.00%

### City of Tieton Council, Position 2

Precinct	Blank Ballots Cast	Over Votes	Under Votes	Total Ballots Cast	Registered Voters	Percent Turnout	Larry Buchanan, Jr.	Stanley R. Hall	Write-In	Totals
1901	0	0	6	108	434	24.88%	68	32	2	102
Provisional	0	0	0	0	0	0.00%	0	0	0	0
<b>Totals:</b>	<b>0</b>	<b>0</b>	<b>6</b>	<b>108</b>	<b>434</b>		<b>68</b>	<b>32</b>	<b>2</b>	<b>102</b>

**Canvass Report — Total Voters — Official**  
**General Election — Yakima County, Washington — November 07, 2017**

Page 52 of 143

11/28/2017 08:28 AM

Total Number of Voters: 32,207 of 114,669 = 28.09%

Precincts Reporting 0 of 183 = 0.00%

**City of Tieton Council, Position 3**

Precinct	Blank Ballots Cast	Over Votes	Under Votes	Total Ballots Cast	Registered Voters	Percent Turnout	Sharon Sedgwick	Write-In	Totals
1901	0	0	19	108	434	24.88%	82	7	89
Provisional	0	0	0	0	0	0.00%	0	0	0
<b>Totals:</b>	<b>0</b>	<b>0</b>	<b>19</b>	<b>108</b>	<b>434</b>		<b>82</b>	<b>7</b>	<b>89</b>

# Canvass Report — Total Voters — Official

## General Election — Yakima County, Washington — November 07, 2017

Page 53 of 143

11/28/2017 08:28 AM

Total Number of Voters: 32,207 of 114,669 = 28.09%

Precincts Reporting 0 of 183 = 0.00%

### City of Toppenish Council, Position 1

Precinct	Blank Ballots Cast	Over Votes	Under Votes	Total Ballots Cast	Registered Voters	Percent Turnout	Elpidia Saavedra	Write-In	Totals
2101	0	0	33	166	1,002	16.57%	125	8	133
2102	0	0	45	186	763	24.38%	137	4	141
2103	0	0	41	193	1,076	17.94%	148	4	152
Provisional	0	0	0	0	0	0.00%	0	0	0
<b>Totals:</b>	<b>0</b>	<b>0</b>	<b>119</b>	<b>545</b>	<b>2,841</b>		<b>410</b>	<b>16</b>	<b>426</b>

# Canvass Report — Total Voters — Official

## General Election — Yakima County, Washington — November 07, 2017

Page 54 of 143

11/28/2017 08:28 AM

Total Number of Voters: 32,207 of 114,669 = 28.09%

Precincts Reporting 0 of 183 = 0.00%

### City of Toppenish Council, Position 2

Precinct	Blank Ballots Cast	Over Votes	Under Votes	Total Ballots Cast	Registered Voters	Percent Turnout	Blaine R. Thorington	Write-In	Totals
2101	0	0	29	166	1,002	16.57%	132	5	137
2102	0	0	32	186	763	24.38%	145	9	154
2103	0	0	36	193	1,076	17.94%	154	3	157
Provisional	0	0	0	0	0	0.00%	0	0	0
<b>Totals:</b>	<b>0</b>	<b>0</b>	<b>97</b>	<b>545</b>	<b>2,841</b>		<b>431</b>	<b>17</b>	<b>448</b>



# Canvass Report — Total Voters — Official

## General Election — Yakima County, Washington — November 07, 2017

Page 55 of 143

11/28/2017 08:28 AM

Total Number of Voters: 32,207 of 114,669 = 28.09%

Precincts Reporting 0 of 183 = 0.00%

### City of Toppenish Council, Position 3

Precinct	Blank Ballots Cast	Over Votes	Under Votes	Total Ballots Cast	Registered Voters	Percent Turnout	Clara R. Jimenez	Write-In	Totals
2101	0	0	24	166	1,002	16.57%	141	1	142
2102	0	0	35	186	763	24.38%	145	6	151
2103	0	0	36	193	1,076	17.94%	154	3	157
Provisional	0	0	0	0	0	0.00%	0	0	0
<b>Totals:</b>	<b>0</b>	<b>0</b>	<b>95</b>	<b>545</b>	<b>2,841</b>		<b>440</b>	<b>10</b>	<b>450</b>

# Canvass Report — Total Voters — Official

## General Election — Yakima County, Washington — November 07, 2017

Page 56 of 143

11/28/2017 08:28 AM

Total Number of Voters: 32,207 of 114,669 = 28.09%

Precincts Reporting 0 of 183 = 0.00%

### City of Toppenish Council, Position 4

Precinct	Blank Ballots Cast	Over Votes	Under Votes	Total Ballots Cast	Registered Voters	Percent Turnout	Mark Oaks	Write-In	Totals
2101	0	0	25	166	1,002	16.57%	138	3	141
2102	0	0	31	186	763	24.38%	149	6	155
2103	0	0	39	193	1,076	17.94%	153	1	154
Provisional	0	0	0	0	0	0.00%	0	0	0
<b>Totals:</b>	<b>0</b>	<b>0</b>	<b>95</b>	<b>545</b>	<b>2,841</b>		<b>440</b>	<b>10</b>	<b>450</b>

# Canvass Report — Total Voters — Official

## General Election — Yakima County, Washington — November 07, 2017

Page 57 of 143

11/28/2017 08:28 AM

Total Number of Voters: 32,207 of 114,669 = 28.09%

Precincts Reporting 0 of 183 = 0.00%

### City of Union Gap Council, Position 1

Precinct	Blank Ballots Cast	Over Votes	Under Votes	Total Ballots Cast	Registered Voters	Percent Turnout	John Hodkinson	Write-In	Totals
2301	0	0	36	213	820	25.98%	170	7	177
2303	0	0	36	158	697	22.67%	118	4	122
2306	0	0	45	229	1,077	21.26%	176	8	184
Provisional	0	0	0	0	0	0.00%	0	0	0
<b>Totals:</b>	<b>0</b>	<b>0</b>	<b>117</b>	<b>600</b>	<b>2,594</b>		<b>464</b>	<b>19</b>	<b>483</b>

# Canvass Report — Total Voters — Official

## General Election — Yakima County, Washington — November 07, 2017

Page 58 of 143

11/28/2017 08:28 AM

Total Number of Voters: 32,207 of 114,669 = 28.09%

Precincts Reporting 0 of 183 = 0.00%

### City of Union Gap Council, Position 2

Precinct	Blank Ballots Cast	Over Votes	Under Votes	Total Ballots Cast	Registered Voters	Percent Turnout	Mark Carney	James Murr	Write-In	Totals
2301	0	0	14	213	820	25.98%	98	98	3	199
2303	0	1	13	158	697	22.67%	77	65	2	144
2306	0	0	26	229	1,077	21.26%	85	116	2	203
Provisional	0	0	0	0	0	0.00%	0	0	0	0
<b>Totals:</b>	<b>0</b>	<b>1</b>	<b>53</b>	<b>600</b>	<b>2,594</b>		<b>260</b>	<b>279</b>	<b>7</b>	<b>546</b>

# Canvass Report — Total Voters — Official

## General Election — Yakima County, Washington — November 07, 2017

Page 59 of 143

11/28/2017 08:28 AM

Total Number of Voters: 32,207 of 114,669 = 28.09%

Precincts Reporting 0 of 183 = 0.00%

### City of Union Gap Council, Position 3

Precinct	Blank Ballots Cast	Over Votes	Under Votes	Total Ballots Cast	Registered Voters	Percent Turnout	Dan C. Olson	Roger Wentz	Write-In	Totals
2301	0	0	6	213	820	25.98%	77	129	1	207
2303	0	0	7	158	697	22.67%	54	96	1	151
2306	0	0	14	229	1,077	21.26%	85	129	1	215
Provisional	0	0	0	0	0	0.00%	0	0	0	0
<b>Totals:</b>	<b>0</b>	<b>0</b>	<b>27</b>	<b>600</b>	<b>2,594</b>		<b>216</b>	<b>354</b>	<b>3</b>	<b>573</b>

# Canvass Report — Total Voters — Official

## General Election — Yakima County, Washington — November 07, 2017

Page 60 of 143

11/28/2017 08:28 AM

Total Number of Voters: 32,207 of 114,669 = 28.09%

Precincts Reporting 0 of 183 = 0.00%

### City of Union Gap Council, Position 7

Precinct	Blank Ballots Cast	Over Votes	Under Votes	Total Ballots Cast	Registered Voters	Percent Turnout	Eddie Perez	Sandy Dailey	Write-In	Totals
2301	0	0	5	213	820	25.98%	102	105	1	208
2303	0	0	7	158	697	22.67%	73	78	0	151
2306	0	0	15	229	1,077	21.26%	82	131	1	214
Provisional	0	0	0	0	0	0.00%	0	0	0	0
<b>Totals:</b>	<b>0</b>	<b>0</b>	<b>27</b>	<b>600</b>	<b>2,594</b>		<b>257</b>	<b>314</b>	<b>2</b>	<b>573</b>

# Canvass Report — Total Voters — Official

## General Election — Yakima County, Washington — November 07, 2017

Page 61 of 143

11/28/2017 08:28 AM

Total Number of Voters: 32,207 of 114,669 = 28.09%

Precincts Reporting 0 of 183 = 0.00%

### City of Wapato Mayor

Precinct	Blank Ballots Cast	Over Votes	Under Votes	Total Ballots Cast	Registered Voters	Percent Turnout	Juan "Eddy" Orozco	Hector G. Garza	Write-In	Totals
2501	0	0	6	350	945	37.04%	148	194	2	344
2502	0	1	1	204	566	36.04%	123	79	0	202
Provisional	0	0	0	0	0	0.00%	0	0	0	0
<b>Totals:</b>	<b>0</b>	<b>1</b>	<b>7</b>	<b>554</b>	<b>1,511</b>		<b>271</b>	<b>273</b>	<b>2</b>	<b>546</b>

# Canvass Report — Total Voters — Official

## General Election — Yakima County, Washington — November 07, 2017

Page 62 of 143

11/28/2017 08:28 AM

Total Number of Voters: 32,207 of 114,669 = 28.09%

Precincts Reporting 0 of 183 = 0.00%

### City of Wapato Council, Position 1

Precinct	Blank Ballots Cast	Over Votes	Under Votes	Total Ballots Cast	Registered Voters	Percent Turnout	Tony Guzman	Write-In	Jasmine Perez	Totals
2501	0	0	80	350	945	37.04%	166	9	95	270
2502	0	1	25	204	566	36.04%	81	7	90	178
Provisional	0	0	0	0	0	0.00%	0	0	0	0
<b>Totals:</b>	<b>0</b>	<b>1</b>	<b>105</b>	<b>554</b>	<b>1,511</b>		<b>247</b>	<b>16</b>	<b>185</b>	<b>448</b>



# Canvass Report — Total Voters — Official

## General Election — Yakima County, Washington — November 07, 2017

Page 63 of 143

11/28/2017 08:28 AM

Total Number of Voters: 32,207 of 114,669 = 28.09%

Precincts Reporting 0 of 183 = 0.00%

### City of Wapato Council, Position 2

Precinct	Blank Ballots Cast	Over Votes	Under Votes	Total Ballots Cast	Registered Voters	Percent Turnout	Dora E. Alvarez-Roa	Rita Alvarado	Write-In	Totals
2501	0	0	34	350	945	37.04%	151	157	8	316
2502	0	1	7	204	566	36.04%	127	69	0	196
Provisional	0	0	0	0	0	0.00%	0	0	0	0
<b>Totals:</b>	<b>0</b>	<b>1</b>	<b>41</b>	<b>554</b>	<b>1,511</b>		<b>278</b>	<b>226</b>	<b>8</b>	<b>512</b>

# Canvass Report — Total Voters — Official

## General Election — Yakima County, Washington — November 07, 2017

Page 64 of 143

11/28/2017 08:28 AM

Total Number of Voters: 32,207 of 114,669 = 28.09%

Precincts Reporting 0 of 183 = 0.00%

### City of Wapato Council, Position 3

Precinct	Blank Ballots Cast	Over Votes	Under Votes	Total Ballots Cast	Registered Voters	Percent Turnout	Ralph Sanchez	Write-In	Totals
2501	0	0	88	350	945	37.04%	251	11	262
2502	0	1	19	204	566	36.04%	183	1	184
Provisional	0	0	0	0	0	0.00%	0	0	0
<b>Totals:</b>	<b>0</b>	<b>1</b>	<b>107</b>	<b>554</b>	<b>1,511</b>		<b>434</b>	<b>12</b>	<b>446</b>

# Canvass Report — Total Voters — Official

## General Election — Yakima County, Washington — November 07, 2017

Page 65 of 143

11/28/2017 08:28 AM

Total Number of Voters: 32,207 of 114,669 = 28.09%

Precincts Reporting 0 of 183 = 0.00%

### City of Wapato Council, Position 5

Precinct	Blank Ballots Cast	Over Votes	Under Votes	Total Ballots Cast	Registered Voters	Percent Turnout	Stephen Diaz	Tony "Antonio" Gaytan	Write-In	Totals
2501	0	0	39	350	945	37.04%	160	148	3	311
2502	0	1	16	204	566	36.04%	56	131	0	187
Provisional	0	0	0	0	0	0.00%	0	0	0	0
<b>Totals:</b>	<b>0</b>	<b>1</b>	<b>55</b>	<b>554</b>	<b>1,511</b>		<b>216</b>	<b>279</b>	<b>3</b>	<b>498</b>

# Canvass Report — Total Voters — Official

## General Election — Yakima County, Washington — November 07, 2017

Page 66 of 143

11/28/2017 08:28 AM

Total Number of Voters: 32,207 of 114,669 = 28.09%

Precincts Reporting 0 of 183 = 0.00%

### City of Wapato Council, Position 7 At-Large

Precinct	Blank Ballots Cast	Over Votes	Under Votes	Total Ballots Cast	Registered Voters	Percent Turnout	Keith L. Workman	Write-In	Maria Lopez	Totals
2501	0	0	66	350	945	37.04%	189	4	91	284
2502	0	1	19	204	566	36.04%	94	0	90	184
Provisional	0	0	0	0	0	0.00%	0	0	0	0
<b>Totals:</b>	<b>0</b>	<b>1</b>	<b>85</b>	<b>554</b>	<b>1,511</b>		<b>283</b>	<b>4</b>	<b>181</b>	<b>468</b>

# Canvass Report — Total Voters — Official

## General Election — Yakima County, Washington — November 07, 2017

Page 67 of 143

11/28/2017 08:28 AM

Total Number of Voters: 32,207 of 114,669 = 28.09%

Precincts Reporting 0 of 183 = 0.00%

### City of Yakima Council, District 2

Precinct	Blank Ballots Cast	Over Votes	Under Votes	Total Ballots Cast	Registered Voters	Percent Turnout	Pablo Gonzalez	Jason White	Write-In	Totals
0120	0	0	1	170	892	19.06%	62	107	0	169
0123	0	0	1	65	303	21.45%	15	49	0	64
0124	0	0	2	87	509	17.09%	23	62	0	85
0126	0	0	2	165	809	20.40%	51	112	0	163
0143	0	0	1	133	367	36.24%	45	87	0	132
0145	0	0	2	196	782	25.06%	38	156	0	194
Provisional	0	0	0	0	0	0.00%	0	0	0	0
<b>Totals:</b>	<b>0</b>	<b>0</b>	<b>9</b>	<b>816</b>	<b>3,662</b>		<b>234</b>	<b>573</b>	<b>0</b>	<b>807</b>

**Canvass Report — Total Voters — Official**  
**General Election — Yakima County, Washington — November 07, 2017**

Page 68 of 143

11/28/2017 08:28 AM

Total Number of Voters: 32,207 of 114,669 = 28.09%

Precincts Reporting 0 of 183 = 0.00%

**City of Yakima Council, District 4**

Precinct	Blank Ballots Cast	Over Votes	Under Votes	Total Ballots Cast	Registered Voters	Percent Turnout	Keith Effler	Kay Funk	Write-In	Totals
0101	0	0	3	114	395	28.86%	50	59	2	111
0116	0	0	8	156	531	29.38%	70	76	2	148
0118	0	0	5	109	350	31.14%	43	61	0	104
0127	0	0	8	205	1,007	20.36%	67	130	0	197
0129	0	0	3	145	612	23.69%	44	97	1	142
0135	0	0	4	290	573	50.61%	88	194	4	286
0156	0	1	3	147	660	22.27%	64	76	3	143
0158	0	0	6	92	434	21.20%	45	41	0	86
0171	0	0	4	157	323	48.61%	69	82	2	153
Provisional	0	0	0	0	0	0.00%	0	0	0	0
<b>Totals:</b>	<b>0</b>	<b>1</b>	<b>44</b>	<b>1,415</b>	<b>4,885</b>		<b>540</b>	<b>816</b>	<b>14</b>	<b>1,370</b>

# Canvass Report — Total Voters — Official

## General Election — Yakima County, Washington — November 07, 2017

Page 69 of 143

11/28/2017 08:28 AM

Total Number of Voters: 32,207 of 114,669 = 28.09%

Precincts Reporting 0 of 183 = 0.00%

### City of Yakima Council, District 6

Precinct	Blank Ballots Cast	Over Votes	Under Votes	Total Ballots Cast	Registered Voters	Percent Turnout	Brad Hill	Micaela Razo	Write-In	Totals
0163	0	0	13	384	793	48.42%	322	49	0	371
0167	0	0	12	381	899	42.38%	319	49	1	369
0168	0	0	8	332	728	45.60%	279	45	0	324
0177	0	0	24	375	1,035	36.23%	294	56	1	351
0179	0	0	21	344	912	37.72%	271	52	0	323
0182	0	0	21	484	1,245	38.88%	379	82	2	463
0183	1	0	17	309	695	44.46%	253	39	0	292
0185	0	0	14	341	859	39.70%	282	43	2	327
0187	0	0	15	327	813	40.22%	252	57	3	312
0189	0	0	14	251	730	34.38%	197	39	1	237
0190	0	0	7	183	518	35.33%	135	41	0	176
Provisional	0	0	0	0	0	0.00%	0	0	0	0
<b>Totals:</b>	<b>1</b>	<b>0</b>	<b>166</b>	<b>3,711</b>	<b>9,227</b>		<b>2,983</b>	<b>552</b>	<b>10</b>	<b>3,545</b>

# Canvass Report — Total Voters — Official

## General Election — Yakima County, Washington — November 07, 2017

Page 70 of 143

11/28/2017 08:28 AM

Total Number of Voters: 32,207 of 114,669 = 28.09%

Precincts Reporting 0 of 183 = 0.00%

### City of Zillah Mayor

Precinct	Blank Ballots Cast	Over Votes	Under Votes	Total Ballots Cast	Registered Voters	Percent Turnout	Gary V. Clark	Scott J. Carmack	Write-In	Totals
2701	0	0	6	169	467	36.19%	56	107	0	163
2702	0	0	4	398	1,004	39.64%	114	278	2	394
Provisional	0	0	0	0	0	0.00%	0	0	0	0
<b>Totals:</b>	<b>0</b>	<b>0</b>	<b>10</b>	<b>567</b>	<b>1,471</b>		<b>170</b>	<b>385</b>	<b>2</b>	<b>557</b>



**Canvass Report — Total Voters — Official**  
**General Election — Yakima County, Washington — November 07, 2017**

Page 71 of 143

11/28/2017 08:28 AM

Total Number of Voters: 32,207 of 114,669 = 28.09%

Precincts Reporting 0 of 183 = 0.00%

**City of Zillah Council, Position 1**

Precinct	Blank Ballots Cast	Over Votes	Under Votes	Total Ballots Cast	Registered Voters	Percent Turnout	Brian Williams	Write-In	Totals
2701	0	0	33	169	467	36.19%	133	3	136
2702	0	0	72	398	1,004	39.64%	324	2	326
Provisional	0	0	0	0	0	0.00%	0	0	0
<b>Totals:</b>	<b>0</b>	<b>0</b>	<b>105</b>	<b>567</b>	<b>1,471</b>		<b>457</b>	<b>5</b>	<b>462</b>

# Canvass Report — Total Voters — Official

## General Election — Yakima County, Washington — November 07, 2017

Page 72 of 143

11/28/2017 08:28 AM

Total Number of Voters: 32,207 of 114,669 = 28.09%

Precincts Reporting 0 of 183 = 0.00%

### City of Zillah Council, Position 2

Precinct	Blank Ballots Cast	Over Votes	Under Votes	Total Ballots Cast	Registered Voters	Percent Turnout	Jeff Miles	Write-In	Totals
2701	0	0	37	169	467	36.19%	130	2	132
2702	0	0	70	398	1,004	39.64%	326	2	328
Provisional	0	0	0	0	0	0.00%	0	0	0
<b>Totals:</b>	<b>0</b>	<b>0</b>	<b>107</b>	<b>567</b>	<b>1,471</b>		<b>456</b>	<b>4</b>	<b>460</b>

# Canvass Report — Total Voters — Official

## General Election — Yakima County, Washington — November 07, 2017

Page 73 of 143

11/28/2017 08:28 AM

Total Number of Voters: 32,207 of 114,669 = 28.09%

Precincts Reporting 0 of 183 = 0.00%

### City of Yakima Municipal Court Judge, Position 1

Precinct	Blank Ballots Cast	Over Votes	Under Votes	Total Ballots Cast	Registered Voters	Percent Turnout	Kelley C. Olwell	Write-In	Totals
0101	0	0	33	114	395	28.86%	78	3	81
0102	0	0	13	42	296	14.19%	26	3	29
0103	0	0	24	93	547	17.00%	69	0	69
0104	0	0	5	27	263	10.27%	22	0	22
0105	0	0	23	64	496	12.90%	40	1	41
0110	0	0	68	233	847	27.51%	162	3	165
0111	1	0	57	231	873	26.46%	170	4	174
0112	0	0	7	37	396	9.34%	28	2	30
0113	1	0	35	124	1,091	11.37%	87	2	89
0116	0	0	49	156	531	29.38%	102	5	107
0118	0	0	31	109	350	31.14%	77	1	78
0120	0	0	55	170	892	19.06%	114	1	115
0123	0	0	22	65	303	21.45%	38	5	43
0124	0	0	28	87	509	17.09%	59	0	59
0126	0	0	52	165	809	20.40%	111	2	113
0127	0	0	49	205	1,007	20.36%	154	2	156
0129	0	0	43	145	612	23.69%	101	1	102
0130	0	0	102	330	1,157	28.52%	219	9	228
0131	1	0	84	264	912	28.95%	178	2	180
0132	1	0	67	175	901	19.42%	107	1	108
0133	1	0	76	270	1,141	23.66%	192	2	194
0134	1	0	133	403	1,165	34.59%	267	3	270
0135	0	0	106	290	573	50.61%	178	6	184
0138	1	0	108	396	1,086	36.46%	284	4	288
0139	0	0	83	334	968	34.50%	249	2	251
0140	0	0	57	194	1,156	16.78%	137	0	137
0142	0	0	45	175	497	35.21%	129	1	130
0143	0	0	25	133	367	36.24%	107	1	108
0144	0	0	2	2	6	33.33%	0	0	0
0145	0	0	60	196	782	25.06%	133	3	136
0150	0	0	30	119	755	15.76%	82	7	89
0153	0	0	67	211	867	24.34%	141	3	144

# Canvass Report — Total Voters — Official

## General Election — Yakima County, Washington — November 07, 2017

Page 74 of 143

11/28/2017 08:28 AM

Total Number of Voters: 32,207 of 114,669 = 28.09%

Precincts Reporting 0 of 183 = 0.00%

### City of Yakima Municipal Court Judge, Position 1

Precinct	Blank Ballots Cast	Over Votes	Under Votes	Total Ballots Cast	Registered Voters	Percent Turnout	Kelley C. Olwell	Write-In	Totals
0154	0	0	70	253	1,238	20.44%	179	4	183
0155	0	0	65	262	869	30.15%	196	1	197
0156	0	0	29	147	660	22.27%	118	0	118
0158	0	0	32	92	434	21.20%	58	2	60
0162	0	0	32	80	276	28.99%	48	0	48
0163	0	0	110	384	793	48.42%	271	3	274
0167	0	0	125	381	899	42.38%	250	6	256
0168	0	0	109	332	728	45.60%	223	0	223
0169	0	0	121	390	1,092	35.71%	266	3	269
0170	0	0	34	117	466	25.11%	81	2	83
0171	0	0	48	157	323	48.61%	107	2	109
0173	0	0	52	197	718	27.44%	144	1	145
0175	0	0	31	131	428	30.61%	97	3	100
0177	0	0	108	375	1,035	36.23%	263	4	267
0179	0	0	85	344	912	37.72%	258	1	259
0180	1	0	70	245	934	26.23%	169	6	175
0181	0	0	87	336	976	34.43%	247	2	249
0182	0	0	137	484	1,245	38.88%	335	12	347
0183	1	0	99	309	695	44.46%	209	1	210
0185	0	0	118	341	859	39.70%	222	1	223
0186	0	0	55	187	568	32.92%	132	0	132
0187	0	0	101	327	813	40.22%	224	2	226
0188	0	0	75	228	699	32.62%	153	0	153
0189	0	0	74	251	730	34.38%	176	1	177
0190	0	0	52	183	518	35.33%	131	0	131
0191	0	0	0	0	2	0.00%	0	0	0
0192	0	0	34	140	698	20.06%	105	1	106
0193	0	0	33	160	400	40.00%	124	3	127
Provisional	0	0	0	0	0	0.00%	0	0	0
<b>Totals:</b>	<b>9</b>	<b>0</b>	<b>3,625</b>	<b>12,392</b>	<b>42,558</b>		<b>8,627</b>	<b>140</b>	<b>8,767</b>

# Canvass Report — Total Voters — Official

## General Election — Yakima County, Washington — November 07, 2017

Page 75 of 143

11/28/2017 08:28 AM

Total Number of Voters: 32,207 of 114,669 = 28.09%

Precincts Reporting 0 of 183 = 0.00%

### City of Yakima Municipal Court Judge, Position 2

Precinct	Blank Ballots Cast	Over Votes	Under Votes	Total Ballots Cast	Registered Voters	Percent Turnout	Susan J. Woodard	Write-In	Totals
0101	0	0	35	114	395	28.86%	77	2	79
0102	0	0	12	42	296	14.19%	28	2	30
0103	0	0	19	93	547	17.00%	73	1	74
0104	0	0	4	27	263	10.27%	23	0	23
0105	0	0	22	64	496	12.90%	41	1	42
0110	0	0	58	233	847	27.51%	173	2	175
0111	1	1	57	231	873	26.46%	171	2	173
0112	0	0	4	37	396	9.34%	31	2	33
0113	1	0	31	124	1,091	11.37%	90	3	93
0116	0	0	49	156	531	29.38%	104	3	107
0118	0	0	28	109	350	31.14%	80	1	81
0120	0	0	58	170	892	19.06%	110	2	112
0123	0	0	21	65	303	21.45%	42	2	44
0124	0	0	29	87	509	17.09%	58	0	58
0126	0	0	54	165	809	20.40%	110	1	111
0127	0	0	45	205	1,007	20.36%	157	3	160
0129	0	0	42	145	612	23.69%	97	6	103
0130	0	0	100	330	1,157	28.52%	222	8	230
0131	1	0	80	264	912	28.95%	182	2	184
0132	1	0	62	175	901	19.42%	112	1	113
0133	1	0	66	270	1,141	23.66%	201	3	204
0134	1	0	132	403	1,165	34.59%	269	2	271
0135	0	0	98	290	573	50.61%	187	5	192
0138	1	0	110	396	1,086	36.46%	282	4	286
0139	0	0	86	334	968	34.50%	246	2	248
0140	0	0	55	194	1,156	16.78%	139	0	139
0142	0	0	41	175	497	35.21%	133	1	134
0143	0	0	30	133	367	36.24%	102	1	103
0144	0	0	2	2	6	33.33%	0	0	0
0145	0	0	64	196	782	25.06%	130	2	132
0150	0	0	26	119	755	15.76%	86	7	93
0153	0	0	70	211	867	24.34%	137	4	141

# Canvass Report — Total Voters — Official

## General Election — Yakima County, Washington — November 07, 2017

Page 76 of 143

11/28/2017 08:28 AM

Total Number of Voters: 32,207 of 114,669 = 28.09%

Precincts Reporting 0 of 183 = 0.00%

### City of Yakima Municipal Court Judge, Position 2

Precinct	Blank Ballots Cast	Over Votes	Under Votes	Total Ballots Cast	Registered Voters	Percent Turnout	Susan J. Woodard	Write-In	Totals
0154	0	0	68	253	1,238	20.44%	181	4	185
0155	0	0	61	262	869	30.15%	200	1	201
0156	0	0	30	147	660	22.27%	116	1	117
0158	0	0	30	92	434	21.20%	60	2	62
0162	0	0	32	80	276	28.99%	48	0	48
0163	0	0	109	384	793	48.42%	273	2	275
0167	0	0	123	381	899	42.38%	253	5	258
0168	0	0	104	332	728	45.60%	228	0	228
0169	0	0	119	390	1,092	35.71%	268	3	271
0170	0	0	32	117	466	25.11%	83	2	85
0171	0	0	47	157	323	48.61%	108	2	110
0173	0	0	48	197	718	27.44%	149	0	149
0175	0	0	32	131	428	30.61%	99	0	99
0177	0	0	108	375	1,035	36.23%	263	4	267
0179	0	0	87	344	912	37.72%	256	1	257
0180	1	0	73	245	934	26.23%	169	3	172
0181	0	1	84	336	976	34.43%	247	4	251
0182	0	0	133	484	1,245	38.88%	343	8	351
0183	1	0	94	309	695	44.46%	215	0	215
0185	0	0	123	341	859	39.70%	217	1	218
0186	0	0	52	187	568	32.92%	135	0	135
0187	0	0	101	327	813	40.22%	225	1	226
0188	0	0	75	228	699	32.62%	153	0	153
0189	0	0	74	251	730	34.38%	175	2	177
0190	0	0	50	183	518	35.33%	133	0	133
0191	0	0	0	0	2	0.00%	0	0	0
0192	0	0	30	140	698	20.06%	109	1	110
0193	0	0	39	160	400	40.00%	120	1	121
Provisional	0	0	0	0	0	0.00%	0	0	0
<b>Totals:</b>	<b>9</b>	<b>2</b>	<b>3,548</b>	<b>12,392</b>	<b>42,558</b>		<b>8,719</b>	<b>123</b>	<b>8,842</b>

**Canvass Report — Total Voters — Official**  
**General Election — Yakima County, Washington — November 07, 2017**

Page 77 of 143

11/28/2017 08:28 AM

Total Number of Voters: 32,207 of 114,669 = 28.09%

Precincts Reporting 0 of 183 = 0.00%

**Union Gap School District No. 2 Director, District 3**

Precinct	Blank Ballots Cast	Over Votes	Under Votes	Total Ballots Cast	Registered Voters	Percent Turnout	Nicole Rivera	Write-In	Totals
2301	0	0	34	166	650	25.54%	126	6	132
2303	0	0	38	158	697	22.67%	119	1	120
2306	0	0	4	25	99	25.25%	21	0	21
4624	0	0	6	23	60	38.33%	17	0	17
Provisional	0	0	0	0	0	0.00%	0	0	0
<b>Totals:</b>	<b>0</b>	<b>0</b>	<b>82</b>	<b>372</b>	<b>1,506</b>		<b>283</b>	<b>7</b>	<b>290</b>

**Canvass Report — Total Voters — Official**  
**General Election — Yakima County, Washington — November 07, 2017**

Page 78 of 143

11/28/2017 08:28 AM

Total Number of Voters: 32,207 of 114,669 = 28.09%

Precincts Reporting 0 of 183 = 0.00%

**Union Gap School District No. 2 Director, Position 1 At-Large**

Precinct	Blank Ballots Cast	Over Votes	Under Votes	Total Ballots Cast	Registered Voters	Percent Turnout	Kiel Martin	Write-In	Totals
2301	0	0	33	166	650	25.54%	132	1	133
2303	0	0	39	158	697	22.67%	117	2	119
2306	0	0	4	25	99	25.25%	21	0	21
4624	0	0	3	23	60	38.33%	20	0	20
Provisional	0	0	0	0	0	0.00%	0	0	0
<b>Totals:</b>	<b>0</b>	<b>0</b>	<b>79</b>	<b>372</b>	<b>1,506</b>		<b>290</b>	<b>3</b>	<b>293</b>



# Canvass Report — Total Voters — Official

## General Election — Yakima County, Washington — November 07, 2017

Page 79 of 143

11/28/2017 08:28 AM

Total Number of Voters: 32,207 of 114,669 = 28.09%

Precincts Reporting 0 of 183 = 0.00%

### Naches Valley School District No. Jt3 Director, District 1

Precinct	Blank Ballots Cast	Over Votes	Under Votes	Total Ballots Cast	Registered Voters	Percent Turnout	Marcie Carrell	Write-In	Totals
0168	0	0	0	3	20	15.00%	3	0	3
0169	0	0	0	0	1	0.00%	0	0	0
1301	0	0	28	145	485	29.90%	117	0	117
3204	0	0	7	47	90	52.22%	40	0	40
3208	1	0	16	34	145	23.45%	17	1	18
3305	0	0	57	213	705	30.21%	155	1	156
3308	0	0	0	1	5	20.00%	1	0	1
3313	0	0	23	89	232	38.36%	66	0	66
3602	1	0	107	373	1,146	32.55%	257	9	266
3904	0	0	14	69	243	28.40%	54	1	55
3905	0	0	29	83	254	32.68%	53	1	54
4102	0	0	98	265	679	39.03%	165	2	167
4108	0	0	6	13	19	68.42%	7	0	7
4111	0	0	82	294	864	34.03%	209	3	212
4115	0	0	45	134	408	32.84%	89	0	89
4503	0	0	9	30	74	40.54%	21	0	21
4627	0	0	0	1	11	9.09%	1	0	1
5010	0	0	0	0	0	0.00%	0	0	0
Provisional	0	0	0	0	0	0.00%	0	0	0
<b>Totals:</b>	<b>2</b>	<b>0</b>	<b>521</b>	<b>1,794</b>	<b>5,381</b>		<b>1,255</b>	<b>18</b>	<b>1,273</b>

**Canvass Report — Total Voters — Official**  
**General Election — Yakima County, Washington — November 07, 2017**

Page 80 of 143

11/28/2017 08:28 AM

Total Number of Voters: 32,207 of 114,669 = 28.09%

Precincts Reporting 0 of 183 = 0.00%

**Naches Valley School District No. Jt3 Director, District 2**

Precinct	Blank Ballots Cast	Over Votes	Under Votes	Total Ballots Cast	Registered Voters	Percent Turnout	Bruce Drollinger	Write-In	Totals
0168	0	0	0	3	20	15.00%	3	0	3
0169	0	0	0	0	1	0.00%	0	0	0
1301	0	0	32	145	485	29.90%	113	0	113
3204	0	0	7	47	90	52.22%	40	0	40
3208	1	0	15	34	145	23.45%	18	1	19
3305	0	0	61	213	705	30.21%	149	3	152
3308	0	0	0	1	5	20.00%	1	0	1
3313	0	0	20	89	232	38.36%	68	1	69
3602	1	0	97	373	1,146	32.55%	268	8	276
3904	0	0	13	69	243	28.40%	55	1	56
3905	0	0	31	83	254	32.68%	52	0	52
4102	0	0	94	265	679	39.03%	169	2	171
4108	0	0	7	13	19	68.42%	6	0	6
4111	0	0	78	294	864	34.03%	213	3	216
4115	0	0	43	134	408	32.84%	90	1	91
4503	0	0	9	30	74	40.54%	21	0	21
4627	0	0	0	1	11	9.09%	1	0	1
5010	0	0	0	0	0	0.00%	0	0	0
Provisional	0	0	0	0	0	0.00%	0	0	0
<b>Totals:</b>	<b>2</b>	<b>0</b>	<b>507</b>	<b>1,794</b>	<b>5,381</b>		<b>1,267</b>	<b>20</b>	<b>1,287</b>

**Canvass Report — Total Voters — Official**  
**General Election — Yakima County, Washington — November 07, 2017**

Page 81 of 143

11/28/2017 08:28 AM

Total Number of Voters: 32,207 of 114,669 = 28.09%

Precincts Reporting 0 of 183 = 0.00%

**Naches Valley School District No. Jt3 Director, District 3**

Precinct	Blank Ballots Cast	Over Votes	Under Votes	Total Ballots Cast	Registered Voters	Percent Turnout	Chad Christopherson	Write-In	Totals
0168	0	0	0	3	20	15.00%	3	0	3
0169	0	0	0	0	1	0.00%	0	0	0
1301	0	0	36	145	485	29.90%	108	1	109
3204	0	0	7	47	90	52.22%	37	3	40
3208	1	0	16	34	145	23.45%	17	1	18
3305	0	0	61	213	705	30.21%	150	2	152
3308	0	0	0	1	5	20.00%	1	0	1
3313	0	0	21	89	232	38.36%	67	1	68
3602	1	0	94	373	1,146	32.55%	275	4	279
3904	0	0	13	69	243	28.40%	56	0	56
3905	0	0	31	83	254	32.68%	51	1	52
4102	0	0	98	265	679	39.03%	165	2	167
4108	0	0	7	13	19	68.42%	6	0	6
4111	0	0	80	294	864	34.03%	213	1	214
4115	0	0	45	134	408	32.84%	86	3	89
4503	0	0	10	30	74	40.54%	20	0	20
4627	0	0	0	1	11	9.09%	1	0	1
5010	0	0	0	0	0	0.00%	0	0	0
Provisional	0	0	0	0	0	0.00%	0	0	0
<b>Totals:</b>	<b>2</b>	<b>0</b>	<b>519</b>	<b>1,794</b>	<b>5,381</b>		<b>1,256</b>	<b>19</b>	<b>1,275</b>

# Canvass Report — Total Voters — Official

## General Election — Yakima County, Washington — November 07, 2017

Page 82 of 143

11/28/2017 08:28 AM

Total Number of Voters: 32,207 of 114,669 = 28.09%

Precincts Reporting 0 of 183 = 0.00%

### Yakima School District No. 7 Director, Position 1

Precinct	Blank Ballots Cast	Over Votes	Under Votes	Total Ballots Cast	Registered Voters	Percent Turnout	Graciela Villanueva	Write-In	Totals
0101	0	0	43	114	395	28.86%	69	2	71
0102	0	0	11	42	296	14.19%	29	2	31
0103	0	0	23	93	547	17.00%	68	2	70
0104	0	0	4	27	263	10.27%	23	0	23
0105	0	0	22	64	496	12.90%	41	1	42
0110	0	0	76	233	847	27.51%	153	4	157
0111	1	0	82	231	873	26.46%	146	3	149
0112	0	0	8	37	396	9.34%	27	2	29
0113	1	0	31	124	1,091	11.37%	89	4	93
0116	0	0	47	156	531	29.38%	104	5	109
0118	0	0	29	109	350	31.14%	79	1	80
0120	0	0	54	170	892	19.06%	113	3	116
0123	0	0	24	65	303	21.45%	38	3	41
0124	0	0	32	87	509	17.09%	54	1	55
0126	0	0	52	165	809	20.40%	112	1	113
0127	0	0	50	205	1,007	20.36%	148	7	155
0129	0	0	47	145	612	23.69%	94	4	98
0130	0	0	120	330	1,157	28.52%	201	9	210
0131	1	0	92	264	912	28.95%	168	4	172
0132	1	0	71	175	901	19.42%	102	2	104
0133	1	0	86	270	1,141	23.66%	180	4	184
0134	1	0	151	403	1,165	34.59%	244	8	252
0135	0	0	115	290	573	50.61%	168	7	175
0138	1	0	122	396	1,086	36.46%	269	5	274
0139	0	0	103	334	968	34.50%	226	5	231
0140	0	0	69	194	1,156	16.78%	123	2	125
0142	0	0	65	175	497	35.21%	109	1	110
0143	0	0	33	133	367	36.24%	97	3	100
0144	0	0	2	2	6	33.33%	0	0	0
0145	0	0	72	196	782	25.06%	119	5	124
0150	0	0	33	119	755	15.76%	78	8	86
0153	0	0	78	211	867	24.34%	130	3	133

**Canvass Report — Total Voters — Official**  
**General Election — Yakima County, Washington — November 07, 2017**

Page 83 of 143

11/28/2017 08:28 AM

Total Number of Voters: 32,207 of 114,669 = 28.09%

Precincts Reporting 0 of 183 = 0.00%

**Yakima School District No. 7 Director, Position 1**

Precinct	Blank Ballots Cast	Over Votes	Under Votes	Total Ballots Cast	Registered Voters	Percent Turnout	Graciela Villanueva	Write-In	Totals
0154	0	0	82	253	1,238	20.44%	162	9	171
0155	0	0	75	262	869	30.15%	187	0	187
0156	0	0	43	147	660	22.27%	99	5	104
0158	0	0	30	92	434	21.20%	59	3	62
0162	0	0	36	80	276	28.99%	44	0	44
0167	0	0	121	294	723	40.66%	169	4	173
0168	0	0	130	327	701	46.65%	196	1	197
0169	0	0	143	390	1,091	35.75%	239	8	247
0170	0	0	47	117	466	25.11%	67	3	70
0171	0	0	53	157	323	48.61%	102	2	104
0173	0	0	63	197	718	27.44%	131	3	134
0175	0	0	34	131	428	30.61%	91	6	97
0179	0	0	9	43	102	42.16%	34	0	34
2301	0	0	14	47	170	27.65%	33	0	33
2306	0	0	65	204	978	20.86%	136	3	139
3301	0	0	0	0	0	0.00%	0	0	0
3602	1	0	0	0	4	0.00%	0	0	0
4601	0	0	47	117	295	39.66%	66	4	70
4624	0	0	30	70	272	25.74%	40	0	40
Provisional	0	0	0	0	0	0.00%	0	0	0
<b>Totals:</b>	<b>8</b>	<b>0</b>	<b>2,869</b>	<b>8,487</b>	<b>32,298</b>		<b>5,456</b>	<b>162</b>	<b>5,618</b>

# Canvass Report — Total Voters — Official

## General Election — Yakima County, Washington — November 07, 2017

Page 84 of 143

11/28/2017 08:28 AM

Total Number of Voters: 32,207 of 114,669 = 28.09%

Precincts Reporting 0 of 183 = 0.00%

### Yakima School District No. 7 Director, Position 2

Precinct	Blank Ballots Cast	Over Votes	Under Votes	Total Ballots Cast	Registered Voters	Percent Turnout	Don J. Davis, Jr.	Write-In	Totals
0101	0	0	38	114	395	28.86%	73	3	76
0102	0	0	14	42	296	14.19%	27	1	28
0103	0	0	21	93	547	17.00%	72	0	72
0104	0	0	7	27	263	10.27%	20	0	20
0105	0	0	23	64	496	12.90%	40	1	41
0110	0	0	71	233	847	27.51%	160	2	162
0111	1	0	67	231	873	26.46%	162	2	164
0112	0	0	7	37	396	9.34%	28	2	30
0113	1	0	38	124	1,091	11.37%	83	3	86
0116	0	0	49	156	531	29.38%	103	4	107
0118	0	0	31	109	350	31.14%	78	0	78
0120	0	0	57	170	892	19.06%	112	1	113
0123	0	0	23	65	303	21.45%	38	4	42
0124	0	0	27	87	509	17.09%	60	0	60
0126	0	0	52	165	809	20.40%	112	1	113
0127	0	0	46	205	1,007	20.36%	156	3	159
0129	0	0	40	145	612	23.69%	102	3	105
0130	0	0	108	330	1,157	28.52%	217	5	222
0131	1	0	90	264	912	28.95%	167	7	174
0132	1	0	66	175	901	19.42%	108	1	109
0133	1	0	70	270	1,141	23.66%	198	2	200
0134	1	0	143	403	1,165	34.59%	254	6	260
0135	0	0	110	290	573	50.61%	174	6	180
0138	1	0	104	396	1,086	36.46%	285	7	292
0139	0	0	91	334	968	34.50%	240	3	243
0140	0	0	59	194	1,156	16.78%	134	1	135
0142	0	0	39	175	497	35.21%	136	0	136
0143	0	0	29	133	367	36.24%	102	2	104
0144	0	0	2	2	6	33.33%	0	0	0
0145	0	0	60	196	782	25.06%	135	1	136
0150	0	0	29	119	755	15.76%	82	8	90
0153	0	0	73	211	867	24.34%	136	2	138

**Canvass Report — Total Voters — Official**  
**General Election — Yakima County, Washington — November 07, 2017**

Page 85 of 143

11/28/2017 08:28 AM

Total Number of Voters: 32,207 of 114,669 = 28.09%

Precincts Reporting 0 of 183 = 0.00%

**Yakima School District No. 7 Director, Position 2**

Precinct	Blank Ballots Cast	Over Votes	Under Votes	Total Ballots Cast	Registered Voters	Percent Turnout	Don J. Davis, Jr.	Write-In	Totals
0154	0	0	76	253	1,238	20.44%	171	6	177
0155	0	0	71	262	869	30.15%	191	0	191
0156	0	1	30	147	660	22.27%	115	1	116
0158	0	0	31	92	434	21.20%	61	0	61
0162	0	0	29	80	276	28.99%	51	0	51
0167	0	0	110	294	723	40.66%	180	4	184
0168	0	0	111	327	701	46.65%	214	2	216
0169	0	0	127	390	1,091	35.75%	256	7	263
0170	0	0	45	117	466	25.11%	71	1	72
0171	0	0	52	157	323	48.61%	104	1	105
0173	0	0	57	197	718	27.44%	136	4	140
0175	0	0	36	131	428	30.61%	90	5	95
0179	0	0	8	43	102	42.16%	35	0	35
2301	0	0	12	47	170	27.65%	35	0	35
2306	0	0	56	204	978	20.86%	147	1	148
3301	0	0	0	0	0	0.00%	0	0	0
3602	1	0	0	0	4	0.00%	0	0	0
4601	0	0	33	117	295	39.66%	82	2	84
4624	0	0	29	70	272	25.74%	41	0	41
Provisional	0	0	0	0	0	0.00%	0	0	0
<b>Totals:</b>	<b>8</b>	<b>1</b>	<b>2,597</b>	<b>8,487</b>	<b>32,298</b>		<b>5,774</b>	<b>115</b>	<b>5,889</b>

# Canvass Report — Total Voters — Official

## General Election — Yakima County, Washington — November 07, 2017

Page 86 of 143

11/28/2017 08:28 AM

Total Number of Voters: 32,207 of 114,669 = 28.09%

Precincts Reporting 0 of 183 = 0.00%

### Wahluke School District No. 73 Director, District 2

Precinct	Blank Ballots Cast	Over Votes	Under Votes	Total Ballots Cast	Registered Voters	Percent Turnout	Jerry Yorgesen	Write-In	Totals
5202	0	0	0	0	5	0.00%	0	0	0
Provisional	0	0	0	0	0	0.00%	0	0	0
<b>Totals:</b>	<b>0</b>	<b>0</b>	<b>0</b>	<b>0</b>	<b>5</b>		<b>0</b>	<b>0</b>	<b>0</b>



**Canvass Report — Total Voters — Official**  
**General Election — Yakima County, Washington — November 07, 2017**

Page 87 of 143

11/28/2017 08:28 AM

Total Number of Voters: 32,207 of 114,669 = 28.09%

Precincts Reporting 0 of 183 = 0.00%

**Wahluke School District No. 73 Director, Position 5 At-Large**

Precinct	Blank Ballots Cast	Over Votes	Under Votes	Total Ballots Cast	Registered Voters	Percent Turnout	Lorraine Jenne	Write-In	Totals
5202	0	0	0	0	5	0.00%	0	0	0
Provisional	0	0	0	0	0	0.00%	0	0	0
<b>Totals:</b>	<b>0</b>	<b>0</b>	<b>0</b>	<b>0</b>	<b>5</b>		<b>0</b>	<b>0</b>	<b>0</b>

# Canvass Report — Total Voters — Official

## General Election — Yakima County, Washington — November 07, 2017

Page 88 of 143

11/28/2017 08:28 AM

Total Number of Voters: 32,207 of 114,669 = 28.09%

Precincts Reporting 0 of 183 = 0.00%

### East Valley School District No. 90 Director, District 2

Precinct	Blank Ballots Cast	Over Votes	Under Votes	Total Ballots Cast	Registered Voters	Percent Turnout	Charlotte R. Layman	Write-In	Totals
1101	0	0	54	185	983	18.82%	130	1	131
1103	0	0	45	225	826	27.24%	179	1	180
3106	0	0	54	225	722	31.16%	169	2	171
3206	0	0	83	329	853	38.57%	243	3	246
3304	0	0	77	259	802	32.29%	179	3	182
3504	0	0	3	11	23	47.83%	5	3	8
4003	0	0	81	346	1,130	30.62%	262	3	265
4005	0	0	26	163	460	35.43%	136	1	137
4106	0	0	52	213	673	31.65%	156	5	161
4402	0	0	2	3	5	60.00%	1	0	1
4501	0	0	6	41	285	14.39%	34	1	35
4504	0	0	46	216	579	37.31%	166	4	170
4606	0	0	91	315	1,040	30.29%	219	5	224
4802	0	0	105	407	1,256	32.40%	297	5	302
5101	0	0	41	139	395	35.19%	98	0	98
Provisional	0	0	0	0	0	0.00%	0	0	0
<b>Totals:</b>	<b>0</b>	<b>0</b>	<b>766</b>	<b>3,077</b>	<b>10,032</b>		<b>2,274</b>	<b>37</b>	<b>2,311</b>

# Canvass Report — Total Voters — Official

## General Election — Yakima County, Washington — November 07, 2017

Page 89 of 143

11/28/2017 08:28 AM

Total Number of Voters: 32,207 of 114,669 = 28.09%

Precincts Reporting 0 of 183 = 0.00%

### East Valley School District No. 90 Director, District 4

Precinct	Blank Ballots Cast	Over Votes	Under Votes	Total Ballots Cast	Registered Voters	Percent Turnout	Phil Bird	Jeremy A. Rodriguez	Ray Wiseman	Write-In	Totals
1101	0	0	39	185	983	18.82%	29	53	63	1	146
1103	0	0	39	225	826	27.24%	41	45	100	0	186
3106	0	0	41	225	722	31.16%	61	50	71	2	184
3206	0	0	75	329	853	38.57%	94	77	80	3	254
3304	0	0	58	259	802	32.29%	59	43	97	2	201
3504	0	0	5	11	23	47.83%	1	0	5	0	6
4003	0	0	77	346	1,130	30.62%	85	56	126	2	269
4005	0	0	34	163	460	35.43%	43	38	47	1	129
4106	0	0	48	213	673	31.65%	71	37	57	0	165
4402	0	0	2	3	5	60.00%	0	1	0	0	1
4501	0	0	6	41	285	14.39%	11	7	16	1	35
4504	0	0	50	216	579	37.31%	59	42	64	1	166
4606	0	0	65	315	1,040	30.29%	87	58	103	2	250
4802	0	0	91	407	1,256	32.40%	99	81	133	3	316
5101	0	0	41	139	395	35.19%	17	37	44	0	98
Provisional	0	0	0	0	0	0.00%	0	0	0	0	0
<b>Totals:</b>	<b>0</b>	<b>0</b>	<b>671</b>	<b>3,077</b>	<b>10,032</b>		<b>757</b>	<b>625</b>	<b>1,006</b>	<b>18</b>	<b>2,406</b>

# Canvass Report — Total Voters — Official

## General Election — Yakima County, Washington — November 07, 2017

Page 90 of 143

11/28/2017 08:28 AM

Total Number of Voters: 32,207 of 114,669 = 28.09%

Precincts Reporting 0 of 183 = 0.00%

### East Valley School District No. 90 Director, District 5

Precinct	Blank Ballots Cast	Over Votes	Under Votes	Total Ballots Cast	Registered Voters	Percent Turnout	Eric Farmer	Write-In	Totals
1101	0	0	52	185	983	18.82%	132	1	133
1103	0	0	48	225	826	27.24%	176	1	177
3106	0	0	53	225	722	31.16%	170	2	172
3206	0	0	88	329	853	38.57%	239	2	241
3304	0	0	76	259	802	32.29%	181	2	183
3504	0	0	3	11	23	47.83%	5	3	8
4003	0	0	91	346	1,130	30.62%	253	2	255
4005	0	0	27	163	460	35.43%	135	1	136
4106	0	0	58	213	673	31.65%	153	2	155
4402	0	0	2	3	5	60.00%	1	0	1
4501	0	0	5	41	285	14.39%	35	1	36
4504	0	0	52	216	579	37.31%	162	2	164
4606	0	1	91	315	1,040	30.29%	221	2	223
4802	0	0	105	407	1,256	32.40%	298	4	302
5101	0	0	48	139	395	35.19%	91	0	91
Provisional	0	0	0	0	0	0.00%	0	0	0
<b>Totals:</b>	<b>0</b>	<b>1</b>	<b>799</b>	<b>3,077</b>	<b>10,032</b>		<b>2,252</b>	<b>25</b>	<b>2,277</b>

# Canvass Report — Total Voters — Official

## General Election — Yakima County, Washington — November 07, 2017

Page 91 of 143

11/28/2017 08:28 AM

Total Number of Voters: 32,207 of 114,669 = 28.09%

Precincts Reporting 0 of 183 = 0.00%

### Grandview School District No. 116-200 Director, District 2

Precinct	Blank Ballots Cast	Over Votes	Under Votes	Total Ballots Cast	Registered Voters	Percent Turnout	Dale H. Burgeson	Write-In	Totals
0301	0	0	10	48	308	15.58%	37	1	38
0302	0	0	27	137	880	15.57%	110	0	110
0303	1	0	39	167	967	17.27%	125	3	128
0304	0	0	16	71	243	29.22%	54	1	55
0305	0	0	4	8	30	26.67%	4	0	4
0306	0	0	36	233	935	24.92%	193	4	197
0307	0	0	4	16	76	21.05%	12	0	12
0308	0	0	0	0	5	0.00%	0	0	0
3100	0	0	50	250	865	28.90%	200	0	200
3101	0	0	24	122	407	29.98%	97	1	98
4105	0	0	40	124	404	30.69%	84	0	84
4618	0	0	4	44	127	34.65%	40	0	40
Provisional	0	0	0	0	0	0.00%	0	0	0
<b>Totals:</b>	<b>1</b>	<b>0</b>	<b>254</b>	<b>1,220</b>	<b>5,247</b>		<b>956</b>	<b>10</b>	<b>966</b>

**Canvass Report — Total Voters — Official**  
**General Election — Yakima County, Washington — November 07, 2017**

Page 92 of 143

11/28/2017 08:28 AM

Total Number of Voters: 32,207 of 114,669 = 28.09%

Precincts Reporting 0 of 183 = 0.00%

**Grandview School District No. 116-200 Director, District 5**

Precinct	Blank Ballots Cast	Over Votes	Under Votes	Total Ballots Cast	Registered Voters	Percent Turnout	Scott A. McKinney	Write-In	Totals
0301	0	0	10	48	308	15.58%	37	1	38
0302	0	0	29	137	880	15.57%	108	0	108
0303	1	0	31	167	967	17.27%	133	3	136
0304	0	0	17	71	243	29.22%	54	0	54
0305	0	0	5	8	30	26.67%	3	0	3
0306	0	0	31	233	935	24.92%	201	1	202
0307	0	0	5	16	76	21.05%	11	0	11
0308	0	0	0	0	5	0.00%	0	0	0
3100	0	0	48	250	865	28.90%	202	0	202
3101	0	0	20	122	407	29.98%	101	1	102
4105	0	0	30	124	404	30.69%	94	0	94
4618	0	0	3	44	127	34.65%	41	0	41
Provisional	0	0	0	0	0	0.00%	0	0	0
<b>Totals:</b>	<b>1</b>	<b>0</b>	<b>229</b>	<b>1,220</b>	<b>5,247</b>		<b>985</b>	<b>6</b>	<b>991</b>

# Canvass Report — Total Voters — Official

## General Election — Yakima County, Washington — November 07, 2017

Page 93 of 143

11/28/2017 08:28 AM

Total Number of Voters: 32,207 of 114,669 = 28.09%

Precincts Reporting 0 of 183 = 0.00%

### Selah School District No. 119 Director, District 1

Precinct	Blank Ballots Cast	Over Votes	Under Votes	Total Ballots Cast	Registered Voters	Percent Turnout	Sarah K. Michael	Write-In	Totals
1501	0	0	43	159	862	18.45%	114	2	116
1502	0	0	79	283	1,097	25.80%	203	1	204
1503	0	0	80	273	861	31.71%	192	1	193
1504	0	0	72	273	1,061	25.73%	195	6	201
3306	0	0	25	115	445	25.84%	89	1	90
3504	0	0	0	0	0	0.00%	0	0	0
3602	1	0	3	15	35	42.86%	12	0	12
3900	0	0	59	269	854	31.50%	209	1	210
3901	0	0	31	112	424	26.42%	80	1	81
3903	1	0	89	349	1,152	30.30%	258	2	260
4108	0	0	70	184	512	35.94%	114	0	114
4112	0	0	110	389	1,168	33.30%	278	1	279
4115	0	0	0	2	3	66.67%	2	0	2
4402	0	0	41	163	547	29.80%	120	2	122
4501	0	0	3	3	5	60.00%	0	0	0
4602	0	0	31	116	436	26.61%	85	0	85
4603	0	0	69	252	868	29.03%	182	1	183
4604	0	0	43	130	358	36.31%	85	2	87
4605	0	0	0	2	6	33.33%	2	0	2
4608	0	0	3	34	98	34.69%	31	0	31
4625	0	0	2	4	10	40.00%	2	0	2
5016	0	0	27	119	472	25.21%	92	0	92
Provisional	0	0	0	0	0	0.00%	0	0	0
<b>Totals:</b>	<b>2</b>	<b>0</b>	<b>880</b>	<b>3,246</b>	<b>11,274</b>		<b>2,345</b>	<b>21</b>	<b>2,366</b>

# Canvass Report — Total Voters — Official

## General Election — Yakima County, Washington — November 07, 2017

Page 94 of 143

11/28/2017 08:28 AM

Total Number of Voters: 32,207 of 114,669 = 28.09%

Precincts Reporting 0 of 183 = 0.00%

### Selah School District No. 119 Director, District 2

Precinct	Blank Ballots Cast	Over Votes	Under Votes	Total Ballots Cast	Registered Voters	Percent Turnout	Kelliann Ergeson	Write-In	Totals
1501	0	0	47	159	862	18.45%	110	2	112
1502	0	0	79	283	1,097	25.80%	201	3	204
1503	0	0	79	273	861	31.71%	193	1	194
1504	0	0	74	273	1,061	25.73%	195	4	199
3306	0	0	26	115	445	25.84%	88	1	89
3504	0	0	0	0	0	0.00%	0	0	0
3602	1	0	4	15	35	42.86%	11	0	11
3900	0	0	61	269	854	31.50%	205	3	208
3901	0	0	32	112	424	26.42%	78	2	80
3903	1	1	91	349	1,152	30.30%	254	3	257
4108	0	0	68	184	512	35.94%	116	0	116
4112	0	0	114	389	1,168	33.30%	273	2	275
4115	0	0	0	2	3	66.67%	2	0	2
4402	0	0	42	163	547	29.80%	119	2	121
4501	0	0	3	3	5	60.00%	0	0	0
4602	0	0	32	116	436	26.61%	84	0	84
4603	0	0	70	252	868	29.03%	178	4	182
4604	0	0	45	130	358	36.31%	85	0	85
4605	0	0	0	2	6	33.33%	2	0	2
4608	0	0	4	34	98	34.69%	30	0	30
4625	0	0	2	4	10	40.00%	2	0	2
5016	0	0	25	119	472	25.21%	94	0	94
Provisional	0	0	0	0	0	0.00%	0	0	0
<b>Totals:</b>	<b>2</b>	<b>1</b>	<b>898</b>	<b>3,246</b>	<b>11,274</b>		<b>2,320</b>	<b>27</b>	<b>2,347</b>



# Canvass Report — Total Voters — Official

## General Election — Yakima County, Washington — November 07, 2017

Page 95 of 143

11/28/2017 08:28 AM

Total Number of Voters: 32,207 of 114,669 = 28.09%

Precincts Reporting 0 of 183 = 0.00%

### Selah School District No. 119 Director, Position 1 At-Large

Precinct	Blank Ballots Cast	Over Votes	Under Votes	Total Ballots Cast	Registered Voters	Percent Turnout	Jamie Morford	Write-In	Totals
1501	0	0	40	159	862	18.45%	117	2	119
1502	0	0	74	283	1,097	25.80%	207	2	209
1503	0	0	69	273	861	31.71%	202	2	204
1504	0	0	69	273	1,061	25.73%	198	6	204
3306	0	0	27	115	445	25.84%	86	2	88
3504	0	0	0	0	0	0.00%	0	0	0
3602	1	0	3	15	35	42.86%	12	0	12
3900	0	0	56	269	854	31.50%	211	2	213
3901	0	0	31	112	424	26.42%	80	1	81
3903	1	1	89	349	1,152	30.30%	257	2	259
4108	0	0	66	184	512	35.94%	117	1	118
4112	0	0	104	389	1,168	33.30%	285	0	285
4115	0	0	0	2	3	66.67%	2	0	2
4402	0	1	39	163	547	29.80%	121	2	123
4501	0	0	3	3	5	60.00%	0	0	0
4602	0	0	33	116	436	26.61%	83	0	83
4603	0	0	64	252	868	29.03%	186	2	188
4604	0	0	42	130	358	36.31%	87	1	88
4605	0	0	0	2	6	33.33%	2	0	2
4608	0	0	4	34	98	34.69%	30	0	30
4625	0	0	2	4	10	40.00%	2	0	2
5016	0	0	28	119	472	25.21%	91	0	91
Provisional	0	0	0	0	0	0.00%	0	0	0
<b>Totals:</b>	<b>2</b>	<b>2</b>	<b>843</b>	<b>3,246</b>	<b>11,274</b>		<b>2,376</b>	<b>25</b>	<b>2,401</b>

# Canvass Report — Total Voters — Official

## General Election — Yakima County, Washington — November 07, 2017

Page 96 of 143

11/28/2017 08:28 AM

Total Number of Voters: 32,207 of 114,669 = 28.09%

Precincts Reporting 0 of 183 = 0.00%

### Mabton School District No. 120 Director, District 3

Precinct	Blank Ballots Cast	Over Votes	Under Votes	Total Ballots Cast	Registered Voters	Percent Turnout	Jose Guadalupe Rodriguez	Write-In	Totals
0901	0	0	33	161	611	26.35%	128	0	128
3105	0	0	5	21	104	20.19%	16	0	16
3601	0	0	2	23	36	63.89%	21	0	21
4002	0	0	21	79	317	24.92%	58	0	58
Provisional	0	0	0	0	0	0.00%	0	0	0
<b>Totals:</b>	<b>0</b>	<b>0</b>	<b>61</b>	<b>284</b>	<b>1,068</b>		<b>223</b>	<b>0</b>	<b>223</b>

# Canvass Report — Total Voters — Official

## General Election — Yakima County, Washington — November 07, 2017

Page 97 of 143

11/28/2017 08:28 AM

Total Number of Voters: 32,207 of 114,669 = 28.09%

Precincts Reporting 0 of 183 = 0.00%

### Mabton School District No. 120 Director, Position 1 At-Large

Precinct	Blank Ballots Cast	Over Votes	Under Votes	Total Ballots Cast	Registered Voters	Percent Turnout	Carrie Herrera	Write-In	Totals
0901	0	0	33	161	611	26.35%	127	1	128
3105	0	0	5	21	104	20.19%	16	0	16
3601	0	0	4	23	36	63.89%	19	0	19
4002	0	0	25	79	317	24.92%	54	0	54
Provisional	0	0	0	0	0	0.00%	0	0	0
<b>Totals:</b>	<b>0</b>	<b>0</b>	<b>67</b>	<b>284</b>	<b>1,068</b>		<b>216</b>	<b>1</b>	<b>217</b>

# Canvass Report — Total Voters — Official

## General Election — Yakima County, Washington — November 07, 2017

Page 98 of 143

11/28/2017 08:28 AM

Total Number of Voters: 32,207 of 114,669 = 28.09%

Precincts Reporting 0 of 183 = 0.00%

### Sunnyside School District No. 201 Director, District 2

Precinct	Blank Ballots Cast	Over Votes	Under Votes	Total Ballots Cast	Registered Voters	Percent Turnout	Michelle Lee Emery Perry	Write-In	Totals
1701	0	0	36	162	990	16.36%	123	3	126
1702	0	0	7	31	46	67.39%	24	0	24
1703	0	0	37	174	789	22.05%	133	4	137
1704	0	0	0	0	0	0.00%	0	0	0
1705	1	0	70	281	782	35.93%	198	13	211
1706	0	0	27	190	1,248	15.22%	159	4	163
1708	0	1	30	153	959	15.95%	114	8	122
3304	0	0	1	2	12	16.67%	1	0	1
4109	0	0	87	332	1,139	29.15%	240	5	245
4303	0	0	34	90	281	32.03%	56	0	56
4615	0	0	42	176	708	24.86%	131	3	134
4616	0	0	36	107	315	33.97%	69	2	71
4618	0	0	24	122	459	26.58%	98	0	98
4628	0	0	15	70	294	23.81%	54	1	55
5001	0	0	19	60	270	22.22%	41	0	41
Provisional	0	0	0	0	0	0.00%	0	0	0
<b>Totals:</b>	<b>1</b>	<b>1</b>	<b>465</b>	<b>1,950</b>	<b>8,292</b>		<b>1,441</b>	<b>43</b>	<b>1,484</b>

# Canvass Report — Total Voters — Official

## General Election — Yakima County, Washington — November 07, 2017

Page 99 of 143

11/28/2017 08:28 AM

Total Number of Voters: 32,207 of 114,669 = 28.09%

Precincts Reporting 0 of 183 = 0.00%

### Sunnyside School District No. 201 Director, District 3

Precinct	Blank Ballots Cast	Over Votes	Under Votes	Total Ballots Cast	Registered Voters	Percent Turnout	Steve Winfree	Write-In	Totals
1701	0	0	30	162	990	16.36%	132	0	132
1702	0	0	5	31	46	67.39%	26	0	26
1703	0	0	30	174	789	22.05%	144	0	144
1704	0	0	0	0	0	0.00%	0	0	0
1705	1	0	28	281	782	35.93%	251	2	253
1706	0	0	21	190	1,248	15.22%	167	2	169
1708	0	1	25	153	959	15.95%	124	3	127
3304	0	0	1	2	12	16.67%	1	0	1
4109	0	0	59	332	1,139	29.15%	271	2	273
4303	0	0	25	90	281	32.03%	65	0	65
4615	0	0	34	176	708	24.86%	141	1	142
4616	0	0	21	107	315	33.97%	84	2	86
4618	0	0	19	122	459	26.58%	103	0	103
4628	0	0	17	70	294	23.81%	52	1	53
5001	0	0	15	60	270	22.22%	45	0	45
Provisional	0	0	0	0	0	0.00%	0	0	0
<b>Totals:</b>	<b>1</b>	<b>1</b>	<b>330</b>	<b>1,950</b>	<b>8,292</b>		<b>1,606</b>	<b>13</b>	<b>1,619</b>

# Canvass Report — Total Voters — Official

## General Election — Yakima County, Washington — November 07, 2017

Page 100 of 143

11/28/2017 08:28 AM

Total Number of Voters: 32,207 of 114,669 = 28.09%

Precincts Reporting 0 of 183 = 0.00%

### Toppenish School District No. 202 Director, District 2

Precinct	Blank Ballots Cast	Over Votes	Under Votes	Total Ballots Cast	Registered Voters	Percent Turnout	Zach Dorr	Enedeo Garza, Jr.	Write-In	Totals
2101	0	0	5	166	1,002	16.57%	81	79	1	161
2102	0	0	5	186	763	24.38%	100	81	0	181
2103	0	0	6	193	1,076	17.94%	102	84	1	187
2701	0	0	2	16	45	35.56%	8	6	0	14
3103	0	0	8	149	701	21.26%	94	46	1	141
3104	0	0	11	199	698	28.51%	140	47	1	188
3309	0	0	8	156	736	21.20%	105	43	0	148
Provisional	0	0	0	0	0	0.00%	0	0	0	0
<b>Totals:</b>	<b>0</b>	<b>0</b>	<b>45</b>	<b>1,065</b>	<b>5,021</b>		<b>630</b>	<b>386</b>	<b>4</b>	<b>1,020</b>

# Canvass Report — Total Voters — Official

## General Election — Yakima County, Washington — November 07, 2017

Page 101 of 143

11/28/2017 08:28 AM

Total Number of Voters: 32,207 of 114,669 = 28.09%

Precincts Reporting 0 of 183 = 0.00%

### Toppenish School District No. 202 Director, District 3

Precinct	Blank Ballots Cast	Over Votes	Under Votes	Total Ballots Cast	Registered Voters	Percent Turnout	Richard R. Lommers	Rosa I. Ortiz	Write-In	Totals
2101	0	0	5	166	1,002	16.57%	78	82	1	161
2102	0	0	7	186	763	24.38%	94	85	0	179
2103	0	0	6	193	1,076	17.94%	97	90	0	187
2701	0	0	2	16	45	35.56%	8	6	0	14
3103	0	0	8	149	701	21.26%	79	61	1	141
3104	0	0	9	199	698	28.51%	145	45	0	190
3309	0	0	4	156	736	21.20%	110	42	0	152
Provisional	0	0	0	0	0	0.00%	0	0	0	0
<b>Totals:</b>	<b>0</b>	<b>0</b>	<b>41</b>	<b>1,065</b>	<b>5,021</b>		<b>611</b>	<b>411</b>	<b>2</b>	<b>1,024</b>

# Canvass Report — Total Voters — Official

## General Election — Yakima County, Washington — November 07, 2017

Page 102 of 143

11/28/2017 08:28 AM

Total Number of Voters: 32,207 of 114,669 = 28.09%

Precincts Reporting 0 of 183 = 0.00%

### Highland School District No. 203 Director, District 2

Precinct	Blank Ballots Cast	Over Votes	Under Votes	Total Ballots Cast	Registered Voters	Percent Turnout	David Barnes	Write-In	Totals
1901	0	0	20	108	434	24.88%	87	1	88
3305	0	0	0	1	6	16.67%	1	0	1
3308	0	0	71	242	794	30.48%	166	5	171
3904	0	0	0	6	12	50.00%	6	0	6
4101	0	0	23	102	300	34.00%	79	0	79
4104	0	0	43	176	646	27.24%	132	1	133
4609	0	0	25	111	330	33.64%	84	2	86
4626	0	0	1	7	46	15.22%	6	0	6
4627	0	0	22	94	242	38.84%	70	2	72
5010	0	0	0	1	7	14.29%	1	0	1
Provisional	0	0	0	0	0	0.00%	0	0	0
<b>Totals:</b>	<b>0</b>	<b>0</b>	<b>205</b>	<b>848</b>	<b>2,817</b>		<b>632</b>	<b>11</b>	<b>643</b>



# Canvass Report — Total Voters — Official

## General Election — Yakima County, Washington — November 07, 2017

Page 103 of 143

11/28/2017 08:28 AM

Total Number of Voters: 32,207 of 114,669 = 28.09%

Precincts Reporting 0 of 183 = 0.00%

### Highland School District No. 203 Director, Position 1 At-Large

Precinct	Blank Ballots Cast	Over Votes	Under Votes	Total Ballots Cast	Registered Voters	Percent Turnout	Nicole (Nikki) Keller	Write-In	Totals
1901	0	0	26	108	434	24.88%	80	2	82
3305	0	0	0	1	6	16.67%	1	0	1
3308	0	0	65	242	794	30.48%	171	6	177
3904	0	0	0	6	12	50.00%	6	0	6
4101	0	0	21	102	300	34.00%	78	3	81
4104	0	0	48	176	646	27.24%	127	1	128
4609	0	0	21	111	330	33.64%	85	5	90
4626	0	0	1	7	46	15.22%	6	0	6
4627	0	0	18	94	242	38.84%	74	2	76
5010	0	0	0	1	7	14.29%	1	0	1
Provisional	0	0	0	0	0	0.00%	0	0	0
<b>Totals:</b>	<b>0</b>	<b>0</b>	<b>200</b>	<b>848</b>	<b>2,817</b>		<b>629</b>	<b>19</b>	<b>648</b>

**Canvass Report — Total Voters — Official**  
**General Election — Yakima County, Washington — November 07, 2017**

Page 104 of 143

11/28/2017 08:28 AM

Total Number of Voters: 32,207 of 114,669 = 28.09%

Precincts Reporting 0 of 183 = 0.00%

**Bickleton School District No. 203 Director, Position 4 At-Large**

Precinct	Blank Ballots Cast	Over Votes	Under Votes	Total Ballots Cast	Registered Voters	Percent Turnout	Mary Jo Hanson	Write-In	Totals
3601	0	0	3	12	21	57.14%	9	0	9
Provisional	0	0	0	0	0	0.00%	0	0	0
<b>Totals:</b>	<b>0</b>	<b>0</b>	<b>3</b>	<b>12</b>	<b>21</b>		<b>9</b>	<b>0</b>	<b>9</b>

# Canvass Report — Total Voters — Official

## General Election — Yakima County, Washington — November 07, 2017

Page 105 of 143

11/28/2017 08:28 AM

Total Number of Voters: 32,207 of 114,669 = 28.09%

Precincts Reporting 0 of 183 = 0.00%

### Bickleton School District No. 203 Director, Position 5 At-Large

Precinct	Blank Ballots Cast	Over Votes	Under Votes	Total Ballots Cast	Registered Voters	Percent Turnout	Gary R. Hess	Write-In	Totals
3601	0	0	3	12	21	57.14%	9	0	9
Provisional	0	0	0	0	0	0.00%	0	0	0
<b>Totals:</b>	<b>0</b>	<b>0</b>	<b>3</b>	<b>12</b>	<b>21</b>		<b>9</b>	<b>0</b>	<b>9</b>

# Canvass Report — Total Voters — Official

## General Election — Yakima County, Washington — November 07, 2017

Page 106 of 143

11/28/2017 08:28 AM

Total Number of Voters: 32,207 of 114,669 = 28.09%

Precincts Reporting 0 of 183 = 0.00%

### Granger School District No. 204 Director, District 1

Precinct	Blank Ballots Cast	Over Votes	Under Votes	Total Ballots Cast	Registered Voters	Percent Turnout	Marcy L. Hull	Write-In	Totals
0501	0	0	31	153	1,012	15.12%	116	6	122
3002	0	0	13	56	250	22.40%	43	0	43
3303	1	0	21	101	429	23.54%	79	1	80
3902	0	0	21	91	373	24.40%	70	0	70
4628	0	0	5	15	51	29.41%	10	0	10
Provisional	0	0	0	0	0	0.00%	0	0	0
<b>Totals:</b>	<b>1</b>	<b>0</b>	<b>91</b>	<b>416</b>	<b>2,115</b>		<b>318</b>	<b>7</b>	<b>325</b>

# Canvass Report — Total Voters — Official

## General Election — Yakima County, Washington — November 07, 2017

Page 107 of 143

11/28/2017 08:28 AM

Total Number of Voters: 32,207 of 114,669 = 28.09%

Precincts Reporting 0 of 183 = 0.00%

### Granger School District No. 204 Director, District 5

Precinct	Blank Ballots Cast	Over Votes	Under Votes	Total Ballots Cast	Registered Voters	Percent Turnout	Kyle E. Shinn	Write-In	Totals
0501	0	0	35	153	1,012	15.12%	115	3	118
3002	0	0	8	56	250	22.40%	47	1	48
3303	1	0	22	101	429	23.54%	79	0	79
3902	0	0	21	91	373	24.40%	70	0	70
4628	0	0	4	15	51	29.41%	9	2	11
Provisional	0	0	0	0	0	0.00%	0	0	0
<b>Totals:</b>	<b>1</b>	<b>0</b>	<b>90</b>	<b>416</b>	<b>2,115</b>		<b>320</b>	<b>6</b>	<b>326</b>

# Canvass Report — Total Voters — Official

## General Election — Yakima County, Washington — November 07, 2017

Page 108 of 143

11/28/2017 08:28 AM

Total Number of Voters: 32,207 of 114,669 = 28.09%

Precincts Reporting 0 of 183 = 0.00%

### Zillah School District No. 205 Director, District 1

Precinct	Blank Ballots Cast	Over Votes	Under Votes	Total Ballots Cast	Registered Voters	Percent Turnout	Darrin L. Belton	Write-In	Totals
2701	0	0	27	153	422	36.26%	126	0	126
2702	0	0	66	398	1,004	39.64%	331	1	332
3104	0	0	11	63	191	32.98%	50	2	52
3311	0	0	80	397	1,053	37.70%	314	3	317
4003	0	0	0	0	0	0.00%	0	0	0
Provisional	0	0	0	0	0	0.00%	0	0	0
<b>Totals:</b>	<b>0</b>	<b>0</b>	<b>184</b>	<b>1,011</b>	<b>2,670</b>		<b>821</b>	<b>6</b>	<b>827</b>

# Canvass Report — Total Voters — Official

## General Election — Yakima County, Washington — November 07, 2017

Page 109 of 143

11/28/2017 08:28 AM

Total Number of Voters: 32,207 of 114,669 = 28.09%

Precincts Reporting 0 of 183 = 0.00%

### Zillah School District No. 205 Director, District 2

Precinct	Blank Ballots Cast	Over Votes	Under Votes	Total Ballots Cast	Registered Voters	Percent Turnout	Chris Van Antwerp	Write-In	Totals
2701	0	0	33	153	422	36.26%	115	5	120
2702	0	0	80	398	1,004	39.64%	309	9	318
3104	0	0	12	63	191	32.98%	49	2	51
3311	0	0	99	397	1,053	37.70%	295	3	298
4003	0	0	0	0	0	0.00%	0	0	0
Provisional	0	0	0	0	0	0.00%	0	0	0
<b>Totals:</b>	<b>0</b>	<b>0</b>	<b>224</b>	<b>1,011</b>	<b>2,670</b>		<b>768</b>	<b>19</b>	<b>787</b>

**Canvass Report — Total Voters — Official**  
**General Election — Yakima County, Washington — November 07, 2017**

Page 110 of 143

11/28/2017 08:28 AM

Total Number of Voters: 32,207 of 114,669 = 28.09%

Precincts Reporting 0 of 183 = 0.00%

**Zillah School District No. 205 Director, District 5**

Precinct	Blank Ballots Cast	Over Votes	Under Votes	Total Ballots Cast	Registered Voters	Percent Turnout	Dennis L. Jones	Write-In	Totals
2701	0	0	29	153	422	36.26%	121	3	124
2702	0	0	66	398	1,004	39.64%	330	2	332
3104	0	0	8	63	191	32.98%	53	2	55
3311	0	0	91	397	1,053	37.70%	303	3	306
4003	0	0	0	0	0	0.00%	0	0	0
Provisional	0	0	0	0	0	0.00%	0	0	0
<b>Totals:</b>	<b>0</b>	<b>0</b>	<b>194</b>	<b>1,011</b>	<b>2,670</b>		<b>807</b>	<b>10</b>	<b>817</b>



# Canvass Report — Total Voters — Official

## General Election — Yakima County, Washington — November 07, 2017

Page 111 of 143

11/28/2017 08:28 AM

Total Number of Voters: 32,207 of 114,669 = 28.09%

Precincts Reporting 0 of 183 = 0.00%

### Wapato School District No. 207 Director, District 1

Precinct	Blank Ballots Cast	Over Votes	Under Votes	Total Ballots Cast	Registered Voters	Percent Turnout	Javier Vela	Write-In	Totals
2501	0	0	121	350	945	37.04%	224	5	229
2502	0	1	70	204	566	36.04%	132	1	133
3102	0	0	38	191	915	20.87%	150	3	153
3310	0	0	43	193	1,066	18.11%	142	8	150
3401	0	0	7	63	559	11.27%	54	2	56
3701	0	0	13	44	227	19.38%	31	0	31
4001	0	0	24	63	495	12.73%	36	3	39
4003	0	0	2	11	58	18.97%	9	0	9
4401	0	0	54	153	438	34.93%	97	2	99
4623	0	0	0	0	0	0.00%	0	0	0
Provisional	0	0	0	0	0	0.00%	0	0	0
<b>Totals:</b>	<b>0</b>	<b>1</b>	<b>372</b>	<b>1,272</b>	<b>5,269</b>		<b>875</b>	<b>24</b>	<b>899</b>

# Canvass Report — Total Voters — Official

## General Election — Yakima County, Washington — November 07, 2017

Page 112 of 143

11/28/2017 08:28 AM

Total Number of Voters: 32,207 of 114,669 = 28.09%

Precincts Reporting 0 of 183 = 0.00%

### Wapato School District No. 207 Director, District 2

Precinct	Blank Ballots Cast	Over Votes	Under Votes	Total Ballots Cast	Registered Voters	Percent Turnout	Myron J. Yolo	Write-In	Totals
2501	0	0	130	350	945	37.04%	220	0	220
2502	0	1	67	204	566	36.04%	136	0	136
3102	0	0	31	191	915	20.87%	159	1	160
3310	0	0	38	193	1,066	18.11%	149	6	155
3401	0	0	6	63	559	11.27%	55	2	57
3701	0	0	7	44	227	19.38%	36	1	37
4001	0	0	12	63	495	12.73%	48	3	51
4003	0	0	2	11	58	18.97%	9	0	9
4401	0	0	41	153	438	34.93%	110	2	112
4623	0	0	0	0	0	0.00%	0	0	0
Provisional	0	0	0	0	0	0.00%	0	0	0
<b>Totals:</b>	<b>0</b>	<b>1</b>	<b>334</b>	<b>1,272</b>	<b>5,269</b>		<b>922</b>	<b>15</b>	<b>937</b>

# Canvass Report — Total Voters — Official

## General Election — Yakima County, Washington — November 07, 2017

Page 113 of 143

11/28/2017 08:28 AM

Total Number of Voters: 32,207 of 114,669 = 28.09%

Precincts Reporting 0 of 183 = 0.00%

### West Valley School District No. 208 Director, District 2

Precinct	Blank Ballots Cast	Over Votes	Under Votes	Total Ballots Cast	Registered Voters	Percent Turnout	Michael J. Thorne	Write-In	Totals
0163	0	0	102	384	793	48.42%	278	4	282
0167	0	0	23	87	176	49.43%	64	0	64
0168	0	0	2	2	7	28.57%	0	0	0
0177	0	0	96	375	1,035	36.23%	276	3	279
0179	0	0	84	301	810	37.16%	215	2	217
0180	1	0	68	245	934	26.23%	174	3	177
0181	0	0	90	336	976	34.43%	243	3	246
0182	0	0	125	484	1,245	38.88%	354	5	359
0183	1	0	86	309	695	44.46%	222	1	223
0185	0	0	113	341	859	39.70%	226	2	228
0186	0	0	55	187	568	32.92%	132	0	132
0187	0	0	103	327	813	40.22%	224	0	224
0188	0	0	75	228	699	32.62%	153	0	153
0189	0	0	78	251	730	34.38%	172	1	173
0190	0	0	48	183	518	35.33%	134	1	135
0191	0	0	0	0	2	0.00%	0	0	0
0192	0	0	32	140	698	20.06%	107	1	108
0193	0	0	34	160	400	40.00%	125	1	126
3004	0	0	3	13	31	41.94%	9	1	10
3203	0	0	67	283	852	33.22%	212	4	216
3205	0	0	104	348	1,134	30.69%	240	4	244
3301	0	1	46	173	574	30.14%	119	7	126
3605	0	0	100	264	814	32.43%	154	10	164
4114	0	0	85	280	816	34.31%	191	4	195
4601	0	0	3	8	16	50.00%	3	2	5
4623	0	0	16	32	113	28.32%	16	0	16
4801	0	0	124	364	1,183	30.77%	235	5	240
5003	0	0	56	226	805	28.07%	165	5	170
5010	0	0	36	83	191	43.46%	47	0	47
5014	0	0	69	243	803	30.26%	168	6	174
5020	0	0	51	161	458	35.15%	109	1	110
Provisional	0	0	0	0	0	0.00%	0	0	0

**Canvass Report — Total Voters — Official  
General Election — Yakima County, Washington — November 07, 2017**

Page 114 of 143

11/28/2017 08:28 AM

Total Number of Voters: 32,207 of 114,669 = 28.09%

Precincts Reporting 0 of 183 = 0.00%

Totals:	2	1	1,974	6,818	19,748	4,767	76	4,843
---------	---	---	-------	-------	--------	-------	----	-------

# Canvass Report — Total Voters — Official

## General Election — Yakima County, Washington — November 07, 2017

Page 115 of 143

11/28/2017 08:28 AM

Total Number of Voters: 32,207 of 114,669 = 28.09%

Precincts Reporting 0 of 183 = 0.00%

### West Valley School District No. 208 Director, District 3

Precinct	Blank Ballots Cast	Over Votes	Under Votes	Total Ballots Cast	Registered Voters	Percent Turnout	Mark A. Strong	Write-In	Totals
0163	0	0	125	384	793	48.42%	258	1	259
0167	0	0	24	87	176	49.43%	63	0	63
0168	0	0	2	2	7	28.57%	0	0	0
0177	0	0	101	375	1,035	36.23%	269	5	274
0179	0	0	93	301	810	37.16%	206	2	208
0180	1	0	80	245	934	26.23%	163	2	165
0181	0	0	92	336	976	34.43%	242	2	244
0182	0	0	145	484	1,245	38.88%	337	2	339
0183	1	0	110	309	695	44.46%	199	0	199
0185	0	0	132	341	859	39.70%	207	2	209
0186	0	0	58	187	568	32.92%	129	0	129
0187	0	0	109	327	813	40.22%	217	1	218
0188	0	0	79	228	699	32.62%	147	2	149
0189	0	0	80	251	730	34.38%	170	1	171
0190	0	0	52	183	518	35.33%	131	0	131
0191	0	0	0	0	2	0.00%	0	0	0
0192	0	0	32	140	698	20.06%	107	1	108
0193	0	0	41	160	400	40.00%	119	0	119
3004	0	0	2	13	31	41.94%	10	1	11
3203	0	0	84	283	852	33.22%	198	1	199
3205	0	0	111	348	1,134	30.69%	234	3	237
3301	0	1	49	173	574	30.14%	116	7	123
3605	0	0	98	264	814	32.43%	157	9	166
4114	0	0	95	280	816	34.31%	180	5	185
4601	0	0	3	8	16	50.00%	3	2	5
4623	0	0	15	32	113	28.32%	17	0	17
4801	0	0	130	364	1,183	30.77%	231	3	234
5003	0	0	62	226	805	28.07%	160	4	164
5010	0	0	39	83	191	43.46%	44	0	44
5014	0	0	70	243	803	30.26%	164	9	173
5020	0	0	54	161	458	35.15%	106	1	107
Provisional	0	0	0	0	0	0.00%	0	0	0

**Canvass Report — Total Voters — Official**  
**General Election — Yakima County, Washington — November 07, 2017**

Page 116 of 143

11/28/2017 08:28 AM

Total Number of Voters: 32,207 of 114,669 = 28.09%

Precincts Reporting 0 of 183 = 0.00%

Totals:	2	1	2,167	6,818	19,748	4,584	66	4,650
---------	---	---	-------	-------	--------	-------	----	-------

# Canvass Report — Total Voters — Official

## General Election — Yakima County, Washington — November 07, 2017

Page 117 of 143

11/28/2017 08:28 AM

Total Number of Voters: 32,207 of 114,669 = 28.09%

Precincts Reporting 0 of 183 = 0.00%

### West Valley School District No. 208 Director, District 4

Precinct	Blank Ballots Cast	Over Votes	Under Votes	Total Ballots Cast	Registered Voters	Percent Turnout	Jeffrey Smith	Write-In	Totals
0163	0	0	114	384	793	48.42%	269	1	270
0167	0	0	24	87	176	49.43%	63	0	63
0168	0	0	2	2	7	28.57%	0	0	0
0177	0	0	101	375	1,035	36.23%	269	5	274
0179	0	0	86	301	810	37.16%	213	2	215
0180	1	0	73	245	934	26.23%	169	3	172
0181	0	1	93	336	976	34.43%	240	2	242
0182	0	0	131	484	1,245	38.88%	346	7	353
0183	1	0	104	309	695	44.46%	205	0	205
0185	0	0	127	341	859	39.70%	211	3	214
0186	0	0	55	187	568	32.92%	132	0	132
0187	0	0	105	327	813	40.22%	221	1	222
0188	0	0	76	228	699	32.62%	152	0	152
0189	0	0	76	251	730	34.38%	174	1	175
0190	0	0	49	183	518	35.33%	134	0	134
0191	0	0	0	0	2	0.00%	0	0	0
0192	0	0	33	140	698	20.06%	106	1	107
0193	0	0	39	160	400	40.00%	121	0	121
3004	0	0	4	13	31	41.94%	8	1	9
3203	0	0	83	283	852	33.22%	198	2	200
3205	0	0	117	348	1,134	30.69%	227	4	231
3301	0	1	47	173	574	30.14%	118	7	125
3605	0	0	98	264	814	32.43%	158	8	166
4114	0	0	94	280	816	34.31%	182	4	186
4601	0	0	3	8	16	50.00%	3	2	5
4623	0	0	15	32	113	28.32%	17	0	17
4801	0	0	131	364	1,183	30.77%	230	3	233
5003	0	0	64	226	805	28.07%	158	4	162
5010	0	0	40	83	191	43.46%	43	0	43
5014	0	0	69	243	803	30.26%	167	7	174
5020	0	0	54	161	458	35.15%	105	2	107
Provisional	0	0	0	0	0	0.00%	0	0	0

**Canvass Report — Total Voters — Official**  
**General Election — Yakima County, Washington — November 07, 2017**

Page 118 of 143

11/28/2017 08:28 AM

Total Number of Voters: 32,207 of 114,669 = 28.09%

Precincts Reporting 0 of 183 = 0.00%

<b>Totals:</b>	2	2	2,107	6,818	19,748	4,639	70	4,709
----------------	---	---	-------	-------	--------	-------	----	-------



# Canvass Report — Total Voters — Official

## General Election — Yakima County, Washington — November 07, 2017

Page 119 of 143

11/28/2017 08:28 AM

Total Number of Voters: 32,207 of 114,669 = 28.09%

Precincts Reporting 0 of 183 = 0.00%

### Mt. Adams School District No. 209 Director, District 3

Precinct	Blank Ballots Cast	Over Votes	Under Votes	Total Ballots Cast	Registered Voters	Percent Turnout	Gregory J. Bailey	Write-In	Totals
0701	0	0	9	58	278	20.86%	48	1	49
3701	0	0	18	123	532	23.12%	105	0	105
5012	0	0	23	154	1,093	14.09%	130	1	131
Provisional	0	0	0	0	0	0.00%	0	0	0
<b>Totals:</b>	<b>0</b>	<b>0</b>	<b>50</b>	<b>335</b>	<b>1,903</b>		<b>283</b>	<b>2</b>	<b>285</b>

# Canvass Report — Total Voters — Official

## General Election — Yakima County, Washington — November 07, 2017

Page 120 of 143

11/28/2017 08:28 AM

Total Number of Voters: 32,207 of 114,669 = 28.09%

Precincts Reporting 0 of 183 = 0.00%

### Mt. Adams School District No. 209 Director, District 4

Precinct	Blank Ballots Cast	Over Votes	Under Votes	Total Ballots Cast	Registered Voters	Percent Turnout	Carol Hull	Write-In	Totals
0701	0	0	7	58	278	20.86%	51	0	51
3701	0	0	21	123	532	23.12%	101	1	102
5012	0	0	21	154	1,093	14.09%	131	2	133
Provisional	0	0	0	0	0	0.00%	0	0	0
<b>Totals:</b>	<b>0</b>	<b>0</b>	<b>49</b>	<b>335</b>	<b>1,903</b>		<b>283</b>	<b>3</b>	<b>286</b>

# Canvass Report — Total Voters — Official

## General Election — Yakima County, Washington — November 07, 2017

Page 121 of 143

11/28/2017 08:28 AM

Total Number of Voters: 32,207 of 114,669 = 28.09%

Precincts Reporting 0 of 183 = 0.00%

### Mt. Adams School District No. 209 Director, District 5

Precinct	Blank Ballots Cast	Over Votes	Under Votes	Total Ballots Cast	Registered Voters	Percent Turnout	Linda L. King	Write-In	Totals
0701	0	0	9	58	278	20.86%	48	1	49
3701	0	0	24	123	532	23.12%	95	4	99
5012	0	1	36	154	1,093	14.09%	111	6	117
Provisional	0	0	0	0	0	0.00%	0	0	0
<b>Totals:</b>	<b>0</b>	<b>1</b>	<b>69</b>	<b>335</b>	<b>1,903</b>		<b>254</b>	<b>11</b>	<b>265</b>

# Canvass Report — Total Voters — Official

## General Election — Yakima County, Washington — November 07, 2017

Page 122 of 143

11/28/2017 08:28 AM

Total Number of Voters: 32,207 of 114,669 = 28.09%

Precincts Reporting 0 of 183 = 0.00%

### Fire Protection District No. 1 Commissioner, Position 1

Precinct	Blank Ballots Cast	Over Votes	Under Votes	Total Ballots Cast	Registered Voters	Percent Turnout	Sam Glanzer	Write-In	Totals
1901	0	0	16	108	434	24.88%	89	3	92
3308	0	0	47	242	794	30.48%	187	8	195
4104	0	0	34	176	646	27.24%	142	0	142
4609	0	0	14	107	323	33.13%	91	2	93
Provisional	0	0	0	0	0	0.00%	0	0	0
<b>Totals:</b>	<b>0</b>	<b>0</b>	<b>111</b>	<b>633</b>	<b>2,197</b>		<b>509</b>	<b>13</b>	<b>522</b>

# Canvass Report — Total Voters — Official

## General Election — Yakima County, Washington — November 07, 2017

Page 123 of 143

11/28/2017 08:28 AM

Total Number of Voters: 32,207 of 114,669 = 28.09%

Precincts Reporting 0 of 183 = 0.00%

### Fire Protection District No. 2 Commissioner, Position 1

Precinct	Blank Ballots Cast	Over Votes	Under Votes	Total Ballots Cast	Registered Voters	Percent Turnout	Brad Helms	Write-In	Totals
3306	0	0	23	115	445	25.84%	91	1	92
3900	0	0	43	269	854	31.50%	225	1	226
3901	0	0	17	112	424	26.42%	94	1	95
3903	1	1	70	349	1,152	30.30%	278	0	278
4102	0	0	11	30	75	40.00%	19	0	19
4108	0	0	56	197	531	37.10%	141	0	141
4112	0	0	69	389	1,168	33.30%	319	1	320
4115	0	0	31	94	287	32.75%	62	1	63
4402	0	0	32	166	552	30.07%	132	2	134
4602	0	0	23	116	436	26.61%	93	0	93
4603	0	0	50	252	868	29.03%	202	0	202
4604	0	0	32	130	358	36.31%	98	0	98
4605	0	0	0	2	6	33.33%	2	0	2
4608	0	0	3	34	98	34.69%	31	0	31
4625	0	0	2	4	10	40.00%	2	0	2
5016	0	0	13	119	472	25.21%	106	0	106
Provisional	0	0	0	0	0	0.00%	0	0	0
<b>Totals:</b>	<b>1</b>	<b>1</b>	<b>475</b>	<b>2,378</b>	<b>7,736</b>		<b>1,895</b>	<b>7</b>	<b>1,902</b>

# Canvass Report — Total Voters — Official

## General Election — Yakima County, Washington — November 07, 2017

Page 124 of 143

11/28/2017 08:28 AM

Total Number of Voters: 32,207 of 114,669 = 28.09%

Precincts Reporting 0 of 183 = 0.00%

### Fire Protection District No. 4 Commissioner, Position 1

Precinct	Blank Ballots Cast	Over Votes	Under Votes	Total Ballots Cast	Registered Voters	Percent Turnout	Dan McNulty	Ben St. Mary	Write-In	Totals
1101	0	0	32	185	983	18.82%	65	87	1	153
1103	0	0	39	225	826	27.24%	65	121	0	186
3106	0	0	43	225	722	31.16%	101	79	2	182
3206	0	0	66	329	853	38.57%	131	129	3	263
3304	0	0	52	256	792	32.32%	81	123	0	204
3504	0	0	4	11	23	47.83%	4	3	0	7
4003	0	0	53	357	1,188	30.05%	100	201	3	304
4005	0	0	23	163	460	35.43%	71	68	1	140
4106	0	0	44	213	673	31.65%	73	96	0	169
4401	0	0	0	1	2	50.00%	1	0	0	1
4501	0	0	7	44	290	15.17%	23	14	0	37
4504	0	0	41	216	579	37.31%	88	86	1	175
4606	0	0	67	315	1,040	30.29%	145	101	2	248
4802	0	0	75	407	1,256	32.40%	172	159	1	332
5101	0	0	37	139	395	35.19%	53	49	0	102
Provisional	0	0	0	0	0	0.00%	0	0	0	0
<b>Totals:</b>	<b>0</b>	<b>0</b>	<b>583</b>	<b>3,086</b>	<b>10,082</b>		<b>1,173</b>	<b>1,316</b>	<b>14</b>	<b>2,503</b>

# Canvass Report — Total Voters — Official

## General Election — Yakima County, Washington — November 07, 2017

Page 125 of 143

11/28/2017 08:28 AM

Total Number of Voters: 32,207 of 114,669 = 28.09%

Precincts Reporting 0 of 183 = 0.00%

### Fire Protection District No. 4 Commissioner, Position 3

Precinct	Blank Ballots Cast	Over Votes	Under Votes	Total Ballots Cast	Registered Voters	Percent Turnout	David Ramynke	Write-In	Totals
1101	0	0	50	185	983	18.82%	130	5	135
1103	0	0	45	225	826	27.24%	179	1	180
3106	0	0	53	225	722	31.16%	169	3	172
3206	0	0	88	329	853	38.57%	238	3	241
3304	0	0	75	256	792	32.32%	179	2	181
3504	0	0	3	11	23	47.83%	5	3	8
4003	0	0	99	357	1,188	30.05%	255	3	258
4005	0	0	28	163	460	35.43%	134	1	135
4106	0	0	51	213	673	31.65%	160	2	162
4401	0	0	0	1	2	50.00%	1	0	1
4501	0	0	8	44	290	15.17%	36	0	36
4504	0	0	44	216	579	37.31%	171	1	172
4606	0	0	93	315	1,040	30.29%	216	6	222
4802	0	1	112	407	1,256	32.40%	291	3	294
5101	0	0	43	139	395	35.19%	96	0	96
Provisional	0	0	0	0	0	0.00%	0	0	0
<b>Totals:</b>	<b>0</b>	<b>1</b>	<b>792</b>	<b>3,086</b>	<b>10,082</b>		<b>2,260</b>	<b>33</b>	<b>2,293</b>

# Canvass Report — Total Voters — Official

## General Election — Yakima County, Washington — November 07, 2017

Page 126 of 143

11/28/2017 08:28 AM

Total Number of Voters: 32,207 of 114,669 = 28.09%

Precincts Reporting 0 of 183 = 0.00%

### Fire Protection District No. 5 Commissioner, Position 1

Precinct	Blank Ballots Cast	Over Votes	Under Votes	Total Ballots Cast	Registered Voters	Percent Turnout	Ernest W. Gasseing	Write-In	Totals
3002	0	0	11	56	250	22.40%	45	0	45
3100	0	0	58	250	865	28.90%	191	1	192
3101	0	0	21	122	407	29.98%	100	1	101
3102	0	0	11	191	915	20.87%	180	0	180
3103	0	0	25	149	701	21.26%	123	1	124
3104	0	0	41	262	889	29.47%	219	2	221
3105	0	0	4	20	101	19.80%	16	0	16
3303	1	0	23	101	429	23.54%	78	0	78
3309	0	0	20	153	729	20.99%	128	5	133
3310	0	0	22	193	1,066	18.11%	167	4	171
3311	0	0	95	397	1,053	37.70%	301	1	302
3401	0	0	7	63	559	11.27%	55	1	56
3701	0	0	22	163	749	21.76%	141	0	141
3902	0	0	20	91	373	24.40%	71	0	71
4001	0	0	8	61	493	12.37%	52	1	53
4002	0	0	17	74	307	24.10%	57	0	57
4105	0	0	35	124	404	30.69%	88	1	89
4109	0	0	85	332	1,139	29.15%	246	1	247
4303	0	0	23	90	281	32.03%	67	0	67
4401	0	0	36	152	427	35.60%	115	1	116
4615	0	0	32	176	708	24.86%	143	1	144
4616	0	0	28	107	315	33.97%	79	0	79
4618	0	0	29	166	586	28.33%	137	0	137
4628	0	0	18	85	345	24.64%	66	1	67
5001	0	0	16	60	270	22.22%	44	0	44
5012	0	0	26	152	1,018	14.93%	125	1	126
Provisional	0	0	0	0	0	0.00%	0	0	0
<b>Totals:</b>	<b>1</b>	<b>0</b>	<b>733</b>	<b>3,790</b>	<b>15,379</b>		<b>3,034</b>	<b>23</b>	<b>3,057</b>



# Canvass Report — Total Voters — Official

## General Election — Yakima County, Washington — November 07, 2017

Page 127 of 143

11/28/2017 08:28 AM

Total Number of Voters: 32,207 of 114,669 = 28.09%

Precincts Reporting 0 of 183 = 0.00%

### Fire Protection District No. 6 Commissioner, Position 1

Precinct	Blank Ballots Cast	Over Votes	Under Votes	Total Ballots Cast	Registered Voters	Percent Turnout	Tom Robbert	Write-In	Totals
3208	1	0	1	1	9	11.11%	0	0	0
3313	0	0	23	89	232	38.36%	66	0	66
3602	1	0	100	388	1,181	32.85%	286	2	288
3905	0	0	29	83	254	32.68%	54	0	54
4111	0	0	73	294	864	34.03%	220	1	221
4115	0	0	0	0	6	0.00%	0	0	0
Provisional	0	0	0	0	0	0.00%	0	0	0
<b>Totals:</b>	<b>2</b>	<b>0</b>	<b>226</b>	<b>855</b>	<b>2,546</b>		<b>626</b>	<b>3</b>	<b>629</b>

**Canvass Report — Total Voters — Official**  
**General Election — Yakima County, Washington — November 07, 2017**

Page 128 of 143

11/28/2017 08:28 AM

Total Number of Voters: 32,207 of 114,669 = 28.09%

Precincts Reporting 0 of 183 = 0.00%

**Fire Protection District No. 7 Commissioner, Position 1**

Precinct	Blank Ballots Cast	Over Votes	Under Votes	Total Ballots Cast	Registered Voters	Percent Turnout	Gordon A. King	Write-In	Totals
3105	0	0	0	1	3	33.33%	1	0	1
3601	0	0	3	35	57	61.40%	32	0	32
4002	0	0	0	2	2	100.00%	2	0	2
Provisional	0	0	0	0	0	0.00%	0	0	0
<b>Totals:</b>	<b>0</b>	<b>0</b>	<b>3</b>	<b>38</b>	<b>62</b>		<b>35</b>	<b>0</b>	<b>35</b>

# Canvass Report — Total Voters — Official

## General Election — Yakima County, Washington — November 07, 2017

Page 129 of 143

11/28/2017 08:28 AM

Total Number of Voters: 32,207 of 114,669 = 28.09%

Precincts Reporting 0 of 183 = 0.00%

### Fire Protection District No. 9 Commissioner, Position 1

Precinct	Blank Ballots Cast	Over Votes	Under Votes	Total Ballots Cast	Registered Voters	Percent Turnout	Ted Vander Houwen	Write-In	Totals
3904	0	0	10	75	255	29.41%	65	0	65
4101	0	0	18	102	300	34.00%	84	0	84
4627	0	0	13	95	253	37.55%	81	1	82
Provisional	0	0	0	0	0	0.00%	0	0	0
<b>Totals:</b>	<b>0</b>	<b>0</b>	<b>41</b>	<b>272</b>	<b>808</b>		<b>230</b>	<b>1</b>	<b>231</b>

**Canvass Report — Total Voters — Official**  
**General Election — Yakima County, Washington — November 07, 2017**

Page 130 of 143

11/28/2017 08:28 AM

Total Number of Voters: 32,207 of 114,669 = 28.09%

Precincts Reporting 0 of 183 = 0.00%

**Fire Protection District No. 9 Commissioner, Position 3**

Precinct	Blank Ballots Cast	Over Votes	Under Votes	Total Ballots Cast	Registered Voters	Percent Turnout	Tom Berndt	Write-In	Totals
3904	0	0	14	75	255	29.41%	61	0	61
4101	0	0	25	102	300	34.00%	77	0	77
4627	0	0	22	95	253	37.55%	70	3	73
Provisional	0	0	0	0	0	0.00%	0	0	0
<b>Totals:</b>	<b>0</b>	<b>0</b>	<b>61</b>	<b>272</b>	<b>808</b>		<b>208</b>	<b>3</b>	<b>211</b>

# Canvass Report — Total Voters — Official

## General Election — Yakima County, Washington — November 07, 2017

Page 131 of 143

11/28/2017 08:28 AM

Total Number of Voters: 32,207 of 114,669 = 28.09%

Precincts Reporting 0 of 183 = 0.00%

### Fire Protection District No. 11 Commissioner, Position 1

Precinct	Blank Ballots Cast	Over Votes	Under Votes	Total Ballots Cast	Registered Voters	Percent Turnout	Thomas Sevigny	Write-In	Totals
3301	0	0	0	0	0	0.00%	0	0	0
4624	0	0	21	93	332	28.01%	72	0	72
Provisional	0	0	0	0	0	0.00%	0	0	0
<b>Totals:</b>	<b>0</b>	<b>0</b>	<b>21</b>	<b>93</b>	<b>332</b>		<b>72</b>	<b>0</b>	<b>72</b>

# Canvass Report — Total Voters — Official

## General Election — Yakima County, Washington — November 07, 2017

Page 132 of 143

11/28/2017 08:28 AM

Total Number of Voters: 32,207 of 114,669 = 28.09%

Precincts Reporting 0 of 183 = 0.00%

### Fire Protection District No. 11 Commissioner, Position 3

Precinct	Blank Ballots Cast	Over Votes	Under Votes	Total Ballots Cast	Registered Voters	Percent Turnout	Ken McAllister	Write-In	Totals
3301	0	0	0	0	0	0.00%	0	0	0
4624	0	0	20	93	332	28.01%	72	1	73
Provisional	0	0	0	0	0	0.00%	0	0	0
<b>Totals:</b>	<b>0</b>	<b>0</b>	<b>20</b>	<b>93</b>	<b>332</b>		<b>72</b>	<b>1</b>	<b>73</b>

# Canvass Report — Total Voters — Official

## General Election — Yakima County, Washington — November 07, 2017

Page 133 of 143

11/28/2017 08:28 AM

Total Number of Voters: 32,207 of 114,669 = 28.09%

Precincts Reporting 0 of 183 = 0.00%

### Fire Protection District No. 12 Commissioner, Position 1

Precinct	Blank Ballots Cast	Over Votes	Under Votes	Total Ballots Cast	Registered Voters	Percent Turnout	Jim Borst	Write-In	Totals
3004	0	0	2	13	31	41.94%	10	1	11
3203	0	0	80	283	852	33.22%	202	1	203
3205	0	1	97	348	1,134	30.69%	248	2	250
3208	1	0	9	17	51	33.33%	8	0	8
3301	0	1	42	173	574	30.14%	124	6	130
3605	0	0	88	264	814	32.43%	167	9	176
4114	0	0	81	280	816	34.31%	196	3	199
4623	0	0	14	32	113	28.32%	18	0	18
4626	0	0	1	7	46	15.22%	6	0	6
4801	0	0	116	364	1,183	30.77%	243	5	248
5003	0	0	55	226	805	28.07%	165	6	171
5010	0	0	33	68	164	41.46%	35	0	35
5014	0	0	59	243	803	30.26%	177	7	184
5020	0	0	53	161	458	35.15%	107	1	108
Provisional	0	0	0	0	0	0.00%	0	0	0
<b>Totals:</b>	<b>1</b>	<b>2</b>	<b>730</b>	<b>2,479</b>	<b>7,844</b>		<b>1,706</b>	<b>41</b>	<b>1,747</b>

# Canvass Report — Total Voters — Official

## General Election — Yakima County, Washington — November 07, 2017

Page 134 of 143

11/28/2017 08:28 AM

Total Number of Voters: 32,207 of 114,669 = 28.09%

Precincts Reporting 0 of 183 = 0.00%

### Fire Protection District No. 14 Commissioner, Position 1

Precinct	Blank Ballots Cast	Over Votes	Under Votes	Total Ballots Cast	Registered Voters	Percent Turnout	Steve Nevens	Write-In	Totals
3204	0	0	8	46	85	54.12%	32	6	38
4102	0	0	51	234	603	38.81%	163	20	183
Provisional	0	0	0	0	0	0.00%	0	0	0
<b>Totals:</b>	<b>0</b>	<b>0</b>	<b>59</b>	<b>280</b>	<b>688</b>		<b>195</b>	<b>26</b>	<b>221</b>



# Canvass Report — Total Voters — Official

## General Election — Yakima County, Washington — November 07, 2017

Page 135 of 143

11/28/2017 08:28 AM

Total Number of Voters: 32,207 of 114,669 = 28.09%

Precincts Reporting 0 of 183 = 0.00%

### Port of Grandview Commissioner, District 1

Precinct	Blank Ballots Cast	Over Votes	Under Votes	Total Ballots Cast	Registered Voters	Percent Turnout	Richard Shenyer	Write-In	Totals
0301	0	0	5	48	308	15.58%	42	1	43
0302	0	0	29	137	880	15.57%	107	1	108
0303	1	0	35	167	967	17.27%	132	0	132
0304	0	0	18	71	243	29.22%	50	3	53
0305	0	0	4	8	30	26.67%	4	0	4
0306	0	0	37	233	935	24.92%	194	2	196
0307	0	0	5	16	76	21.05%	11	0	11
0308	0	0	0	0	5	0.00%	0	0	0
3100	0	0	62	250	865	28.90%	188	0	188
3101	0	0	22	122	407	29.98%	100	0	100
3105	0	0	5	21	104	20.19%	16	0	16
4105	0	0	39	124	404	30.69%	82	3	85
5001	0	0	16	60	270	22.22%	44	0	44
Provisional	0	0	0	0	0	0.00%	0	0	0
<b>Totals:</b>	<b>1</b>	<b>0</b>	<b>277</b>	<b>1,257</b>	<b>5,494</b>		<b>970</b>	<b>10</b>	<b>980</b>

# Canvass Report — Total Voters — Official

## General Election — Yakima County, Washington — November 07, 2017

Page 136 of 143

11/28/2017 08:28 AM

Total Number of Voters: 32,207 of 114,669 = 28.09%

Precincts Reporting 0 of 183 = 0.00%

### Port of Sunnyside Commissioner, District 2

Precinct	Blank Ballots Cast	Over Votes	Under Votes	Total Ballots Cast	Registered Voters	Percent Turnout	Jeffrey E. Matson	Tyler Schilperoort	Write-In	Totals
1701	0	0	12	162	990	16.36%	57	92	1	150
1702	0	0	2	31	46	67.39%	10	19	0	29
1703	0	0	8	174	789	22.05%	58	108	0	166
1704	0	0	0	0	0	0.00%	0	0	0	0
1705	1	0	3	281	782	35.93%	102	176	0	278
1706	0	0	8	190	1,248	15.22%	64	118	0	182
1708	0	1	9	153	959	15.95%	58	83	2	143
3304	0	0	0	5	22	22.73%	1	4	0	5
3902	0	0	12	91	373	24.40%	28	51	0	79
4109	0	0	23	332	1,139	29.15%	93	216	0	309
4303	0	1	7	90	281	32.03%	30	52	0	82
4615	0	0	12	176	708	24.86%	65	99	0	164
4616	0	0	4	107	315	33.97%	29	74	0	103
4618	0	0	9	166	586	28.33%	35	122	0	157
4628	0	0	3	85	345	24.64%	37	45	0	82
5202	0	0	0	0	5	0.00%	0	0	0	0
Provisional	0	0	0	0	0	0.00%	0	0	0	0
<b>Totals:</b>	<b>1</b>	<b>2</b>	<b>112</b>	<b>2,043</b>	<b>8,588</b>		<b>667</b>	<b>1,259</b>	<b>3</b>	<b>1,929</b>

**Canvass Report — Total Voters — Official**  
**General Election — Yakima County, Washington — November 07, 2017**

Page 137 of 143

11/28/2017 08:28 AM

Total Number of Voters: 32,207 of 114,669 = 28.09%

Precincts Reporting 0 of 183 = 0.00%

**Cowiche Sewer District Commissioner, Position 1**

Precinct	Blank Ballots Cast	Over Votes	Under Votes	Total Ballots Cast	Registered Voters	Percent Turnout	Nicole Hart	Write-In	Totals
4104	0	0	5	16	126	12.70%	11	0	11
Provisional	0	0	0	0	0	0.00%	0	0	0
<b>Totals:</b>	<b>0</b>	<b>0</b>	<b>5</b>	<b>16</b>	<b>126</b>		<b>11</b>	<b>0</b>	<b>11</b>

**Canvass Report — Total Voters — Official**  
**General Election — Yakima County, Washington — November 07, 2017**

Page 138 of 143

11/28/2017 08:28 AM

Total Number of Voters: 32,207 of 114,669 = 28.09%

Precincts Reporting 0 of 183 = 0.00%

**Cowiche Sewer District Commissioner, Position 3**

Precinct	Blank Ballots Cast	Over Votes	Under Votes	Total Ballots Cast	Registered Voters	Percent Turnout	Rosa Barragan	Write-In	Totals
4104	0	0	4	16	126	12.70%	12	0	12
Provisional	0	0	0	0	0	0.00%	0	0	0
<b>Totals:</b>	<b>0</b>	<b>0</b>	<b>4</b>	<b>16</b>	<b>126</b>		<b>12</b>	<b>0</b>	<b>12</b>

# Canvass Report — Total Voters — Official

## General Election — Yakima County, Washington — November 07, 2017

Page 139 of 143

11/28/2017 08:28 AM

Total Number of Voters: 32,207 of 114,669 = 28.09%

Precincts Reporting 0 of 183 = 0.00%

### Terrace Heights Sewer District Commissioner, Position 1

Precinct	Blank Ballots Cast	Over Votes	Under Votes	Total Ballots Cast	Registered Voters	Percent Turnout	Frank M. Sliger	Write-In	Totals
3106	0	0	61	225	722	31.16%	160	4	164
3206	0	0	66	240	633	37.91%	169	5	174
4106	0	0	4	22	80	27.50%	18	0	18
4501	0	0	4	23	147	15.65%	19	0	19
4504	0	0	49	199	520	38.27%	144	6	150
4606	0	0	66	207	481	43.04%	138	3	141
4802	0	0	111	407	1,256	32.40%	288	8	296
5101	0	0	23	80	239	33.47%	57	0	57
Provisional	0	0	0	0	0	0.00%	0	0	0
<b>Totals:</b>	<b>0</b>	<b>0</b>	<b>384</b>	<b>1,403</b>	<b>4,078</b>		<b>993</b>	<b>26</b>	<b>1,019</b>

# Canvass Report — Total Voters — Official

## General Election — Yakima County, Washington — November 07, 2017

Page 140 of 143

11/28/2017 08:28 AM

Total Number of Voters: 32,207 of 114,669 = 28.09%

Precincts Reporting 0 of 183 = 0.00%

### Terrace Heights Sewer District Commissioner, Position 2

Precinct	Blank Ballots Cast	Over Votes	Under Votes	Total Ballots Cast	Registered Voters	Percent Turnout	Harold Sliger	Write-In	Totals
3106	0	0	56	225	722	31.16%	165	4	169
3206	0	0	64	240	633	37.91%	171	5	176
4106	0	0	4	22	80	27.50%	18	0	18
4501	0	0	4	23	147	15.65%	19	0	19
4504	0	0	51	199	520	38.27%	140	8	148
4606	0	0	66	207	481	43.04%	138	3	141
4802	0	0	116	407	1,256	32.40%	285	6	291
5101	0	0	23	80	239	33.47%	57	0	57
Provisional	0	0	0	0	0	0.00%	0	0	0
<b>Totals:</b>	<b>0</b>	<b>0</b>	<b>384</b>	<b>1,403</b>	<b>4,078</b>		<b>993</b>	<b>26</b>	<b>1,019</b>

# Canvass Report — Total Voters — Official

## General Election — Yakima County, Washington — November 07, 2017

Page 141 of 143

11/28/2017 08:28 AM

Total Number of Voters: 32,207 of 114,669 = 28.09%

Precincts Reporting 0 of 183 = 0.00%

### Naches Park & Recreation District Commissioner, District 2

Precinct	Blank Ballots Cast	Over Votes	Under Votes	Total Ballots Cast	Registered Voters	Percent Turnout	Tammy K. Archer	Write-In	Totals
1301	0	0	31	145	485	29.90%	114	0	114
3305	0	0	63	214	711	30.10%	150	1	151
4115	0	0	11	42	117	35.90%	31	0	31
Provisional	0	0	0	0	0	0.00%	0	0	0
<b>Totals:</b>	<b>0</b>	<b>0</b>	<b>105</b>	<b>401</b>	<b>1,313</b>		<b>295</b>	<b>1</b>	<b>296</b>

# Canvass Report — Total Voters — Official

## General Election — Yakima County, Washington — November 07, 2017

Page 142 of 143

11/28/2017 08:28 AM

Total Number of Voters: 32,207 of 114,669 = 28.09%

Precincts Reporting 0 of 183 = 0.00%

### Naches Park & Recreation District Commissioner, District 5

Precinct	Blank Ballots Cast	Over Votes	Under Votes	Total Ballots Cast	Registered Voters	Percent Turnout	Paul Stanton	Write-In	Totals
1301	0	0	31	145	485	29.90%	113	1	114
3305	0	0	62	214	711	30.10%	151	1	152
4115	0	0	11	42	117	35.90%	31	0	31
Provisional	0	0	0	0	0	0.00%	0	0	0
<b>Totals:</b>	<b>0</b>	<b>0</b>	<b>104</b>	<b>401</b>	<b>1,313</b>		<b>295</b>	<b>2</b>	<b>297</b>



# Canvass Report — Total Voters — Official

## General Election — Yakima County, Washington — November 07, 2017

Page 143 of 143

11/28/2017 08:28 AM

Total Number of Voters: 32,207 of 114,669 = 28.09%

Precincts Reporting 0 of 183 = 0.00%

### Fire Protection District No. 6 Proposition No. 1

Precinct	Blank Ballots Cast	Over Votes	Under Votes	Total Ballots Cast	Registered Voters	Percent Turnout	Approved	Rejected	Totals
3208	1	0	0	1	9	11.11%	1	0	1
3313	0	0	2	89	232	38.36%	57	30	87
3602	1	0	13	388	1,181	32.85%	280	95	375
3905	0	0	0	83	254	32.68%	51	32	83
4111	0	0	3	294	864	34.03%	206	85	291
4115	0	0	0	0	6	0.00%	0	0	0
Provisional	0	0	0	0	0	0.00%	0	0	0
<b>Totals:</b>	<b>2</b>	<b>0</b>	<b>18</b>	<b>855</b>	<b>2,546</b>		<b>595</b>	<b>242</b>	<b>837</b>

**Unresolved Write-Ins — Official  
General Election — Yakima County, Washington — November 07,2017**

Page 1 of 106

11/28/2017 08:23 AM

Total Number of Voters : 32,207 of 114,669 = 28.09%

Precincts Reporting 0 of 183 = 0.00%

Contest Title	Unresolved Write-In Names	Number of Votes
City of Grandview Council, Position 1		
	Brad Jones	1
	Jesse Palacios	1
	Joe Mora	1
	John Smith	1
	Moo Kang	1
	Not a valid vote	2
	Seymour Skinner	1
	Zulema Valencia	1
Total Unresolved Write-In Names for Contest: 8		
Total number of votes:		9

**Unresolved Write-Ins — Official  
General Election — Yakima County, Washington — November 07,2017**

Page 2 of 106

11/28/2017 08:23 AM

Total Number of Voters : 32,207 of 114,669 = 28.09%

Precincts Reporting 0 of 183 = 0.00%

Contest Title	Unresolved Write-In Names	Number of Votes
City of Grandview Council, Position 2		
	Dale Burgeson	1
	Ed Smith	1
	Isaac Kleiner	1
	Joe Mora	1
	John Smith	1
	Juan Casteneala	1
	Not a valid vote	1
Total Unresolved Write-In Names for Contest:		7
Total number of votes:		7

**Unresolved Write-Ins — Official  
General Election — Yakima County, Washington — November 07,2017**

Page 3 of 106

11/28/2017 08:23 AM

Total Number of Voters : 32,207 of 114,669 = 28.09%

Precincts Reporting 0 of 183 = 0.00%

Contest Title	Unresolved Write-In Names	Number of Votes
City of Grandview Council, Position 3		
	Lois Chilton	1
	Matt Charvet	1
	Mike Bren	1
Total Unresolved Write-In Names for Contest: 3		
Total number of votes:		3

**Unresolved Write-Ins — Official  
General Election — Yakima County, Washington — November 07,2017**

Page 4 of 106

11/28/2017 08:23 AM

Total Number of Voters : 32,207 of 114,669 = 28.09%

Precincts Reporting 0 of 183 = 0.00%

Contest Title	Unresolved Write-In Names	Number of Votes
City of Granger Mayor		
	Dennis Harris	1
	Jack Burnes	1
	Jose Cardenas	2
	Not a valid vote	1
	Paul Golob	1
Total Unresolved Write-In Names for Contest: 5		
Total number of votes:		6

**Unresolved Write-Ins — Official  
General Election — Yakima County, Washington — November 07,2017**

Page 5 of 106

11/28/2017 08:23 AM

Total Number of Voters : 32,207 of 114,669 = 28.09%

Precincts Reporting 0 of 183 = 0.00%

Contest Title	Unresolved Write-In Names	Number of Votes
City of Granger Council, Position 1		
	Dennis Harris	2
	Ed Post	1
	Not a valid vote	1
Total Unresolved Write-In Names for Contest: 3		
Total number of votes:		4

**Unresolved Write-Ins — Official  
General Election — Yakima County, Washington — November 07,2017**

Page 6 of 106

11/28/2017 08:23 AM

Total Number of Voters : 32,207 of 114,669 = 28.09%

Precincts Reporting 0 of 183 = 0.00%

Contest Title	Unresolved Write-In Names	Number of Votes
City of Granger Council, Position 2		
	Ed Post	1
	Edward Post	1
	Michael P. Wyknanko	1
	Mike Wyknenk	1
	Not a valid vote	1
	Roy Cardneas	1
Total Unresolved Write-In Names for Contest: 6		
Total number of votes:		6

**Unresolved Write-Ins — Official  
General Election — Yakima County, Washington — November 07,2017**

Page 7 of 106

11/28/2017 08:23 AM

Total Number of Voters : 32,207 of 114,669 = 28.09%

Precincts Reporting 0 of 183 = 0.00%

Contest Title	Unresolved Write-In Names	Number of Votes
City of Granger Council, Position 3		
	Alfredo Cardenas	1
	Mario Valenzuela	2
	Micheal Zuniga	1
Total Unresolved Write-In Names for Contest: 3		
Total number of votes:		4



**Unresolved Write-Ins — Official  
General Election — Yakima County, Washington — November 07,2017**

Page 8 of 106

11/28/2017 08:23 AM

Total Number of Voters : 32,207 of 114,669 = 28.09%

Precincts Reporting 0 of 183 = 0.00%

Contest Title	Unresolved Write-In Names	Number of Votes
Town of Harrah Council, Position 1		
	Frank Whitefoot	1
	Not a valid vote	1
Total Unresolved Write-In Names for Contest: 2		
Total number of votes:		2

**Unresolved Write-Ins — Official  
General Election — Yakima County, Washington — November 07,2017**

Page 9 of 106

11/28/2017 08:23 AM

Total Number of Voters : 32,207 of 114,669 = 28.09%

Precincts Reporting 0 of 183 = 0.00%

Contest Title	Unresolved Write-In Names	Number of Votes
Town of Harrah Council, Position 2	Jan Whitefoot	1
Total Unresolved Write-In Names for Contest: 1		
Total number of votes:		1

**Unresolved Write-Ins — Official  
General Election — Yakima County, Washington — November 07,2017**

Page 10 of 106

11/28/2017 08:23 AM

Total Number of Voters : 32,207 of 114,669 = 28.09%

Precincts Reporting 0 of 183 = 0.00%

Contest Title	Unresolved Write-In Names	Number of Votes
City of Mabton Mayor	Stephanie Sanchez	1
Total Unresolved Write-In Names for Contest: 1		
Total number of votes:		1

**Unresolved Write-Ins — Official  
General Election — Yakima County, Washington — November 07,2017**

Page 11 of 106

11/28/2017 08:23 AM

Total Number of Voters : 32,207 of 114,669 = 28.09%

Precincts Reporting 0 of 183 = 0.00%

Contest Title	Unresolved Write-In Names	Number of Votes
City of Mabton Council, Position 1		
	James Adams	1
	Laura Vazquez	1
	Mark Carney	1
Total Unresolved Write-In Names for Contest: 3		
Total number of votes:		3

**Unresolved Write-Ins — Official  
General Election — Yakima County, Washington — November 07,2017**

Page 12 of 106

11/28/2017 08:23 AM

Total Number of Voters : 32,207 of 114,669 = 28.09%

Precincts Reporting 0 of 183 = 0.00%

Contest Title	Unresolved Write-In Names	Number of Votes
City of Moxee Council, Position 1		
	Nathan Mora	1
	Not a valid vote	1
Total Unresolved Write-In Names for Contest: 2		
Total number of votes:		2

**Unresolved Write-Ins — Official  
General Election — Yakima County, Washington — November 07,2017**

Page 13 of 106

11/28/2017 08:23 AM

Total Number of Voters : 32,207 of 114,669 = 28.09%

Precincts Reporting 0 of 183 = 0.00%

Contest Title	Unresolved Write-In Names	Number of Votes
City of Moxee Council, Position 2		
	David Zabell	1
	John Olson	1
	Leo J Hull	1
	Not a valid vote	2
Total Unresolved Write-In Names for Contest: 4		
Total number of votes:		5

**Unresolved Write-Ins — Official  
General Election — Yakima County, Washington — November 07,2017**

Page 14 of 106

11/28/2017 08:23 AM

Total Number of Voters : 32,207 of 114,669 = 28.09%

Precincts Reporting 0 of 183 = 0.00%

Contest Title	Unresolved Write-In Names	Number of Votes
Town of Naches Council, Position 1		
	Benjamin Ranger	1
	Julie Rhae Birge	1
	Julie Rhea Birge	1
	Kit Hawver	1
Total Unresolved Write-In Names for Contest: 4		
Total number of votes:		4

**Unresolved Write-Ins — Official  
General Election — Yakima County, Washington — November 07,2017**

Page 15 of 106

11/28/2017 08:23 AM

Total Number of Voters : 32,207 of 114,669 = 28.09%

Precincts Reporting 0 of 183 = 0.00%

Contest Title	Unresolved Write-In Names	Number of Votes
Town of Naches Council, Position 3		
	Buzz (Don) Goznel	1
	Karen Walker	1
	Wayne Hawver	1
Total Unresolved Write-In Names for Contest: 3		
Total number of votes:		3



**Unresolved Write-Ins — Official  
General Election — Yakima County, Washington — November 07,2017**

Page 16 of 106

11/28/2017 08:23 AM

Total Number of Voters : 32,207 of 114,669 = 28.09%

Precincts Reporting 0 of 183 = 0.00%

Contest Title	Unresolved Write-In Names	Number of Votes
Town of Naches Council, Position 5		
	Jeffrey D. Walker	1
	Susan Ranger	1
	William Guyton	1
Total Unresolved Write-In Names for Contest: 3		
Total number of votes:		3

**Unresolved Write-Ins — Official  
General Election — Yakima County, Washington — November 07,2017**

Page 17 of 106

11/28/2017 08:23 AM

Total Number of Voters : 32,207 of 114,669 = 28.09%

Precincts Reporting 0 of 183 = 0.00%

Contest Title	Unresolved Write-In Names	Number of Votes
City of Selah Council, Position 1		
	Anthony Huck	1
	Chuck Foster	1
	Del Peterson	1
	Lisa Smith	1
	Martin C. Hawkins	1
	Mike Temple	1
	Not a valid vote	1
	Rex Reed	1
	Robert Jones	1
	Tim Johnson	3
	Vermin Supreme	1
Total Unresolved Write-In Names for Contest: 11		
Total number of votes:		13

**Unresolved Write-Ins — Official**  
**General Election — Yakima County, Washington — November 07,2017**

Page 18 of 106

11/28/2017 08:23 AM

Total Number of Voters : 32,207 of 114,669 = 28.09%

Precincts Reporting 0 of 183 = 0.00%

Contest Title	Unresolved Write-In Names	Number of Votes
City of Selah Council, Position 2		
	Anthony Huck	1
	Brad Helms	1
	Cathy Warnock	1
	Del Peterson	1
	Hunter Blehm	1
	James Worley	1
	Michael Knapp	1
	Mike Temple	1
	Not a valid vote	3
	Robert Hatch	1
	Tom Warnock	1
	Vermin Supreme	1
Total Unresolved Write-In Names for Contest: 12		
Total number of votes:		14

**Unresolved Write-Ins — Official**  
**General Election — Yakima County, Washington — November 07,2017**

Page 19 of 106

11/28/2017 08:23 AM

Total Number of Voters : 32,207 of 114,669 = 28.09%

Precincts Reporting 0 of 183 = 0.00%

Contest Title	Unresolved Write-In Names	Number of Votes
City of Selah Council, Position 3		
	Anthony Huck	1
	Cathy Warnock	1
	Del Peterson	1
	Eddie Banks	1
	Gene Thorpe	1
	Jack McClain	1
	Lina Worley	1
	Mike Temple	1
	Not a valid vote	3
	Richard Sims	1
	Tom Warnock	1
	Vermin Supreme	1
Total Unresolved Write-In Names for Contest: 12		
Total number of votes:		14

**Unresolved Write-Ins — Official  
General Election — Yakima County, Washington — November 07,2017**

Page 20 of 106

11/28/2017 08:23 AM

Total Number of Voters : 32,207 of 114,669 = 28.09%

Precincts Reporting 0 of 183 = 0.00%

Contest Title	Unresolved Write-In Names	Number of Votes
City of Sunnyside Council, District 1		
	Antonio Hidalgo	1
	Benie Aguilar	1
	Bob Hurst	1
	Greg Schlieve	1
	Linda Denson	1
	Mike Farmer	1
	Not a valid vote	4
	Synthia Maxwell	1
Total Unresolved Write-In Names for Contest: 8		
Total number of votes:		11

**Unresolved Write-Ins — Official  
General Election — Yakima County, Washington — November 07,2017**

Page 21 of 106

11/28/2017 08:23 AM

Total Number of Voters : 32,207 of 114,669 = 28.09%

Precincts Reporting 0 of 183 = 0.00%

Contest Title	Unresolved Write-In Names	Number of Votes
City of Sunnyside Council, District 2		
	Benie Aguilar	1
	Not a valid vote	4
	Patrica Combs	1
	Patricia Combs	1
	Terresa Hancock	1
	Theresa Hancock	8
	Uncertified	1
Total Unresolved Write-In Names for Contest: 7		
Total number of votes:		17

**Unresolved Write-Ins — Official  
General Election — Yakima County, Washington — November 07,2017**

Page 22 of 106

11/28/2017 08:23 AM

Total Number of Voters : 32,207 of 114,669 = 28.09%

Precincts Reporting 0 of 183 = 0.00%

Contest Title	Unresolved Write-In Names	Number of Votes
City of Sunnyside Council, District 3		
	Kenny Stinnett	1
	Not a valid vote	3
	Teresa Hancock	1
	Theresa Hancock	1
Total Unresolved Write-In Names for Contest:		4
Total number of votes:		6

**Unresolved Write-Ins — Official**  
**General Election — Yakima County, Washington — November 07,2017**

Page 23 of 106

11/28/2017 08:23 AM

Total Number of Voters : 32,207 of 114,669 = 28.09%

Precincts Reporting 0 of 183 = 0.00%

Contest Title	Unresolved Write-In Names	Number of Votes
City of Sunnyside Council, District 4		
	Bob Hurst	2
	Jimmi Davis	1
	Marselina Garcia	1
	Mike Farmer	1
	Not a valid vote	7
	Pete Marquez	1
	Teresa Hancock	2
	Theresa Hancock	3
	Thresa Hancock	1
	Tyson Sowers	2
Total Unresolved Write-In Names for Contest: 10		
Total number of votes:		21



**Unresolved Write-Ins — Official  
General Election — Yakima County, Washington — November 07,2017**

Page 24 of 106

11/28/2017 08:23 AM

Total Number of Voters : 32,207 of 114,669 = 28.09%

Precincts Reporting 0 of 183 = 0.00%

Contest Title	Unresolved Write-In Names	Number of Votes
City of Tieton Council, Position 1		
	Helen Maricskind	1
	Helen Marieskina	1
	Not a valid vote	1
	Stanley R. Hall	2
Total Unresolved Write-In Names for Contest: 4		
Total number of votes:		5

**Unresolved Write-Ins — Official  
General Election — Yakima County, Washington — November 07,2017**

Page 25 of 106

11/28/2017 08:23 AM

Total Number of Voters : 32,207 of 114,669 = 28.09%

Precincts Reporting 0 of 183 = 0.00%

Contest Title	Unresolved Write-In Names	Number of Votes
City of Tieton Council, Position 2		
	Helen Maricskind	1
	Helen Marieskind	1
Total Unresolved Write-In Names for Contest: 2		
Total number of votes:		2

**Unresolved Write-Ins — Official  
General Election — Yakima County, Washington — November 07,2017**

Page 26 of 106

11/28/2017 08:23 AM

Total Number of Voters : 32,207 of 114,669 = 28.09%

Precincts Reporting 0 of 183 = 0.00%

Contest Title	Unresolved Write-In Names	Number of Votes
City of Tieton Council, Position 3	Carl Strickland	1
	Helen Maricskind	1
	Helen Marieskind	1
	Not a valid vote	1
	Stanley R Hall	1
	Stanley R. Hall	2
	<hr/>	
Total Unresolved Write-In Names for Contest: 6		
Total number of votes:		7

**Unresolved Write-Ins — Official  
General Election — Yakima County, Washington — November 07,2017**

Page 27 of 106

11/28/2017 08:23 AM

Total Number of Voters : 32,207 of 114,669 = 28.09%

Precincts Reporting 0 of 183 = 0.00%

Contest Title	Unresolved Write-In Names	Number of Votes
City of Toppenish Council, Position 1		
	Arlne George	1
	Christopher Rambur	1
	Enedea Garza	1
	Not a valid vote	8
	Randy Taylor	2
	Tim Beard	1
	Walt Wegener	1
	Zulina Salinas	1
Total Unresolved Write-In Names for Contest: 8		
Total number of votes:		16

**Unresolved Write-Ins — Official  
General Election — Yakima County, Washington — November 07,2017**

Page 28 of 106

11/28/2017 08:23 AM

Total Number of Voters : 32,207 of 114,669 = 28.09%

Precincts Reporting 0 of 183 = 0.00%

Contest Title	Unresolved Write-In Names	Number of Votes
City of Toppenish Council, Position 2		
	Archie Washines	1
	Clara Jhinenez	1
	Ed Pacheco	1
	Not a valid vote	10
	Ramona Smartlowit	1
	Richard Baker	2
	Zulina Salinas	1
Total Unresolved Write-In Names for Contest: 7		
Total number of votes:		17

**Unresolved Write-Ins — Official  
General Election — Yakima County, Washington — November 07,2017**

Page 29 of 106

11/28/2017 08:23 AM

Total Number of Voters : 32,207 of 114,669 = 28.09%

Precincts Reporting 0 of 183 = 0.00%

Contest Title	Unresolved Write-In Names	Number of Votes
City of Toppenish Council, Position 3		
	Enedco Garza	1
	Janie Navarro	1
	Loren Belton	1
	Margret Beard	1
	Mart Marer	1
	Nathan Capetillo	1
	Not a valid vote	2
	Stephanie Dorr	1
	Zulina Salinas	1
Total Unresolved Write-In Names for Contest: 9		
Total number of votes:		10

**Unresolved Write-Ins — Official  
General Election — Yakima County, Washington — November 07,2017**

Page 30 of 106

11/28/2017 08:23 AM

Total Number of Voters : 32,207 of 114,669 = 28.09%

Precincts Reporting 0 of 183 = 0.00%

Contest Title	Unresolved Write-In Names	Number of Votes
City of Toppenish Council, Position 4		
	Joshua Schutz	1
	Judy Calhand	1
	Not a valid vote	6
	Walt Wegener	1
	Zulina Salinas	1
Total Unresolved Write-In Names for Contest: 5		
Total number of votes:		10

**Unresolved Write-Ins — Official  
General Election — Yakima County, Washington — November 07,2017**

Page 31 of 106

11/28/2017 08:23 AM

Total Number of Voters : 32,207 of 114,669 = 28.09%

Precincts Reporting 0 of 183 = 0.00%

Contest Title	Unresolved Write-In Names	Number of Votes
City of Union Gap Council, Position 1		
	Jaunda Krebs	1
	Jim Lemon	1
	Joe Jackman	2
	Juanda Krebs	1
	Lorena Fernandez	2
	Mike Brown	2
	Not a valid vote	7
	Rocky Nelson	2
	Wanda Krebs	1
Total Unresolved Write-In Names for Contest:		9
Total number of votes:		19



**Unresolved Write-Ins — Official  
General Election — Yakima County, Washington — November 07,2017**

Page 32 of 106

11/28/2017 08:23 AM

Total Number of Voters : 32,207 of 114,669 = 28.09%

Precincts Reporting 0 of 183 = 0.00%

Contest Title	Unresolved Write-In Names	Number of Votes
City of Union Gap Council, Position 2		
	Not a valid vote	4
	Randy Sperle Sr.	2
	Thelma Beddoe	1
Total Unresolved Write-In Names for Contest: 3		
Total number of votes:		7

**Unresolved Write-Ins — Official  
General Election — Yakima County, Washington — November 07,2017**

Page 33 of 106

11/28/2017 08:23 AM

Total Number of Voters : 32,207 of 114,669 = 28.09%

Precincts Reporting 0 of 183 = 0.00%

Contest Title	Unresolved Write-In Names	Number of Votes
City of Union Gap Council, Position 3		
	Efren Ramirez	1
	Not a valid vote	2
	<hr/>	
Total Unresolved Write-In Names for Contest: 2		
Total number of votes:		3
<hr/>		

Unresolved Write-Ins — Official  
General Election — Yakima County, Washington — November 07,2017

Total Number of Voters : 32,207 of 114,669 = 28.09%

Precincts Reporting 0 of 183 = 0.00%

Contest Title	Unresolved Write-In Names	Number of Votes
City of Union Gap Council, Position 7	Not a valid vote	2
Total Unresolved Write-In Names for Contest: 1		
Total number of votes:		2

**Unresolved Write-Ins — Official  
General Election — Yakima County, Washington — November 07,2017**

Page 35 of 106

11/28/2017 08:23 AM

Total Number of Voters : 32,207 of 114,669 = 28.09%

Precincts Reporting 0 of 183 = 0.00%

Contest Title	Unresolved Write-In Names	Number of Votes
City of Wapato Mayor		
	Gelith Elwell, Jr.	1
	Golith Elwell Jr.	1
Total Unresolved Write-In Names for Contest: 2		
Total number of votes:		2

**Unresolved Write-Ins — Official  
General Election — Yakima County, Washington — November 07,2017**

Page 36 of 106

11/28/2017 08:23 AM

Total Number of Voters : 32,207 of 114,669 = 28.09%

Precincts Reporting 0 of 183 = 0.00%

Contest Title	Unresolved Write-In Names	Number of Votes
City of Wapato Council, Position 1		
	Alberto Nunez	1
	Brenda Garcia	1
	Not a valid vote	6
	Pedro De Pacas	1
	Peg Lamebull	1
	Rafael Deleon Jr.	1
	Robert Ramirez	2
	Sergio Avila	3
Total Unresolved Write-In Names for Contest: 8		
Total number of votes:		16

**Unresolved Write-Ins — Official  
General Election — Yakima County, Washington — November 07,2017**

Page 37 of 106

11/28/2017 08:23 AM

Total Number of Voters : 32,207 of 114,669 = 28.09%

Precincts Reporting 0 of 183 = 0.00%

Contest Title	Unresolved Write-In Names	Number of Votes
City of Wapato Council, Position 2		
	Brenda Garcia	1
	Delma Deleon	1
	Guadalupe Lopez	1
	Hazel Celestine	2
	Not a valid vote	2
	Peggy Lamebull	1
Total Unresolved Write-In Names for Contest: 6		
Total number of votes:		8

**Unresolved Write-Ins — Official**  
**General Election — Yakima County, Washington — November 07,2017**

Page 38 of 106

11/28/2017 08:23 AM

Total Number of Voters : 32,207 of 114,669 = 28.09%

Precincts Reporting 0 of 183 = 0.00%

Contest Title	Unresolved Write-In Names	Number of Votes
City of Wapato Council, Position 3		
	Alberto Nunez	1
	Brenda Garcia	1
	Dyana Dills	1
	Frank Hernandez Jr.	1
	Frank Jaime	2
	Frank Jamie	1
	Goliah Ellwell	1
	Le High John	1
	Lehigh John	1
	Not a valid vote	1
	Ted Lamebull	1
Total Unresolved Write-In Names for Contest: 11		
Total number of votes:		12

**Unresolved Write-Ins — Official  
General Election — Yakima County, Washington — November 07,2017**

Page 39 of 106

11/28/2017 08:23 AM

Total Number of Voters : 32,207 of 114,669 = 28.09%

Precincts Reporting 0 of 183 = 0.00%

Contest Title	Unresolved Write-In Names	Number of Votes
City of Wapato Council, Position 5		
	Jasmine Perez	2
	Not a valid vote	1
Total Unresolved Write-In Names for Contest: 2		
Total number of votes:		3



**Unresolved Write-Ins — Official  
General Election — Yakima County, Washington — November 07,2017**

Page 40 of 106

11/28/2017 08:23 AM

Total Number of Voters : 32,207 of 114,669 = 28.09%

Precincts Reporting 0 of 183 = 0.00%

Contest Title	Unresolved Write-In Names	Number of Votes
City of Wapato Council, Position 7 At-Large		
	Brenda Garcia	1
	Chevne Lamebull	1
	Mary Lopez	1
	Not a valid vote	1
Total Unresolved Write-In Names for Contest: 4		
Total number of votes:		4

**Unresolved Write-Ins — Official  
General Election — Yakima County, Washington — November 07,2017**

Page 41 of 106

11/28/2017 08:23 AM

Total Number of Voters : 32,207 of 114,669 = 28.09%

Precincts Reporting 0 of 183 = 0.00%

Contest Title	Unresolved Write-In Names	Number of Votes
City of Yakima Council, District 4		
	Chelsea Mack	1
	Jack Muirhead	1
	Jason White	1
	Jeff Clemmons	1
	Jill Clemmons	1
	Not a valid vote	6
	Richard D Donini	1
	Tony Sandoval	1
	Williams	1
Total Unresolved Write-In Names for Contest: 9		
Total number of votes:		14

**Unresolved Write-Ins — Official  
General Election — Yakima County, Washington — November 07,2017**

Page 42 of 106

11/28/2017 08:23 AM

Total Number of Voters : 32,207 of 114,669 = 28.09%

Precincts Reporting 0 of 183 = 0.00%

Contest Title	Unresolved Write-In Names	Number of Votes
City of Yakima Council, District 6		
	Chris Lorry	1
	Gilbert Knotts	1
	John Anthony Tate	1
	Michael Caulfield	1
	Neal Lessenger	1
	Not a valid vote	3
	Roy E. Gondo	1
	Roy Gondo	1
Total Unresolved Write-In Names for Contest: 8		
Total number of votes:		10

**Unresolved Write-Ins — Official  
General Election — Yakima County, Washington — November 07,2017**

Page 43 of 106

11/28/2017 08:23 AM

Total Number of Voters : 32,207 of 114,669 = 28.09%

Precincts Reporting 0 of 183 = 0.00%

Contest Title	Unresolved Write-In Names	Number of Votes
City of Zillah Mayor	Curt Walker	1
	John Hill	1
	<hr/>	
Total Unresolved Write-In Names for Contest: 2		
Total number of votes:		2
<hr/>		

**Unresolved Write-Ins — Official  
General Election — Yakima County, Washington — November 07,2017**

Page 44 of 106

11/28/2017 08:23 AM

Total Number of Voters : 32,207 of 114,669 = 28.09%

Precincts Reporting 0 of 183 = 0.00%

Contest Title	Unresolved Write-In Names	Number of Votes
City of Zillah Council, Position 1	Clayton Bar	1
	Clayton Barr	1
	Justin Dunsmore	1
	Nick Koerner	1
	Not a valid vote	1
Total Unresolved Write-In Names for Contest: 5		
Total number of votes:		5

**Unresolved Write-Ins — Official  
General Election — Yakima County, Washington — November 07,2017**

Page 45 of 106

11/28/2017 08:23 AM

Total Number of Voters : 32,207 of 114,669 = 28.09%

Precincts Reporting 0 of 183 = 0.00%

Contest Title	Unresolved Write-In Names	Number of Votes
City of Zillah Council, Position 2		
	Brady Widner	1
	Butch T. Cougar	1
	Nick Koerner	1
	Not a valid vote	1
Total Unresolved Write-In Names for Contest: 4		
Total number of votes:		4

# Unresolved Write-Ins — Official

## General Election — Yakima County, Washington — November 07, 2017

Page 46 of 106

11/28/2017 08:23 AM

Total Number of Voters : 32,207 of 114,669 = 28.09%

Precincts Reporting 0 of 183 = 0.00%

Contest Title	Unresolved Write-In Names	Number of Votes
City of Yakima Municipal Court Judge, Position 1		
	Aaron Case	1
	Adam Smidt	2
	Alex Keane	1
	Alfonso Gorp	1
	Ashly Crawford	1
	Azalea Koestler	1
	Barry Woodard	1
	Bill Brock	3
	Bill Lover	1
	Brad Mellotte	1
	Carolyn Norton	1
	Cecil Wolfe	1
	Charles Bonner	2
	Charles R. Ross	1
	Chris Paul	1
	Christian P Saunders	1
	Christien P Saunders	1
	Curtis Pulliam	1
	Daniel D. Clark	2
	Daniel Dean Clark	1
	Dave Ettl	1
	David Guyer	1
	Diane Hehir	1
	Efren Hernandez Jr.	1
	Elmer Ward	1
	Etoy Alford	1
	Foster Hernandez	1
	Fred Nelson	1
	Gar Con	1
	Gary Zumwalt	1
	Gilbert Knotts	1
	Giovanni Severino	1
	Glen Warren	1
	Greg Church	1
	Hector Leal	1
	Hoban Washbourne	1
	James E. Hibbs	1
	Jay Carmony	1
	Jeanne M. Lowell	2
	Jeff Cutter	1
	Jeff Perkins	2
	Jeffery J. Perkins	1
	Joe Mann	1

# Unresolved Write-Ins — Official

## General Election — Yakima County, Washington — November 07, 2017

Page 47 of 106

11/28/2017 08:23 AM

Total Number of Voters : 32,207 of 114,669 = 28.09%

Precincts Reporting 0 of 183 = 0.00%

Contest Title	Unresolved Write-In Names	Number of Votes
City of Yakima Municipal Court Judge, Position 1	<i>Continued..</i>	
	John G. Hall	1
	Jose Bustos	1
	Joseph Weeks	1
	Kathy Bonlender	1
	Kevin Ramos	1
	Landon Wilkinson	1
	Linden C. Asbell	1
	Madeline Ball	1
	Marcus Whitman	1
	Max Saenz	1
	Michael Caulfield	1
	Michael H. Childs	1
	Mike Pecheos	1
	Mike Shinn	1
	Not a valid vote	54
	Pablo Gonzales	1
	Paul D. Edmondson	1
	Peggy Cuillier	1
	Ralph Thompson, Jr.	2
	Ramses R. Yates	2
	Ray Alexander	1
	Reed Pell	1
	Richard W Siegel	1
	Sam Kinison	1
	Sean Worley	1
	Shane Macias	1
	Shelly Nolan	1
	Steve Grunewald	1
	Tessa St. Plantaire	1
	Timothy Carlson	1
	Troy Carr	1
	Troy Clements	1
	Van Brassington	1
	Vanessa Reaussau	1
	Zachery Stambaugh	1
<b>Total Unresolved Write-In Names for Contest: 78</b>		
<b>Total number of votes:</b>		<b>140</b>



# Unresolved Write-Ins — Official

## General Election — Yakima County, Washington — November 07, 2017

Page 48 of 106

11/28/2017 08:23 AM

Total Number of Voters : 32,207 of 114,669 = 28.09%

Precincts Reporting 0 of 183 = 0.00%

Contest Title	Unresolved Write-In Names	Number of Votes
City of Yakima Municipal Court Judge, Position 2		
	Adam Smidt	2
	Alicia Karr	1
	Barry Woodard	1
	Bill Brock	3
	Bill Hicks	1
	Blanca Rodrigues	1
	Cathy Zumwalt	1
	Chad Dold	1
	Charles Bonner	2
	Charles R. Ross	1
	Daniel D. Clark	1
	Daniel Dean Clark	1
	Dave Edler	1
	David Cortez	1
	David Elofson	1
	Ellie Lambert	1
	Etoy Alford	1
	Forbes Mercy	1
	Gilbert Knotts	1
	Giovanni Severino	1
	Glen Warren	1
	Hector Leal	1
	James Parks	1
	Jamie Hutton	1
	Jay Carmony	1
	Jeanne M. Lowell	2
	Jeff Perkins	2
	Jeffery J. Perkins	1
	John G. Hall	1
	Jolene Conner	1
	Jose Bustos	1
	Joseph P. Riley	1
	Joseph Weeks	1
	Kaylee Frye	1
	Kevin Ramos	1
	Linden C. Asbell	1
	Max Saenz	1
	Michael Caulfield	1
	Michael G Ocha	1
	Michael G. Ochoa	1
	Michael H. Childs	1
	Michael Hunt	1
	Mike Collins	1

**Unresolved Write-Ins — Official  
General Election — Yakima County, Washington — November 07,2017**

Page 49 of 106

11/28/2017 08:23 AM

Total Number of Voters : 32,207 of 114,669 = 28.09%

Precincts Reporting 0 of 183 = 0.00%

Contest Title	Unresolved Write-In Names	Number of Votes
City of Yakima Municipal Court Judge, Position 2		<i>Continued..</i>
	Mike Dika	1
	Mike Pecheos	1
	Nancy Spungen	1
	Not a valid vote	47
	Pablo Gonzales	1
	Pat Paulson	1
	Pat Smith	1
	Patty Dion	1
	Paul D. Edmondson	1
	Paul Larson	1
	Pedro Hernandez	2
	Ramses R. Yates	2
	Ray Alexander	1
	Reed Pell	1
	Richard W Siegel	1
	Robert Tenney	1
	Ron Ellis	1
	Sanson P.	1
	Shane Macias	1
	Skyler Young	1
	Sonia Rodriguez True	1
	Terry Austin	1
	Timothy Carlson	1
	Victor Lava	1
	Vincent Tomaso	1
	Walter Raleigh	1
<b>Total Unresolved Write-In Names for Contest: 69</b>		
<b>Total number of votes:</b>		<b>123</b>

**Unresolved Write-Ins — Official  
General Election — Yakima County, Washington — November 07,2017**

Page 50 of 106

11/28/2017 08:23 AM

Total Number of Voters : 32,207 of 114,669 = 28.09%

Precincts Reporting 0 of 183 = 0.00%

Contest Title	Unresolved Write-In Names	Number of Votes
Union Gap School District No. 2 Director, District 3		
	Karl Hendricks	1
	Loraina Fernandez	1
	Loraine Fernandez	1
	Loraine Ferndez	1
	Lorena Fernandez	2
	Not a valid vote	1
Total Unresolved Write-In Names for Contest: 6		
Total number of votes:		7

**Unresolved Write-Ins — Official  
General Election — Yakima County, Washington — November 07,2017**

Page 51 of 106

11/28/2017 08:23 AM

Total Number of Voters : 32,207 of 114,669 = 28.09%

Precincts Reporting 0 of 183 = 0.00%

Contest Title	Unresolved Write-In Names	Number of Votes
Union Gap School District No. 2 Director, Position 1 At-Large		
	Maragrita Soto	1
	Not a valid vote	2
Total Unresolved Write-In Names for Contest: 2		
Total number of votes:		3

**Unresolved Write-Ins — Official**  
**General Election — Yakima County, Washington — November 07,2017**

Page 52 of 106

11/28/2017 08:23 AM

Total Number of Voters : 32,207 of 114,669 = 28.09%

Precincts Reporting 0 of 183 = 0.00%

Contest Title	Unresolved Write-In Names	Number of Votes
Naches Valley School District No. Jt3 Director, District 1		
	Bill Razey	1
	Brenda Molano	1
	Danielle Holt	1
	Kurt Farine	1
	Linda Michell	1
	Not a valid vote	6
	Rand Paul	1
	Ron Stiles	1
	Tami Spencer	1
	Theresa Bickel	1
	Valorie L. Bazard	1
	Vance Jennings	1
	Wes Gibbons	1
<b>Total Unresolved Write-In Names for Contest:</b>		<b>13</b>
<b>Total number of votes:</b>		<b>18</b>

**Unresolved Write-Ins — Official  
General Election — Yakima County, Washington — November 07,2017**

Page 53 of 106

11/28/2017 08:23 AM

Total Number of Voters : 32,207 of 114,669 = 28.09%

Precincts Reporting 0 of 183 = 0.00%

Contest Title	Unresolved Write-In Names	Number of Votes
Naches Valley School District No. Jt3 Director, District 2		
	Bill Razey	1
	Blake Cruzon	1
	Gerald Schroeder	1
	Grace Clark	1
	Linda Michel	1
	Lisa Wather	1
	Miles Kole	1
	Not a valid vote	7
	Pedro Contreras	1
	Shawna Barber	1
	Stephanie Leonard	1
	Tami Spencer	1
	Vance Jennings	1
	Wes Gibbons	1
Total Unresolved Write-In Names for Contest:		14
Total number of votes:		20

**Unresolved Write-Ins — Official  
General Election — Yakima County, Washington — November 07,2017**

Page 54 of 106

11/28/2017 08:23 AM

Total Number of Voters : 32,207 of 114,669 = 28.09%

Precincts Reporting 0 of 183 = 0.00%

Contest Title	Unresolved Write-In Names	Number of Votes
Naches Valley School District No. Jt3 Director, District 3		
	Bill Razey	1
	Chuck Foster	1
	David M. Flippen	1
	Del Cruzen	1
	Doug Bault	1
	Linda Michel	1
	Miles J. Kohl	1
	Miles Kohl	2
	Not a valid vote	5
	Stephanie Leonard	1
	Steve Brownlow	1
	Tami Spencer	1
	Vance Jennings	1
	Wes Gibbons	1
Total Unresolved Write-In Names for Contest: 14		
Total number of votes:		19

# Unresolved Write-Ins — Official

## General Election — Yakima County, Washington — November 07, 2017

Page 55 of 106

11/28/2017 08:23 AM

Total Number of Voters : 32,207 of 114,669 = 28.09%

Precincts Reporting 0 of 183 = 0.00%

Contest Title	Unresolved Write-In Names	Number of Votes
Yakima School District No. 7 Director, Position 1		
	Adam Smidt	2
	Avina Gutierrez	1
	Barbara Greenberg	1
	Ben Hittle	1
	Bill Brock	3
	Bill Lover	1
	Bob Benson	1
	Bob Hantze	1
	Byran Gunter	1
	Carl Jung	1
	Carmen Lang	2
	Carol Mills	1
	Casey Rowles	1
	Charles R. Ross	1
	Daisy Ridley	1
	Dale Gribble	1
	Dan Olson	1
	Darlene Jones	1
	David Guyer	1
	Delynn Elliott	1
	Dick Smith	1
	Dillon Beard	1
	Don Brown	1
	Don Himmer	1
	Don J. Davis, Jr.	1
	Donald Parmentier	1
	Doug Button	1
	Douglas Glenn	1
	Emely Sanchez	1
	Gary Gresham	1
	Greg Haney	1
	Helen Elliott	1
	Henry Blake	1
	Janey Foster Goodwill	1
	Jason Wearin	1
	Jason White	1
	Jayne Cobb	1
	Jeff Kopp	1
	Jeff Perkins	1
	Jeffery J. Perkins	1
	Jeni Rice	2
	John G. Hall	1
	John Gonzales	1



# Unresolved Write-Ins — Official

## General Election — Yakima County, Washington — November 07, 2017

Page 56 of 106

11/28/2017 08:23 AM

Total Number of Voters : 32,207 of 114,669 = 28.09%

Precincts Reporting 0 of 183 = 0.00%

Contest Title	Unresolved Write-In Names	Number of Votes
Yakima School District No. 7 Director, Position 1	<i>Continued..</i>	
	John Smith	2
	John Zumwalt	1
	Kathy Thomas	1
	Katie Fox	1
	Larry Ausink	1
	Leah Heiber	1
	Linden C. Asbell	1
	Louise Beknel	1
	Maria F. Hernandez	1
	Mary Lopez	1
	Matt Kendall	1
	Maud Scott	1
	Michael H. Childs	1
	Mike Pecheos	1
	Moe Broom	1
	Morissa Doney	1
	Mria F. Hernandez	1
	Mrs. Devoss	1
	Neil Taylor	1
	Nelson Mandella	1
	Not a valid vote	72
	Phil Lamb	1
	Reed Pell	1
	Robert Roybal	1
	Ron Pepper	2
	Ronald Krueger	1
	Scott Murphy	1
	Shane Macias	1
	Sonya Duncan	1
	Steve McKenna	4
	Tanner Ford	1
	Terry C. Anderson	1
	Thor Prather	2
	Tim Cook	1
	Tom Mclean	1
	Tony Gerardi	1
	Yalshia Case	1
<b>Total Unresolved Write-In Names for Contest: 80</b>		
<b>Total number of votes:</b>		<b>162</b>

# Unresolved Write-Ins — Official

## General Election — Yakima County, Washington — November 07, 2017

Page 57 of 106

11/28/2017 08:23 AM

Total Number of Voters : 32,207 of 114,669 = 28.09%

Precincts Reporting 0 of 183 = 0.00%

Contest Title	Unresolved Write-In Names	Number of Votes
Yakima School District No. 7 Director, Position 2		
	Adam Smidt	1
	Alice Harmon	1
	Anita Baker	1
	Bobbie Harrin	1
	Brenda Collins	1
	Carol Thorn	1
	Casey Rowlegs	1
	Chris Willmarth	1
	Cris Willmarth	1
	Dale Grible	1
	Dave Zumwalt	1
	David Guyer	1
	Delynn Elliott	1
	Diana Lopez	1
	Dillon Beard	1
	Doug Johnson	2
	Emely Sanchez	1
	Faviola Lopez	1
	Garland Estes	1
	George Carlin	1
	Glenn Thresfeld	1
	Hector Mendez	1
	Jamaica Zoylman	1
	Janey Peterson	1
	Jason Bourns	1
	Jason Wearin	1
	Javier Gutierrez	1
	Jean Raabe	1
	Jeff Kopp	1
	Jeff Perkins	1
	Jeff Simpson	1
	Jeffery J. Perkins	1
	John Button	1
	John G. Hall	1
	John Puccinelli	1
	Johnathan Lang	1
	Johnathen Cordova	1
	Jonathan Cordova	4
	Jonathan Lang	1
	Joseph Weeks	1
	Josi Uhlman	1
	Julie Monteith	1
	Junanthan Cordova	1

**Unresolved Write-Ins — Official  
General Election — Yakima County, Washington — November 07,2017**

Page 58 of 106

11/28/2017 08:23 AM

Total Number of Voters : 32,207 of 114,669 = 28.09%

Precincts Reporting 0 of 183 = 0.00%

Contest Title	Unresolved Write-In Names	Number of Votes
Yakima School District No. 7 Director, Position 2		<i>Continued..</i>
	Kathy Neely	1
	Kay Funk	2
	Kevin Ted	1
	Lars Erickson	1
	Lenoa Kidd	1
	Linden C. Asbell	1
	Mai Hoang	1
	Marthanna Schipper	1
	Max Doney	1
	Michael H. Childs	1
	Mike Pecheos	1
	Moe Broom	1
	Mrs. Devoss	1
	Not a valid vote	32
	Pablo Gonzales	1
	Pablo Gonzalez	1
	Pat Boughtor	1
	Paul Garcia	1
	Paul Latin	1
	Paul Shafer	1
	Reed Pell	1
	River Tam	1
	Rodney Bryant	1
	Ronald Krueger	1
	Shane Macias	1
	Shawn Borup	1
	Steve Lembeck	1
	T. J. Davis	1
	Tammie Carr	1
	Terry Cox	1
	Tom J. McBean	1
	Toni Bohlinger	1
	Toni J. McBean	1
	Tony Gerardi	1
	Vickie Ybarra	1
	Yalisha Case	1

---

**Total Unresolved Write-In Names for Contest: 79**

**Total number of votes: 115**

---

**Unresolved Write-Ins — Official  
General Election — Yakima County, Washington — November 07,2017**

Page 59 of 106

11/28/2017 08:23 AM

Total Number of Voters : 32,207 of 114,669 = 28.09%

Precincts Reporting 0 of 183 = 0.00%

Contest Title	Unresolved Write-In Names	Number of Votes
East Valley School District No. 90 Director, District 2		
	Betsey Devoss	1
	Bob Wyatt	1
	Dick Smith	1
	Don Larsen	1
	Donna Ramos	2
	Gordon L. Martin	1
	Greg Rankin	1
	John Kabrich	1
	John Omar	1
	Kirsten Anderson	1
	Lien Ho Rodriguez	1
	Mike S. Phelps	3
	Mike Smith	1
	Not a valid vote	15
	Richard Engles	1
	Rick Sanchez	1
	Rodrigo Murataya	1
	Sandra Baum	1
	Scott Kokenge	1
	Steven Lewis	1
Total Unresolved Write-In Names for Contest: 20		
Total number of votes:		37

**Unresolved Write-Ins — Official  
General Election — Yakima County, Washington — November 07,2017**

Page 60 of 106

11/28/2017 08:23 AM

Total Number of Voters : 32,207 of 114,669 = 28.09%

Precincts Reporting 0 of 183 = 0.00%

Contest Title	Unresolved Write-In Names	Number of Votes
East Valley School District No. 90 Director, District 4		
	Aryn Masters	1
	Bob Wyatt	1
	Donna Ramos	2
	Kraig Burlingame	1
	Marge Karnes	1
	Mary Karnes	1
	Morty Smith	1
	Not a valid vote	9
	Richard Engles	1
Total Unresolved Write-In Names for Contest:		9
Total number of votes:		18

**Unresolved Write-Ins — Official**  
**General Election — Yakima County, Washington — November 07,2017**

Page 61 of 106

11/28/2017 08:23 AM

Total Number of Voters : 32,207 of 114,669 = 28.09%

Precincts Reporting 0 of 183 = 0.00%

Contest Title	Unresolved Write-In Names	Number of Votes
East Valley School District No. 90 Director, District 5		
	Aryn Masters	1
	Bob Wyatt	1
	Donna Ramos	2
	Gordon L. Martin	1
	Homer Karnes	1
	Jan Michael Vincent	1
	Jason Baum	1
	Jason Masters	1
	Judy Larsen	1
	Mike S. Phelps	3
	Not a valid vote	10
	Richard Engles	1
	Rodrigo Murataya	1
Total Unresolved Write-In Names for Contest: 13		
Total number of votes:		25

**Unresolved Write-Ins — Official  
General Election — Yakima County, Washington — November 07,2017**

Page 62 of 106

11/28/2017 08:23 AM

Total Number of Voters : 32,207 of 114,669 = 28.09%

Precincts Reporting 0 of 183 = 0.00%

Contest Title	Unresolved Write-In Names	Number of Votes
Grandview School District No. 116-200 Director, District 2		
	Diann Zavala	1
	Donald W. Brothers Sr.	1
	Gloria Mendoza	2
	Joe Mora	1
	Julie Sona	1
	Julie Soria	1
	Not a valid vote	3
Total Unresolved Write-In Names for Contest: 7		
Total number of votes:		10

**Unresolved Write-Ins — Official  
General Election — Yakima County, Washington — November 07,2017**

Page 63 of 106

11/28/2017 08:23 AM

Total Number of Voters : 32,207 of 114,669 = 28.09%

Precincts Reporting 0 of 183 = 0.00%

Contest Title	Unresolved Write-In Names	Number of Votes
Grandview School District No. 116-200 Director, District 5		
	Donald W. Brothers Sr.	1
	Joe Mora	1
	Lucia Tovar	2
	Not a valid vote	1
	Yanra Valdez	1
Total Unresolved Write-In Names for Contest: 5		
Total number of votes:		6



**Unresolved Write-Ins — Official  
General Election — Yakima County, Washington — November 07,2017**

Page 64 of 106

11/28/2017 08:23 AM

Total Number of Voters : 32,207 of 114,669 = 28.09%

Precincts Reporting 0 of 183 = 0.00%

Contest Title	Unresolved Write-In Names	Number of Votes
Selah School District No. 119 Director, District 1		
	Anthony Huck	1
	Bob Jones	1
	Dennis L. Lompa	1
	Joyce McCormick	1
	Not a valid vote	12
	Seth Worley	1
	Susan Oakes	1
	Tim Brezo	1
	Trevor Labrum	1
	Vermin Supreme	1
<b>Total Unresolved Write-In Names for Contest:</b>		<b>10</b>
<b>Total number of votes:</b>		<b>21</b>

**Unresolved Write-Ins — Official  
General Election — Yakima County, Washington — November 07,2017**

Page 65 of 106

11/28/2017 08:23 AM

Total Number of Voters : 32,207 of 114,669 = 28.09%

Precincts Reporting 0 of 183 = 0.00%

Contest Title	Unresolved Write-In Names	Number of Votes
Selah School District No. 119 Director, District 2		
	Anthony Huck	1
	Barb Petrie	1
	Bob Jones	1
	Ericn Wilson	1
	Jeff Fortner	1
	Jesse Ritts	1
	Jessie Ritts	1
	Kate Rinark	1
	Kay Shemanski	1
	Mardi Mouhran	1
	Not a valid vote	13
	Rick Washut	1
	Susan Oakes	1
	Troy Helms	1
	Will Hipp	1
<b>Total Unresolved Write-In Names for Contest:</b>		<b>15</b>
<b>Total number of votes:</b>		<b>27</b>

**Unresolved Write-Ins — Official  
General Election — Yakima County, Washington — November 07,2017**

Page 66 of 106

11/28/2017 08:23 AM

Total Number of Voters : 32,207 of 114,669 = 28.09%

Precincts Reporting 0 of 183 = 0.00%

Contest Title	Unresolved Write-In Names	Number of Votes
Selah School District No. 119 Director, Position 1 At-Large		
	Anthony Huck	1
	Bob Jones	1
	Christina D Richardson	1
	Jerry Sutton	1
	Kim Gossett	1
	Lisa Willey	1
	Maria Y. Rodriguez	1
	Maureen McCormick	1
	Not a valid vote	12
	Ray Harris	1
	Shelly Smith	1
	Tanar Iverson	1
	Tom Petty	1
	Vermin Supreme	1
Total Unresolved Write-In Names for Contest: 14		
Total number of votes:		25

**Unresolved Write-Ins — Official  
General Election — Yakima County, Washington — November 07,2017**

Page 67 of 106

11/28/2017 08:23 AM

Total Number of Voters : 32,207 of 114,669 = 28.09%

Precincts Reporting 0 of 183 = 0.00%

Contest Title	Unresolved Write-In Names	Number of Votes
Mabton School District No. 120 Director, Position 1 At-Large		
	Laura Vasquez	1
Total Unresolved Write-In Names for Contest: 1		
Total number of votes:		1

**Unresolved Write-Ins — Official**  
**General Election — Yakima County, Washington — November 07,2017**

Page 68 of 106

11/28/2017 08:23 AM

Total Number of Voters : 32,207 of 114,669 = 28.09%

Precincts Reporting 0 of 183 = 0.00%

Contest Title	Unresolved Write-In Names	Number of Votes
Sunnyside School District No. 201 Director, District 2		
	Angel Leary	1
	Bob Hurst	2
	Dennis Green	1
	Greg Schlieve	1
	Ivy Weeks	1
	James Van Wingerden	1
	Jason Raines	1
	Jason Ranes	1
	Joe Partch	2
	John Van Wingerden	2
	John Van Wingerder	1
	John Van Wingerton	1
	Kristeen Miller	1
	Linda Roberts	1
	Liz Lozano	1
	Lynn Emery	2
	Moises Herrandez	1
	Not a valid vote	19
	Shirley L. Berg	1
	Theresa Hancock	2
Total Unresolved Write-In Names for Contest: 20		
Total number of votes:		43

**Unresolved Write-Ins — Official  
General Election — Yakima County, Washington — November 07,2017**

Page 69 of 106

11/28/2017 08:23 AM

Total Number of Voters : 32,207 of 114,669 = 28.09%

Precincts Reporting 0 of 183 = 0.00%

Contest Title	Unresolved Write-In Names	Number of Votes
Sunnyside School District No. 201 Director, District 3		
	Barbara Galbraith	1
	Cashais Woodworth	1
	Juanita Schlieve	1
	Mike Farmer	1
	Not a valid vote	8
	Rhonda C. Marquez	1
Total Unresolved Write-In Names for Contest: 6		
Total number of votes:		13

**Unresolved Write-Ins — Official  
General Election — Yakima County, Washington — November 07,2017**

Page 70 of 106

11/28/2017 08:23 AM

Total Number of Voters : 32,207 of 114,669 = 28.09%

Precincts Reporting 0 of 183 = 0.00%

Contest Title	Unresolved Write-In Names	Number of Votes
Topenish School District No. 202 Director, District 2		
	Not a valid vote	1
	Ray Lopez	1
	Rosa J. Ortiz	1
	Rose Miller	1
Total Unresolved Write-In Names for Contest:		4
Total number of votes:		4

**Unresolved Write-Ins — Official  
General Election — Yakima County, Washington — November 07,2017**

Page 71 of 106

11/28/2017 08:23 AM

Total Number of Voters : 32,207 of 114,669 = 28.09%

Precincts Reporting 0 of 183 = 0.00%

Contest Title	Unresolved Write-In Names	Number of Votes
Topenish School District No. 202 Director, District 3		
	Debra Byrd	1
	Not a valid vote	1
<hr/>		
Total Unresolved Write-In Names for Contest: 2		
Total number of votes:		2
<hr/>		



**Unresolved Write-Ins — Official**  
**General Election — Yakima County, Washington — November 07, 2017**

Page 72 of 106

11/28/2017 08:23 AM

Total Number of Voters : 32,207 of 114,669 = 28.09%

Precincts Reporting 0 of 183 = 0.00%

Contest Title	Unresolved Write-In Names	Number of Votes
Highland School District No. 203 Director, District 2		
	Andy Myer	1
	Betty Lopez	1
	Cody Bebe	1
	Mike Wilcox	1
	Nikolai Vachon	1
	Not a valid vote	2
	Pat Gavin	1
	Ryan Scott	1
	Stanley R. Hall	1
	Tim James	1
Total Unresolved Write-In Names for Contest:		10
Total number of votes:		11

**Unresolved Write-Ins — Official  
General Election — Yakima County, Washington — November 07,2017**

Page 73 of 106

11/28/2017 08:23 AM

Total Number of Voters : 32,207 of 114,669 = 28.09%

Precincts Reporting 0 of 183 = 0.00%

Contest Title	Unresolved Write-In Names	Number of Votes
Highland School District No. 203 Director, Position 1 At-Large		
	Becky Emhoff	1
	Chris Garent	1
	Cindy Reed	1
	Clark Kramer	1
	Kelli Carmony	1
	Liz Kramer	1
	Lizz Kramer	1
	Mark Williams	2
	Not a valid vote	6
	Pat Gavin	1
	Ryan Scott	1
	Sarah Hakala	1
	Tim James	1
Total Unresolved Write-In Names for Contest: 13		
Total number of votes:		19

**Unresolved Write-Ins — Official  
General Election — Yakima County, Washington — November 07,2017**

Page 74 of 106

11/28/2017 08:23 AM

Total Number of Voters : 32,207 of 114,669 = 28.09%

Precincts Reporting 0 of 183 = 0.00%

Contest Title	Unresolved Write-In Names	Number of Votes
Granger School District No. 204 Director, District 1		
	Adam Lawson	2
	Dean Oswalt	1
	Jen Golob	1
	Not a valid vote	2
	Ray Hull	1
Total Unresolved Write-In Names for Contest:		5
Total number of votes:		7

**Unresolved Write-Ins — Official  
General Election — Yakima County, Washington — November 07,2017**

Page 75 of 106

11/28/2017 08:23 AM

Total Number of Voters : 32,207 of 114,669 = 28.09%

Precincts Reporting 0 of 183 = 0.00%

Contest Title	Unresolved Write-In Names	Number of Votes
Granger School District No. 204 Director, District 5		
	Allen Zuchino	2
	Carl Hurlbert	1
	Dean Oswald	2
	Ky Shinn	1
Total Unresolved Write-In Names for Contest: 4		
Total number of votes:		6

**Unresolved Write-Ins — Official  
General Election — Yakima County, Washington — November 07,2017**

Page 76 of 106

11/28/2017 08:23 AM

Total Number of Voters : 32,207 of 114,669 = 28.09%

Precincts Reporting 0 of 183 = 0.00%

Contest Title	Unresolved Write-In Names	Number of Votes
Zillah School District No. 205 Director, District 1		
	Nancy E. Sealook	1
	Nancy E. Septock	1
	Nick Koerner	1
	Not a valid vote	1
	Pam Belton	1
	Steve Rogers	1
Total Unresolved Write-In Names for Contest:		6
Total number of votes:		6

**Unresolved Write-Ins — Official**  
**General Election — Yakima County, Washington — November 07,2017**

Page 77 of 106

11/28/2017 08:23 AM

Total Number of Voters : 32,207 of 114,669 = 28.09%

Precincts Reporting 0 of 183 = 0.00%

Contest Title	Unresolved Write-In Names	Number of Votes
Zillah School District No. 205 Director, District 2		
	Brian McCormick	1
	Damon Dunsmore	1
	Danessa Van Wingerden	2
	Danessa Van Wingerted	1
	Jared Wallace	3
	Matt Brown	1
	Nick Koerner	1
	Not a valid vote	6
	Patrick Jones	1
	Shane Sronemetz	1
	Steve Rogers	1
Total Unresolved Write-In Names for Contest:		11
Total number of votes:		19

**Unresolved Write-Ins — Official  
General Election — Yakima County, Washington — November 07,2017**

Page 78 of 106

11/28/2017 08:23 AM

Total Number of Voters : 32,207 of 114,669 = 28.09%

Precincts Reporting 0 of 183 = 0.00%

Contest Title	Unresolved Write-In Names	Number of Votes
Zillah School District No. 205 Director, District 5		
	Cherle Steimnetz	1
	Gilbert Hendricks	1
	Jim Gauley	1
	Justin Dunsmore	1
	Melinda Derrey	1
	Nick Koerner	1
	Not a valid vote	3
	Steve Rogers	1
Total Unresolved Write-In Names for Contest:		8
Total number of votes:		10

**Unresolved Write-Ins — Official**  
**General Election — Yakima County, Washington — November 07,2017**

Page 79 of 106

11/28/2017 08:23 AM

Total Number of Voters : 32,207 of 114,669 = 28.09%

Precincts Reporting 0 of 183 = 0.00%

Contest Title	Unresolved Write-In Names	Number of Votes
Wapato School District No. 207 Director, District 1		
	Alalisa Lopez	1
	Becky Cordova	1
	Else Washines Blodgett	1
	Francis X. Lamebull	2
	Frank Jaime	1
	Gregory Sotelo	1
	Jimmy John Neasr	1
	Lanny Dunn	1
	Lila Lamley	1
	Martin Rodriguez	2
	Myron J. Yolo	1
	Not a valid vote	8
	Ray Olney	1
	Rebecca Cordova	1
	Thomas Tahkeal	1
Total Unresolved Write-In Names for Contest:		15
Total number of votes:		24



**Unresolved Write-Ins — Official  
General Election — Yakima County, Washington — November 07,2017**

Page 80 of 106

11/28/2017 08:23 AM

Total Number of Voters : 32,207 of 114,669 = 28.09%

Precincts Reporting 0 of 183 = 0.00%

Contest Title	Unresolved Write-In Names	Number of Votes
Wapato School District No. 207 Director, District 2		
	Curtis Vangstad	1
	Frank Jaime	1
	Javier Vela	1
	Jimmy John Neasr	1
	Lloyd Binscoter	1
	Mark McAllister	1
	Not a valid vote	3
	Qunton Douglas	1
	Ray Olney	1
	Ricardo Garcia	1
	Roger O'Dell	1
	Steve Rigdon	1
	Thomas Tahkeal	1
<b>Total Unresolved Write-In Names for Contest:</b>		<b>13</b>
<b>Total number of votes:</b>		<b>15</b>

# Unresolved Write-Ins — Official

## General Election — Yakima County, Washington — November 07, 2017

Page 81 of 106

11/28/2017 08:23 AM

Total Number of Voters : 32,207 of 114,669 = 28.09%

Precincts Reporting 0 of 183 = 0.00%

Contest Title	Unresolved Write-In Names	Number of Votes
West Valley School District No. 208 Director, District 2		
	Amy Vetsch	2
	Brock Splawn	1
	Brooke Catron	1
	Bruce Martimer	1
	Charle A.Gharet	1
	Dave Lind	1
	Ellie Barber	1
	Erik Warren	1
	Gilbert Knotts	1
	Grace Shefter	1
	Jason Dilbeck	1
	Javier Mongus	1
	Jeanne M. Lowell	2
	Jeff Perkins	1
	Jennica Carry	1
	Jetson Cheshier	1
	Jim Roberts	1
	Joe Menard	1
	John Copeland	1
	Joseph Reynolds	1
	Kevin Ford	4
	Lonnie Epperson	1
	Madeline Ball	1
	Margaret Elofson	1
	Mathew Kloster	1
	Mel Kamimoto	1
	Michael Caulfield	1
	Michael Scott	1
	Mike Curulla	1
	Neil Brumley	1
	Nick Baughman	1
	Not a valid vote	24
	Pablo Gonzalez	1
	Patricia Bobousky	1
	Ramses R. Yates	2
	Richard Root	2
	Rolland Many	1
	Ruben Hernandez	1
	Ryan C. Bickler	1
	Sam Gordy	2
	Todd P. Record	1
	Todd Taylor	1
	Tyler James Veasu	1

Unresolved Write-Ins — Official  
General Election — Yakima County, Washington — November 07,2017

Page 82 of 106

11/28/2017 08:23 AM

Total Number of Voters : 32,207 of 114,669 = 28.09%

Precincts Reporting 0 of 183 = 0.00%

Contest Title	Unresolved Write-In Names	Number of Votes
West Valley School District No. 208 Director, District 2		
	Zachary Campbell	2
Total Unresolved Write-In Names for Contest: 44		
Total number of votes:		76

# Unresolved Write-Ins — Official

## General Election — Yakima County, Washington — November 07, 2017

Page 83 of 106

11/28/2017 08:23 AM

Total Number of Voters : 32,207 of 114,669 = 28.09%

Precincts Reporting 0 of 183 = 0.00%

Contest Title	Unresolved Write-In Names	Number of Votes
West Valley School District No. 208 Director, District 3		
	Amy Vetsch	1
	Amy Vetsu	1
	Araceli Mongus	1
	Brandon Perry	1
	Brian Felix	1
	Brooke Catron	1
	Bruce Martimer	1
	Carl Olden	1
	Charle Agharet	1
	Claud Johnson	1
	Derrick Way	1
	Dwight Scrutte	1
	Ellie Barber	1
	Gilbert Knotts	1
	Glen Radke	1
	Howard Hughes	1
	Hunter Olden	1
	Jeanne M. Lowell	2
	Jetson Cheshier	1
	John Copeland	1
	Joseph Reynolds	1
	Kevin Ford	4
	Lance Britton	1
	Mark C Young	1
	Melissa Hill	1
	Miah Cawley	1
	Mike Hedrick	1
	Neil Brumley	1
	Nikki Kamimoto	1
	Not a valid vote	18
	Pat Yates	1
	Porter Hensley	1
	Ramses R. Yates	2
	Richard Root	2
	Rolland Many	1
	Roy Gondo	1
	Russ Tuman	1
	Sam Gordy	2
	Todd P. Record	1
	Todd Taylor	1
	Zachary Campbell	2

Unresolved Write-Ins — Official  
General Election — Yakima County, Washington — November 07,2017

Total Number of Voters : 32,207 of 114,669 = 28.09%

Precincts Reporting 0 of 183 = 0.00%

Contest Title	Unresolved Write-In Names	Number of Votes
Total Unresolved Write-In Names for Contest: 41		
Total number of votes:		66

# Unresolved Write-Ins — Official

## General Election — Yakima County, Washington — November 07, 2017

Page 85 of 106

11/28/2017 08:23 AM

Total Number of Voters : 32,207 of 114,669 = 28.09%

Precincts Reporting 0 of 183 = 0.00%

Contest Title	Unresolved Write-In Names	Number of Votes
West Valley School District No. 208 Director, District 4		
	Amy Vetsch	1
	Brian Felix	1
	Brock Splawn	1
	Brooke Catron	1
	Bruce Martimer	1
	Charle Agharet	1
	Chris Brewer	1
	Danny Switzer	1
	David S Taylor	1
	Ellie Barber	1
	Gilbert Knotts	1
	Hans Solie	1
	Holly Figett	1
	James Bricel	1
	Jared Copeland	1
	Jason Brewer	1
	Jeanne M. Lowell	2
	Jetson Cheshier	1
	Joe Coscarrart	1
	Keith Jones	1
	Kevin Ford	4
	Laurie Morales	1
	Madeline Ball	1
	Mark Ward	1
	Melissa Hill	1
	Micah Cawley	1
	Michael Caulfield	1
	Neil Brumley	1
	Not a valid vote	18
	Patty Dion	1
	Phillip J. Fry	1
	Richard Root	2
	Rob Laugerquist	1
	Robert Bickler	1
	Rolland Many	1
	Ron Wilcox	1
	Roy Gondo	1
	Sam Gordy	2
	Terry Liebrecht	1
	Thomas P. Goeich	1
	Thomas P. Guesch	1
	Todd P. Record	1
	Vernon Carter	2

**Unresolved Write-Ins — Official  
General Election — Yakima County, Washington — November 07,2017**

Page 86 of 106

11/28/2017 08:23 AM

Total Number of Voters : 32,207 of 114,669 = 28.09%

Precincts Reporting 0 of 183 = 0.00%

Contest Title	Unresolved Write-In Names	Number of Votes
West Valley School District No. 208 Director, District 4		
	William Splawn	1
	Zachary Campbell	2
Total Unresolved Write-In Names for Contest: 45		
Total number of votes:		70

**Unresolved Write-Ins — Official  
General Election — Yakima County, Washington — November 07,2017**

Page 87 of 106

11/28/2017 08:23 AM

Total Number of Voters : 32,207 of 114,669 = 28.09%

Precincts Reporting 0 of 183 = 0.00%

Contest Title	Unresolved Write-In Names	Number of Votes
Mt. Adams School District No. 209 Director, District 3		
	Cathy Reed	1
	Gail Teo	1
<hr/>		
Total Unresolved Write-In Names for Contest:		2
Total number of votes:		2
<hr/>		



**Unresolved Write-Ins — Official  
General Election — Yakima County, Washington — November 07,2017**

Page 88 of 106

11/28/2017 08:23 AM

Total Number of Voters : 32,207 of 114,669 = 28.09%

Precincts Reporting 0 of 183 = 0.00%

Contest Title	Unresolved Write-In Names	Number of Votes
Mt. Adams School District No. 209 Director, District 4		
	Greg Whitefoot	1
	Joe Sampson	1
	Terry Hull	1
Total Unresolved Write-In Names for Contest:		3
Total number of votes:		3

**Unresolved Write-Ins — Official  
General Election — Yakima County, Washington — November 07,2017**

Page 89 of 106

11/28/2017 08:23 AM

Total Number of Voters : 32,207 of 114,669 = 28.09%

Precincts Reporting 0 of 183 = 0.00%

Contest Title	Unresolved Write-In Names	Number of Votes
Mt. Adams School District No. 209 Director, District 5		
	Gary E. George	1
	Mellisa Castilleja	1
	Nancy Fiander	1
	Not a valid vote	5
	Redfera Mardell	1
	Ryan Spencer	1
	Shawn Marcean	1
Total Unresolved Write-In Names for Contest: 7		
Total number of votes:		11

**Unresolved Write-Ins — Official  
General Election — Yakima County, Washington — November 07,2017**

Page 90 of 106

11/28/2017 08:23 AM

Total Number of Voters : 32,207 of 114,669 = 28.09%

Precincts Reporting 0 of 183 = 0.00%

Contest Title	Unresolved Write-In Names	Number of Votes
Fire Protection District No. 1 Commissioner, Position 1		
	Dan Smith	1
	Eric Fordahl	2
	Mark Kranz	1
	Not a valid vote	2
	Pat Gavin	1
	Rob Weaver	1
	Russ Tillet	1
	Russel Tillett	1
	Russell Tillet	1
	Rusty Tillet	2
<b>Total Unresolved Write-In Names for Contest:</b>		<b>10</b>
<b>Total number of votes:</b>		<b>13</b>

**Unresolved Write-Ins — Official  
General Election — Yakima County, Washington — November 07,2017**

Page 91 of 106

11/28/2017 08:23 AM

Total Number of Voters : 32,207 of 114,669 = 28.09%

Precincts Reporting 0 of 183 = 0.00%

Contest Title	Unresolved Write-In Names	Number of Votes
Fire Protection District No. 2 Commissioner, Position 1		
	Cody Roberts	1
	Harlan Peterson	1
	Horacio Rodriguez	1
	Jamison Owens	1
	Not a valid vote	2
	Susan Oakes	1
Total Unresolved Write-In Names for Contest: 6		
Total number of votes:		7

**Unresolved Write-Ins — Official  
General Election — Yakima County, Washington — November 07,2017**

Page 92 of 106

11/28/2017 08:23 AM

Total Number of Voters : 32,207 of 114,669 = 28.09%

Precincts Reporting 0 of 183 = 0.00%

Contest Title	Unresolved Write-In Names	Number of Votes
Fire Protection District No. 4 Commissioner, Position 1		
	Bob Wyatt	1
	Brent Jacobs	1
	Homer Karnes	1
	Jesse Hernandez	1
	Justin Wies	1
	Not a valid vote	9
Total Unresolved Write-In Names for Contest: 6		
Total number of votes:		14

**Unresolved Write-Ins — Official**  
**General Election — Yakima County, Washington — November 07,2017**

Page 93 of 106

11/28/2017 08:23 AM

Total Number of Voters : 32,207 of 114,669 = 28.09%

Precincts Reporting 0 of 183 = 0.00%

Contest Title	Unresolved Write-In Names	Number of Votes
Fire Protection District No. 4 Commissioner, Position 3		
	Aryn Masters	1
	Ben St. Mary	2
	Bob Wyatt	1
	Brent Jacobs	1
	Ed St. Mary	1
	George Karnes	1
	Gordon L. Martin	1
	Hank Karnes	1
	Matthew Bartlett	2
	Michael Savage	1
	Mike Riel	2
	Mike S. Phelps	3
	Not a valid vote	14
	Stanley O'Bara	1
	Steve Lewis	1
Total Unresolved Write-In Names for Contest:		15
Total number of votes:		33

**Unresolved Write-Ins — Official  
General Election — Yakima County, Washington — November 07,2017**

Page 94 of 106

11/28/2017 08:23 AM

Total Number of Voters : 32,207 of 114,669 = 28.09%

Precincts Reporting 0 of 183 = 0.00%

Contest Title	Unresolved Write-In Names	Number of Votes
Fire Protection District No. 5 Commissioner, Position 1		
	Anthony J. Hernandez Jr.	1
	Anthony Jackson	1
	Brian Johnson	1
	Chuck Clevenger	1
	Jerry Galeno	1
	John Cena	1
	Matt Lommers	1
	Matthew Lommers	2
	Not a valid vote	6
	Ray Olney	1
	Roshelle Pavlin	1
	Santos Valdez	1
	Shane Stonemetz	1
	Steve Rogers	1
	Thomas Tahkeal	1
	Todd Lunning	1
	Yanira Valdez	1
<b>Total Unresolved Write-In Names for Contest:</b>		<b>17</b>
<b>Total number of votes:</b>		<b>23</b>

**Unresolved Write-Ins — Official  
General Election — Yakima County, Washington — November 07,2017**

Page 95 of 106

11/28/2017 08:23 AM

Total Number of Voters : 32,207 of 114,669 = 28.09%

Precincts Reporting 0 of 183 = 0.00%

Contest Title	Unresolved Write-In Names	Number of Votes
Fire Protection District No. 6 Commissioner, Position 1		
	Gavin Brumly	1
	Not a valid vote	1
	Tami Spencer	1
Total Unresolved Write-In Names for Contest:		3
Total number of votes:		3



**Unresolved Write-Ins — Official  
General Election — Yakima County, Washington — November 07,2017**

Page 96 of 106

11/28/2017 08:23 AM

Total Number of Voters : 32,207 of 114,669 = 28.09%

Precincts Reporting 0 of 183 = 0.00%

Contest Title	Unresolved Write-In Names	Number of Votes
Fire Protection District No. 9 Commissioner, Position 1		
	Steven Mack	1
Total Unresolved Write-In Names for Contest: 1		
Total number of votes:		1

**Unresolved Write-Ins — Official  
General Election — Yakima County, Washington — November 07,2017**

Page 97 of 106

11/28/2017 08:23 AM

Total Number of Voters : 32,207 of 114,669 = 28.09%

Precincts Reporting 0 of 183 = 0.00%

Contest Title	Unresolved Write-In Names	Number of Votes
Fire Protection District No. 9 Commissioner, Position 3		
	Sherri Dahlin	1
	Steven Mack	1
	Tim James	1
Total Unresolved Write-In Names for Contest:		3
Total number of votes:		3

**Unresolved Write-Ins — Official  
General Election — Yakima County, Washington — November 07,2017**

Page 98 of 106

11/28/2017 08:23 AM

Total Number of Voters : 32,207 of 114,669 = 28.09%

Precincts Reporting 0 of 183 = 0.00%

Contest Title	Unresolved Write-In Names	Number of Votes
Fire Protection District No. 11 Commissioner, Position 3	Brian Jackson	1
Total Unresolved Write-In Names for Contest: 1		
Total number of votes:		1

**Unresolved Write-Ins — Official**  
**General Election — Yakima County, Washington — November 07,2017**

Page 99 of 106

11/28/2017 08:23 AM

Total Number of Voters : 32,207 of 114,669 = 28.09%

Precincts Reporting 0 of 183 = 0.00%

Contest Title	Unresolved Write-In Names	Number of Votes
Fire Protection District No. 12 Commissioner, Position 1		
	Brian Vetsch	3
	Brooke Catron	1
	Bruce Martimer	1
	Charle Agharet	1
	Chris Wertenberger	1
	Danel Spanson	1
	Darin Deccio	1
	Ellie Barber	1
	Emony Jones	1
	Garrett Hovenkotter	1
	Jay Webb	1
	Jerry Craig	1
	Jetson Cheshier	1
	Joseph Campinella	1
	Joseph Reynolds	1
	Keith Bailey	1
	Kevin Ford	4
	Not a valid vote	4
	Ray Thomas	1
	Richard Root	2
	Rolland Many	1
	Ronald Roberts	1
	Sam Gordy	2
	Shannon Young	1
	Steven A. Eason	3
	Todd P. Record	1
	Todd Taylor	1
	Zachary Campbell	2
Total Unresolved Write-In Names for Contest: 28		
Total number of votes:		41

**Unresolved Write-Ins — Official**  
**General Election — Yakima County, Washington — November 07,2017**

Page 100 of 106

11/28/2017 08:23 AM

Total Number of Voters : 32,207 of 114,669 = 28.09%

Precincts Reporting 0 of 183 = 0.00%

Contest Title	Unresolved Write-In Names	Number of Votes
Fire Protection District No. 14 Commissioner, Position 1		
	Charles Barr	1
	Charlie Barr	2
	Frank Freshwater	2
	Joe Earle	1
	Linda Michel	1
	Not a valid vote	1
	Pam Brown	6
	Pamela Brown	1
	Pamela L. Brown	1
	Pemela Brown	1
	Robert Inouye	1
	Steve Smith	5
	Tim Rust	2
	Wes Gibbons	1
Total Unresolved Write-In Names for Contest: 14		
Total number of votes:		26

**Unresolved Write-Ins — Official  
General Election — Yakima County, Washington — November 07,2017**

Page 101 of 106

11/28/2017 08:23 AM

Total Number of Voters : 32,207 of 114,669 = 28.09%

Precincts Reporting 0 of 183 = 0.00%

Contest Title	Unresolved Write-In Names	Number of Votes
Port of Grandview Commissioner, District 1		
	Ben St. Mary	1
	Brad Smith	1
	Debi Foster	1
	Joe Mora	1
	Marvin Vining	1
	Marvin Vinint	1
	Not a valid vote	1
	Santos Trevino	3
Total Unresolved Write-In Names for Contest: 8		
Total number of votes:		10

**Unresolved Write-Ins — Official  
General Election — Yakima County, Washington — November 07,2017**

Page 102 of 106

11/28/2017 08:23 AM

Total Number of Voters : 32,207 of 114,669 = 28.09%

Precincts Reporting 0 of 183 = 0.00%

Contest Title	Unresolved Write-In Names	Number of Votes
Port of Sunnyside Commissioner, District 2		
	Bill Flower	1
	Not a valid vote	2
Total Unresolved Write-In Names for Contest: 2		
Total number of votes:		3

**Unresolved Write-Ins — Official**  
**General Election — Yakima County, Washington — November 07,2017**

Page 103 of 106

11/28/2017 08:23 AM

Total Number of Voters : 32,207 of 114,669 = 28.09%

Precincts Reporting 0 of 183 = 0.00%

Contest Title	Unresolved Write-In Names	Number of Votes
Terrace Heights Sewer District Commissioner, Position 1		
	Aristides Henriquez	1
	Bob Wyatt	1
	Don Larsen	1
	Frank Bass	1
	George Karnes	2
	Harold Weber	1
	Jason Masters	1
	Mark L. Rogstad	1
	Mark Reiter	1
	Mark Rogstad	1
	Mikael Rojas	1
	Not a valid vote	7
	Richard Engles	1
	Steve Lewis	1
	Ted Roy	1
	Timothy Mabry	2
	Todd Havner	1
	Troy Lee	1
Total Unresolved Write-In Names for Contest:		18
Total number of votes:		26



**Unresolved Write-Ins — Official**  
**General Election — Yakima County, Washington — November 07,2017**

Page 104 of 106

11/28/2017 08:23 AM

Total Number of Voters : 32,207 of 114,669 = 28.09%

Precincts Reporting 0 of 183 = 0.00%

Contest Title	Unresolved Write-In Names	Number of Votes
Terrace Heights Sewer District Commissioner, Position 2		
	Bob Isaak	1
	Bob Wyatt	1
	David Ramyake	1
	Dianne Mabry	2
	George Karnes	2
	Harold Weber	1
	Jason Masters	1
	Judy Larsen	1
	Mark Reiter	1
	Mark Roy	1
	Michael Savage	1
	Not a valid vote	9
	Richard Engles	1
	Steve Lewis	1
	Todd Havner	1
	Troy Lee	1
<b>Total Unresolved Write-In Names for Contest:</b>		<b>16</b>
<b>Total number of votes:</b>		<b>26</b>

**Unresolved Write-Ins — Official  
General Election — Yakima County, Washington — November 07,2017**

Page 105 of 106

11/28/2017 08:23 AM

Total Number of Voters : 32,207 of 114,669 = 28.09%

Precincts Reporting 0 of 183 = 0.00%

Contest Title	Unresolved Write-In Names	Number of Votes
Naches Park & Recreation District Commissioner, District 2		
	Bill Razey	1
Total Unresolved Write-In Names for Contest: 1		
Total number of votes:		1

**Unresolved Write-Ins — Official**  
**General Election — Yakima County, Washington — November 07,2017**

Page 106 of 106

11/28/2017 08:23 AM

Total Number of Voters : 32,207 of 114,669 = 28.09%

Precincts Reporting 0 of 183 = 0.00%

Contest Title	Unresolved Write-In Names	Number of Votes
Naches Park & Recreation District Commissioner, District 5		
	Bill Razey	1
	Jordan T. Birge	1
Total Unresolved Write-In Names for Contest: 2		
Total number of votes:		2