

Official Returns
Of the
STATE GENERAL ELECTION
Held in
YAKIMA
County


November 4, 2003

State of Washington

Oath of County Auditor or Supervisor of Elections

STATE OF WASHINGTON)
) ss.
COUNTY OF YAKIMA)

I solemnly swear that the returns of the State General Election held on November 5, 2002, in YAKIMA County, State of Washington, have been in no way altered by additions or erasures and that they are the same as when they were deposited in my office.



County Auditor or Supervisor of Elections

Subscribed and sworn to me this 19th day of November, 2003




Chairman, County Legislative Authority

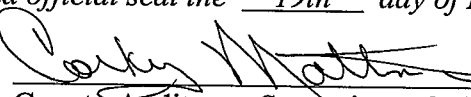
Certification of the Canvassing Board

STATE OF WASHINGTON)
) ss.
COUNTY OF YAKIMA)


The undersigned officers designated by law as constituting the Canvassing Board of the County of YAKIMA, State of Washington, hereby certify that this is a full, true and correct copy of the Abstract of Votes cast at the State General Election held on November 4, 2003, in YAKIMA County, State of Washington; that the total number of active registered voters in all precincts was 90,269; the total number of inactive registered voters in all precincts was 8,680; the total number of all registered voters in all precincts was 98,949; and that the total number of votes cast in such precincts was 38,417.

Witness our hands and official seal the 19th day of November, 2003






County Auditor or Supervisor of Elections



Chairman, County Legislative Authority



County Prosecuting Attorney



BENTON COUNTY
BOBBIE GAGNER, AUDITOR

Van H Pettey, Chief Accountant
Susie Christopher, Election/Recording Administrator
Brenda Chilton, Prosser Office Manager

RECEIVED

NOV 24 2003

CORKY MATTINGLY
COUNTY AUDITOR

November 21, 2003

Diana Soules, Election Supervisor
Yakima County Election Department
128 n 2nd St #117
Yakima WA 98901

RE: Certificate of Canvass

Dear Diana:

Enclosed please find the certificate of canvass for the General Election held on Tuesday, November 4, 2003, within the Grandview School District.

If you have any questions, please contact me at (509)736-3085 or 786-5618.

Sincerely,

BOBBIE GAGNER,
Benton County Auditor

BY: Susie Christopher,
Election Administrator

STATE OF WASHINGTON)
)
COUNTY OF BENTON)

CERTIFICATE OF CANVASS

We, the County Canvassing Board of Benton County, State of Washington, do hereby certify that the official General Election returns held on Tuesday, November 4, 2003, were as follows:

GRANDVIEW SCHOOL DISTRICT 116/200

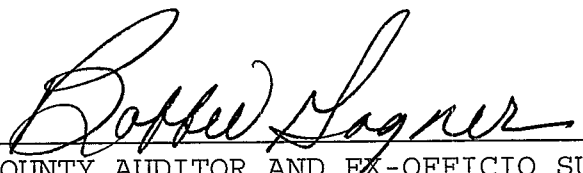
NUMBER OF REGISTERED VOTERS - 162 (active) 23 (inactive)
NUMBER OF VOTES CAST - 71

DIRECTOR DISTRICT 1
Lydia B Moreno - 41 100.00%

DIRECTOR DISTRICT 3
Tony Gonzalez - 40 100.00%

DIRECTOR DISTRICT 4
Timothy E Grow - 50 100.00%

Dated this 19th day of November, 2003



COUNTY AUDITOR AND EX-OFFICIO SUPERVISOR OF ELECTIONS



CHAIRMAN, BOARD OF COUNTY COMMISSIONERS



COUNTY PROSECUTING ATTORNEY

DAVID B. BOWEN • KITTITAS COUNTY AUDITOR

205 WEST FIFTH, ROOM 105
ELLENSBURG, WA 98926-3129
(509) 962-7504
FAX (509) 962-7687

RECEIVED

NOV 24 2003

CORKY MATTINGLY
COUNTY AUDITOR



November 21, 2003

Diana Soules
Yakima County Elections Manager
128 North 2nd Street
Yakima, WA 98901

Diana-

The following are the November 4th, 2003 election results for School District 119, as certified by the Kittitas County Canvassing board on 11/19/03:

Position #1	Position #3	Position #4		Position #5
FRANCES HARRIS	TODD V. TREPANIER	WENDY L. CULVER	MARK BLORE	ANN M. WASHUT
NP	NP	NP	NP	NP

13	13	6	7	13
----	----	---	---	----

If you need any other information , please call.

Thank you,

Sue Higginbotham
Elections Supervisor

RECEIVED

NOV 24 2003

CORKY MATTINGLY
COUNTY AUDITOR

Copy

STATE OF WASHINGTON }
COUNTY OF GRANT

The undersigned, being the officers designated by law as and constituting the Canvassing Board of election returns on and for the County of Grant, State of Washington, do hereby certify the following to be a full, true and correct canvass of the results of the General Election held in the several voting precincts wholly or partially within: Mattawa, Mattawa Rural, and East Wahluke and those joint with Yakima County

Wahluke School District No. 73 (District)
on Tuesday, November 4, 2003 (Date) for the following purpose:
To Elect Three School Board Directors

Total Number voting 491

Candidates			Propositions		
Position & No.	Names	Votes	Proposition & No.	Votes	% of Total
Dist. #1	Brian Talbot	376			
4 Year Term					
Dist. #3	Jef Gallacci	136			
4 Year Term	Katie D. Hirai	314			
Pos. #4 At Lg.	Kip Calaway	390			
4 Year Term					

WITNESS our hands this 19th day of November, 2003

Deborah Kay Moore

CHAIRMAN, BOARD OF COUNTY COMMISSIONERS
GRANT COUNTY, WASHINGTON

PROSECUTING ATTORNEY

COUNTY AUDITOR

General Election November 4, 2003

Write In Votes

Thomas Wiese Tieton Mayor		Jenny Korens Tieton Mayor		Ismael Naranjo Tieton Council, Pos 4	
Pre	Votes	Pre	Votes	Pre	Votes
1901	1	1901	12	1901	2
1901 ABS	2	1901 ABS	5	1901 ABS	1
Total	3	Total	17	Total	3

Juan Ceja Tieton Council, Pos 5	
Pre	Votes
1901	5
1901 ABS	5
Total	10

Brian Harris Selah Council Pos 7	
Pre	Votes
1501	23
1502	38
1503	55
1504	42
1501 ABS	85
1502 ABS	121
1503 ABS	169
1504 ABS	131
Total	664

6-Nov-03

BENTON COUNTY AUDITOR

P.O. Box 470 • Prosser WA 99350

FAX: (509)786-5528

Date: 11-19-03To: DIANAFrom: SUSIENumber of pages (including this sheet): 2If you have not received all pages or have any questions, please
call (509) 786-5618.Comments: Final election results for
Grandview SD 200.Cert of Canvass will follow in
mail!Happy Thanksgiving to All!

THANK YOU

FAX TRANSMITTAL

ACCUMULATED REPORT

Page 3

11:47:29 19-Nov-2003 Combined Regular & Absentee Ballots

BENTON COUNTY, WASHINGTON

GENERAL ELECTION

TUESDAY, NOVEMBER 4, 2003

Total Pct

Total Pct

PATERSON SCHOOL DISTRICT 50

DIRECTOR POS 4

VOTE FOR 1

PATRICK TUCKER 64 100.00

PROSSER SCHOOL DISTRICT 116

DIRECTOR DIST 2 POS 5

VOTE FOR 1

RICHARD L THOMAS 1,344 100.00

PATERSON SCHOOL DISTRICT 50

DIRECTOR POS 5

VOTE FOR 1

JODY S MADDOX 73 100.00

PROSSER SCHOOL DISTRICT 116

DIRECTOR DIST 5 POS 3

VOTE FOR 1

KAY BRADER 1,394 100.00

KIONA-BENTON CITY SCHOOL DISTRICT 52

DIRECTOR DIST 1 POS 4

VOTE FOR 1

VIKKI BUTLER 995 100.00

GRANDVIEW SCHOOL DISTRICT 200

DIRECTOR DIST 1

VOTE FOR 1

LYDIA B MORENO 41 100.00

KIONA-BENTON CITY SCHOOL DISTRICT 52

DIRECTOR DIST 4 POS 5

VOTE FOR 1

JOE SCHROEDER 815 69.60

MELISSA L GLODZ 356 30.40

GRANDVIEW SCHOOL DISTRICT 200

DIRECTOR DIST 3

VOTE FOR 1

TONY GONZALEZ 40 100.00

KIONA-BENTON CITY SCHOOL DISTRICT 52

DIRECTOR DIST 5 POS 3

VOTE FOR 1

DAN RAAP 930 100.00

GRANDVIEW SCHOOL DISTRICT 200

DIRECTOR DIST 4

VOTE FOR 1

TIMOTHY E GROW 50 100.00

FINLEY SCHOOL DISTRICT 53

DIRECTOR DIST 1 POS 3

VOTE FOR 1

EARL HOUGHIN 387 100.00

RICHLAND SCHOOL DISTRICT 400

DIRECTOR POS 3

VOTE FOR 1

JIM PETERSON 6,643 100.00

FINLEY SCHOOL DISTRICT 53

DIRECTOR DIST 2 POS 1

VOTE FOR 1

SCOTT CONLEY 377 100.00

RICHLAND SCHOOL DISTRICT 400

DIRECTOR POS 4

VOTE FOR 1

MARY GUAY 4,591 59.38

BENJIE MARIE MCGEE 3,141 40.62

FINLEY SCHOOL DISTRICT 53

DIRECTOR DIST 3 POS 4

VOTE FOR 1

PETE BUCK 380 100.00

RICHLAND SCHOOL DISTRICT 400

DIRECTOR POS 5

VOTE FOR 1

PHYLLIS STRICKLER 6,476 100.00

FINLEY SCHOOL DISTRICT 53

DIRECTOR DIST 4 POS 5

VOTE FOR 1

LARRY S AYRE 388 100.00

FIRE DISTRICT 1

COMMISSIONER POS 2

VOTE FOR 1

SCOTT CARPENTER 1,179 77.26

DEAN A BROUILLETTE 347 22.74

PROSSER SCHOOL DISTRICT 116

DIRECTOR DIST 1 POS 4

VOTE FOR 1

PHIL MIKLAS 1,401 100.00

FIRE DISTRICT 2

COMMISSIONER POS 3

VOTE FOR 1

LARRY D HOWELL 884 100.00

ADDENDUM TO STATEMENT OF VOTE

General and Special Elections

November 4, 2003

Due to the small number of ballots returned in the following precincts, they were combined with contiguous precincts as follows:

1702V ran with 1705A (4 ballots)

4607A ran with 4624A (4 ballots)

4625A ran with 4115A (2 ballots)

November 4, 2003

** Final Report **

Number 15.

Printed on 11/19/03 at 08:34 am

=====			=====			=====		
INITIATIVE TO THE PEOPLE	137/ 137		CITY OF GRANDVIEW	6/ 6		TOWN OF GRANGER	1/ 1	
841	100.0		COUNCILMEMBER POS. 4	100.0		COUNCILMEMBER POS. 5	100.0	
-----			-----			-----		
YES	26256	68.3	HELEN DARR	NP	705	82.0	ERNIE GUERRA	NP 113 72.9
NO	10587	27.6	Writein Votes		21	2.4	Writein Votes	5 3.2
Blank Votes	1554	4.0	Blank Votes		134	15.6	Blank Votes	37 23.9
Over Votes	20	0.1	Over Votes		0	0.0	Over Votes	0 0.0
=====			=====			=====		
HOUSE JOINT RESOLUTION	137/ 137		CITY OF GRANDVIEW	6/ 6		TOWN OF HARRAH	1/ 1	
4206	100.0		COUNCILMEMBER POS. 5	100.0		MAYOR	100.0	
-----			-----			-----		
APPROVED	29203	76.0	BILL FLORY	NP	704	81.9	BARBARA HARRER	NP 72 86.7
REJECTED	7135	18.6	Writein Votes		13	1.5	Writein Votes	3 3.6
Blank Votes	2075	5.4	Blank Votes		143	16.6	Blank Votes	8 9.6
Over Votes	4	0.0	Over Votes		0	0.0	Over Votes	0 0.0
=====			=====			=====		
YAKIMA COUNTY			CITY OF GRANDVIEW	6/ 6		TOWN OF HARRAH	1/ 1	
REGISTRATION & TURNOUT			COUNCILMEMBER POS. 6	100.0		COUNCILMEMBER POS. 1	100.0	
-----			-----			-----		
TOTAL PRECINCTS	137		ROBERT MORALES	NP	654	76.0	JAMES P. HICKEY	NP 77 92.8
REGISTERED VOTERS	90269		Writein Votes		24	2.8	Writein Votes	1 1.2
TURNOUT AT THE POLLS	6657	7.4	Blank Votes		179	20.8	Blank Votes	5 6.0
VOTE BY MAIL TURNOUT	1747	1.9	Over Votes		3	0.3	Over Votes	0 0.0
ABSENTEE TURNOUT	30013	33.2	=====			=====		
TOTAL TURNOUT	38417	42.6	CITY OF GRANDVIEW	6/ 6		TOWN OF HARRAH	1/ 1	
=====			=====			=====		
CITY OF GRANDVIEW	6/ 6		COUNCILMEMBER POS. 7	100.0		COUNCILMEMBER POS. 3	100.0	
-----			-----			-----		
MAYOR	100.0		NORM CHILDRESS	NP	704	81.9	THOMAS A. LAREZ	NP 75 90.4
-----			-----			-----		
MIKE BREN	NP 715 83.1		Writein Votes		20	2.3	Writein Votes	2 2.4
Writein Votes	27 3.1		Blank Votes		135	15.7	Blank Votes	6 7.2
Blank Votes	117 13.6		Over Votes		1	0.1	Over Votes	0 0.0
Over Votes	1 0.1		=====			=====		
=====			=====			=====		
CITY OF GRANDVIEW	6/ 6		TOWN OF GRANGER	1/ 1		TOWN OF HARRAH	1/ 1	
COUNCILMEMBER POS. 1	100.0		MAYOR	100.0		COUNCILMEMBER POS. 4	100.0	
-----			-----			-----		
JOAN E. SOUDERS	NP 460 53.5		DAVID LEACH	NP 120 77.4		AVELINA A. GARCIA	NP 74 89.2	
LYNN SMITH	NP 331 38.5		Writein Votes	12 7.7		Writein Votes	2 2.4	
Writein Votes	5 0.6		Blank Votes	23 14.8		Blank Votes	7 8.4	
Blank Votes	62 7.2		Over Votes	0 0.0		Over Votes	0 0.0	
Over Votes	2 0.2		=====			=====		
=====			=====			=====		
CITY OF GRANDVIEW	6/ 6		TOWN OF GRANGER	1/ 1		TOWN OF HARRAH	1/ 1	
COUNCILMEMBER POS. 2	100.0		COUNCILMEMBER POS. 2	100.0		COUNCILMEMBER POS. 5	100.0	
-----			-----			-----		
RICHARD J. McLEAN	NP 698 81.2		ALFREDO GONZALEZ, JR.NP	121 78.1		KATHRYN HENRY	NP 75 90.4	
Writein Votes	14 1.6		Writein Votes	5 3.2		Writein Votes	1 1.2	
Blank Votes	148 17.2		Blank Votes	29 18.7		Blank Votes	7 8.4	
Over Votes	0 0.0		Over Votes	0 0.0		Over Votes	0 0.0	
=====			=====			=====		

=====			=====			=====		
CITY OF MABTON	1/	1	TOWN OF NACHES	1/	1	CITY OF SELAH	4/	4
COUNCILMEMBER POS. 4	100.0		MAYOR	100.0		COUNCILMEMBER POS. 5	100.0	
-----			-----			-----		
TERESA AHUMADA	NP	48 44.0	CHARLES R. ROSS	NP	136 84.5	HERB W. SCHMIDT	NP	943 74.0
JOHN WILLIAM REYNOLDS	NP	59 54.1	Writein Votes	2 1.2		Writein Votes	32 2.5	
Writein Votes		0 0.0	Blank Votes	23 14.3		Blank Votes	300 23.5	
Blank Votes		2 1.8	Over Votes	0 0.0		Over Votes	0 0.0	
Over Votes		0 0.0	=====			=====		
=====			=====			=====		
CITY OF MABTON	1/	1	TOWN OF NACHES	1/	1	CITY OF SELAH	4/	4
COUNCILMEMBER POS. 5	100.0		COUNCILMEMBER POS. 3	100.0		COUNCILMEMBER POS. 6	100.0	
-----			-----			-----		
RAFAEL O. FONSECA	NP	42 38.5	CHARLES R. HARRIS	NP	141 87.6	ALLEN J. SCHMID	NP	903 70.8
VERA C. ZAVALA	NP	65 59.6	Writein Votes	1 0.6		Writein Votes	37 2.9	
Writein Votes		1 0.9	Blank Votes	19 11.8		Blank Votes	334 26.2	
Blank Votes		1 0.9	Over Votes	0 0.0		Over Votes	1 0.1	
Over Votes		0 0.0	=====			=====		
=====			=====			=====		
CITY OF MOXEE	1/	1	TOWN OF NACHES	1/	1	CITY OF SELAH	4/	4
MAYOR	100.0		COUNCILMEMBER POS. 4	100.0		COUNCILMEMBER POS. 7	100.0	
-----			-----			-----		
GREG LaBREE	NP	155 93.4	GAYLE I. LLOYD	NP	91 56.5	RON DEATHERAGE	NP	78 6.1
Writein Votes		5 3.0	KENNETH F. KIME	NP	62 38.5	JUDY CHARCAS JONES	NP	451 35.4
Blank Votes		6 3.6	Writein Votes	0 0.0		Writein Votes	686 53.8	
Over Votes		0 0.0	Blank Votes	8 5.0		Blank Votes	56 4.4	
=====			=====			=====		
=====			=====			=====		
CITY OF MOXEE	1/	1	TOWN OF NACHES	1/	1	CITY OF SUNNYSIDE	6/	6
COUNCILMEMBER POS. 3	100.0		COUNCILMEMBER POS. 5	100.0		COUNCILMEMBER POS. 5	100.0	
-----			-----			-----		
TIM TRAMMELL	NP	146 88.0	JANET A. ANDERSON	NP	144 89.4	MAGALI SITAL BETKER	NP	422 35.4
Writein Votes		5 3.0	Writein Votes	0 0.0		ALEX DE LA CRUZ	NP	616 51.6
Blank Votes		15 9.0	Blank Votes	17 10.6		Writein Votes	11 0.9	
Over Votes		0 0.0	Over Votes	0 0.0		Blank Votes	144 12.1	
=====			=====			=====		
=====			=====			=====		
CITY OF MOXEE	1/	1	CITY OF SELAH	4/	4	CITY OF SUNNYSIDE	6/	6
COUNCILMEMBER POS. 4	100.0		MAYOR	100.0		COUNCILMEMBER POS. 6	100.0	
-----			-----			-----		
TOM L. HATTRUP	NP	151 91.0	ROBERT "BOB" JONES	NP	926 72.6	ROY ANCISO	NP	505 42.3
Writein Votes		4 2.4	Writein Votes	108 8.5		JAMES A. RESTUCCI	NP	627 52.6
Blank Votes		11 6.6	Blank Votes	239 18.7		Writein Votes	6 0.5	
Over Votes		0 0.0	Over Votes	2 0.2		Blank Votes	54 4.5	
=====			=====			=====		
=====			=====			=====		
CITY OF MOXEE	1/	1	CITY OF SELAH	4/	4	CITY OF SUNNYSIDE	6/	6
COUNCILMEMBER POS. 5	100.0		COUNCILMEMBER POS. 4	100.0		COUNCILMEMBER POS. 7	100.0	
-----			-----			-----		
LARRY FRANK	NP	145 87.3	SCOTT SMEBACK	NP	958 75.1	ED PRILUCIK	NP	1017 85.2
Writein Votes		6 3.6	Writein Votes	26 2.0		Writein Votes	34 2.8	
Blank Votes		15 9.0	Blank Votes	291 22.8		Blank Votes	141 11.8	
Over Votes		0 0.0	Over Votes	0 0.0		Over Votes	1 0.1	
=====			=====			=====		
=====			=====			=====		

Yakima County General Election

November 4, 2003

** Final Report **

Number 15.

Page 3

Printed on 11/19/03 at 08:34 am

=====				=====				=====			
TOWN OF TIETON	1/	1		CITY OF TOPPENISH	2/	2		CITY OF WAPATO	1/	1	
MAYOR	100.0			COUNCILMEMBER POS. 7	100.0			COUNCILMEMBER POS. 4	100.0		
-----				-----				-----			
PAUL MUTH	NP	35	24.6	AL HUBERT	NP	495	78.8	TIM A. CORDOVA	NP	114	42.7
JANIS L. STRICKLAND	NP	87	61.3	Writein Votes	33	5.3		ESTELA J. VASQUEZ	NP	137	51.3
Writein Votes		16	11.3	Blank Votes	100	15.9		Writein Votes		4	1.5
Blank Votes		4	2.8	Over Votes	0	0.0		Blank Votes		12	4.5
Over Votes		0	0.0	=====				Over Votes		0	0.0
=====				=====				=====			
TOWN OF TIETON	1/	1		CITY OF UNION GAP	3/	3		CITY OF WAPATO	1/	1	
COUNCILMEMBER POS. 4	100.0			MAYOR	100.0			COUNCILMEMBER POS. 5	100.0		
-----				-----				-----			
EUGENE MUTH	NP	38	26.8	AUBREY REEVES	NP	496	53.0	TONY GUZMAN	NP	201	75.3
SHARON L. COLBY	NP	98	69.0	Writein Votes	5	0.5		Writein Votes		15	5.6
Writein Votes		2	1.4	Blank Votes	17	1.8		Blank Votes		51	19.1
Blank Votes		4	2.8	Over Votes	0	0.0		Over Votes		0	0.0
Over Votes		0	0.0	=====				=====			
TOWN OF TIETON	1/	1		CITY OF UNION GAP	3/	3		CITY OF WAPATO	1/	1	
COUNCILMEMBER POS. 5	100.0			COUNCILMEMBER POS. 4	100.0			COUNCILMEMBER POS. 6	100.0		
-----				-----				-----			
FELISA C. COX	NP	117	82.4	DAVID O. HANSEN	NP	367	39.2	DICK HOEZEE	NP	195	73.0
Writein Votes		16	11.3	DAVID D. BUTLER	NP	520	55.6	Writein Votes		14	5.2
Blank Votes		9	6.3	Writein Votes	1	0.1		Blank Votes		58	21.7
Over Votes		0	0.0	Blank Votes	48	5.1		Over Votes		0	0.0
=====				=====				=====			
CITY OF TOPPENISH	2/	2		CITY OF UNION GAP	3/	3		CITY OF WAPATO	1/	1	
COUNCILMEMBER POS. 1	100.0			COUNCILMEMBER POS. 5	100.0			COUNCILMEMBER POS. 7	100.0		
-----				-----				-----			
FRED DIAZ	NP	499	79.5	JUANDA J. KREBS	NP	363	38.8	KEN C. FACIO	NP	206	77.2
Writein Votes		23	3.7	JIM LEMON	NP	543	58.0	Writein Votes		8	3.0
Blank Votes		104	16.6	Writein Votes	2	0.2		Blank Votes		53	19.9
Over Votes		2	0.3	Blank Votes	28	3.0		Over Votes		0	0.0
=====				=====				=====			
CITY OF TOPPENISH	2/	2		CITY OF UNION GAP	3/	3		CITY OF YAKIMA	28/	28	
COUNCILMEMBER POS. 5	100.0			COUNCILMEMBER POS. 6	100.0			COUNCILMEMBER DIST. 1	100.0		
-----				-----				-----			
JUDITH BOEKHOLDER	NP	478	76.1	TONI A. WEBB	NP	722	77.1	JOHN PUCCINELLI	NP	6114	41.4
Writein Votes		48	7.6	Writein Votes	38	4.1		NEIL McCLURE	NP	8123	55.0
Blank Votes		101	16.1	Blank Votes	176	18.8		Writein Votes		54	0.4
Over Votes		1	0.2	Over Votes	0	0.0		Blank Votes		471	3.2
=====				=====				=====			
CITY OF TOPPENISH	2/	2		CITY OF WAPATO	1/	1		CITY OF YAKIMA	28/	28	
COUNCILMEMBER POS. 6	100.0			MAYOR	100.0			COUNCILMEMBER DIST. 2	100.0		
-----				-----				-----			
BOYD GRAY	NP	339	54.0	JESSE FARIAS	NP	207	77.5	DAVE EDLER	NP	11671	79.0
RUSTY JONES	NP	256	40.8	Writein Votes	16	6.0		TONY WILLIAMS	NP	2380	16.1
Writein Votes		10	1.6	Blank Votes	44	16.5		Writein Votes		47	0.3
Blank Votes		22	3.5	Over Votes	0	0.0		Blank Votes		672	4.5
Over Votes		1	0.2	=====				Over Votes		5	0.0
=====				=====				=====			

CITY OF YAKIMA				28/ 28	CITIES & TOWNS				CITIES AND TOWNS			
COUNCILMEMBER DIST. 3				100.0	REGISTRATION & TURNOUT				REGISTRATION & TURNOUT			
RONALD J. BONLENDER NP				7625 51.6	CITY OF GRANDVIEW				CITY OF SUNNYSIDE			
MAUD SCOTT NP				6303 42.7	TOTAL PRECINCTS				TOTAL PRECINCTS			
Writein Votes				49 0.3	REGISTERED VOTERS				REGISTERED VOTERS			
Blank Votes				789 5.3	TURNOUT AT THE POLLS				TURNOUT AT THE POLLS			
Over Votes				9 0.1	VOTE BY MAIL TURNOUT				VOTE BY MAIL TURNOUT			
					ABSENTEE TURNOUT				ABSENTEE TURNOUT			
CITY OF YAKIMA				28/ 28	TOTAL TURNOUT				TOTAL TURNOUT			
COUNCILMEMBER DIST. 4				100.0								
SUSAN J. WHITMAN NP				7178 48.6	TOWN OF GRANGER				TOWN OF TIETON			
ROCKEY MARSHALL NP				6602 44.7	TOTAL PRECINCTS				TOTAL PRECINCTS			
Writein Votes				52 0.4	REGISTERED VOTERS				REGISTERED VOTERS			
Blank Votes				934 6.3	TURNOUT AT THE POLLS				TURNOUT AT THE POLLS			
Over Votes				9 0.1	ABSENTEE TURNOUT				ABSENTEE TURNOUT			
					TOTAL TURNOUT				TOTAL TURNOUT			
CITY OF ZILLAH				1/ 1	TOWN OF HARRAH				CITY OF TOPPENISH			
COUNCILMEMBER POS. 1				100.0	TOTAL PRECINCTS				TOTAL PRECINCTS			
BOB GALLAGHER NP				555 80.9	REGISTERED VOTERS				REGISTERED VOTERS			
Writein Votes				22 3.2	VOTE BY MAIL TURNOUT				TURNOUT AT THE POLLS			
Blank Votes				109 15.9	ABSENTEE TURNOUT				ABSENTEE TURNOUT			
Over Votes				0 0.0	TOTAL TURNOUT				TOTAL TURNOUT			
					CITY OF MABTON				CITY OF UNION GAP			
CITY OF ZILLAH				1/ 1	TOTAL PRECINCTS				TOTAL PRECINCTS			
COUNCILMEMBER POS. 3				100.0	REGISTERED VOTERS				REGISTERED VOTERS			
GARY V. CLARK NP				527 76.8	TURNOUT AT THE POLLS				TURNOUT AT THE POLLS			
Writein Votes				32 4.7	ABSENTEE TURNOUT				ABSENTEE TURNOUT			
Blank Votes				126 18.4	TOTAL TURNOUT				TOTAL TURNOUT			
Over Votes				1 0.1	CITY OF MOXEE				CITY OF WAPATO			
					TOTAL PRECINCTS				TOTAL PRECINCTS			
CITY OF ZILLAH				1/ 1	REGISTERED VOTERS				REGISTERED VOTERS			
COUNCILMEMBER POS. 4				100.0	TURNOUT AT THE POLLS				TURNOUT AT THE POLLS			
CHAD CROSSLEY NP				306 44.6	ABSENTEE TURNOUT				ABSENTEE TURNOUT			
CURTIS W. WALKER NP				339 49.4	TOTAL TURNOUT				TOTAL TURNOUT			
Writein Votes				8 1.2	TOWN OF NACHES				CITY OF YAKIMA			
Blank Votes				32 4.7	TOTAL PRECINCTS				TOTAL PRECINCTS			
Over Votes				1 0.1	REGISTERED VOTERS				REGISTERED VOTERS			
					TURNOUT AT THE POLLS				TURNOUT AT THE POLLS			
CITY OF ZILLAH				1/ 1	ABSENTEE TURNOUT				VOTE BY MAIL TURNOUT			
COUNCILMEMBER POS. 5				100.0	TOTAL TURNOUT				ABSENTEE TURNOUT			
DALE L. SPURLOCK NP				235 34.3	CITY OF SELAH				TOTAL TURNOUT			
KEVIN W. RUSSELL NP				414 60.3	TOTAL PRECINCTS				CITY OF ZILLAH			
Writein Votes				3 0.4	REGISTERED VOTERS				TOTAL PRECINCTS			
Blank Votes				33 4.8	TURNOUT AT THE POLLS				REGISTERED VOTERS			
Over Votes				1 0.1	ABSENTEE TURNOUT				TURNOUT AT THE POLLS			
					TOTAL TURNOUT				ABSENTEE TURNOUT			
									TOTAL TURNOUT			

Yakima County General Election

November 4, 2003

** Final Report **

Number 15.

Page 5

Printed on 11/19/03 at 08:34 am

UNION GAP SCHOOL DIST.				6/ 6	YAKIMA SCHOOL DIST.				30/ 30	EAST VALLEY SCHOOL DIST.				11/ 11						
SCHOOL DIRECTOR DIST. 1				100.0	SCHOOL DIRECTOR POS. 3				100.0	SCHOOL DIRECTOR DIST. 1				100.0						
LOUISE A. SISK				NP	322	53.5	RICK SADER				NP	3687	30.8	ANNE DILLINGER		NP	2313	78.6		
DON MITTLIEDER				NP	219	36.4	ROBERT JAMES TUTTLE				NP	5726	47.8	Writein Votes				73	2.5	
Writein Votes					5	0.8	Writein Votes					112	0.9	Blank Votes				558	19.0	
Blank Votes					56	9.3	Blank Votes					2451	20.5	Over Votes				0	0.0	
Over Votes					0	0.0	Over Votes					8	0.1	=====						
UNION GAP SCHOOL DIST.				6/ 6	YAKIMA SCHOOL DIST.				30/ 30	EAST VALLEY SCHOOL DIST.				11/ 11						
SCHOOL DIRECTOR DIST. 2				100.0	SCHOOL DIRECTOR POS. 4				100.0	SCHOOL DIRECTOR DIST. 3				100.0						
RANDY L. SPERLE, SR.				NP	469	77.9	STEVE CAMERER				NP	4549	38.0	JAMES S. PENNING				NP	2326	79.0
Writein Votes					16	2.7	VICKIE D. YBARRA				NP	5595	46.7	Writein Votes				67	2.3	
Blank Votes					117	19.4	Writein Votes					87	0.7	Blank Votes				551	18.7	
Over Votes					0	0.0	Blank Votes					1748	14.6	Over Votes				0	0.0	
=====				=====				=====				=====				=====				
UNION GAP SCHOOL DIST.				6/ 6	YAKIMA SCHOOL DIST.				30/ 30	EAST VALLEY SCHOOL DIST.				11/ 11						
SCHOOL DIRECTOR POS. 2				100.0	SCHOOL DIRECTOR POS. 5				100.0	SCHOOL DIRECTOR DIST. 4				100.0						
CARRIE GREENOUGH				NP	499	82.9	MARTHA RICE				NP	8833	73.7	KEVIN SCHOONOVER				NP	2326	79.0
Writein Votes					11	1.8	Writein Votes					269	2.2	Writein Votes				68	2.3	
Blank Votes					92	15.3	Blank Votes					2879	24.0	Blank Votes				550	18.7	
Over Votes					0	0.0	Over Votes					3	0.0	Over Votes				0	0.0	
=====				=====				=====				=====				=====				
NACHES VALLEY SCHL DIST.				15/ 15	WAHLUKE SCHOOL DIST.				1/ 1	GRANDVIEW SCHOOL DIST.				9/ 9						
SCHOOL DIRECTOR DIST. 1				100.0	SCHOOL DIRECTOR DIST. 1				100.0	SCHOOL DIRECTOR DIST. 1				100.0						
DON FLYCKT				NP	1544	75.0	BRIAN TALBOT				NP	0	0.0	LYDIA MORENO				NP	1091	76.0
Writein Votes					35	1.7	Writein Votes					0	0.0	Writein Votes				38	2.6	
Blank Votes					479	23.3	Blank Votes					0	0.0	Blank Votes				306	21.3	
Over Votes					1	0.0	Over Votes					0	0.0	Over Votes				0	0.0	
=====				=====				=====				=====				=====				
NACHES VALLEY SCHL DIST.				15/ 15	WAHLUKE SCHOOL DIST.				1/ 1	GRANDVIEW SCHOOL DIST.				9/ 9						
SCHOOL DIRECTOR DIST. 4				100.0	SCHOOL DIRECTOR DIST. 3				100.0	SCHOOL DIRECTOR DIST. 3				100.0						
GEORGE D. PICKARD				NP	1526	74.1	JEF GALLACCI				NP	0	0.0	TONY GONZALEZ				NP	1112	77.5
Writein Votes					63	3.1	Writein Votes					0	0.0	Writein Votes				38	2.6	
Blank Votes					466	22.6	Blank Votes					0	0.0	Blank Votes				285	19.9	
Over Votes					4	0.2	Over Votes					0	0.0	Over Votes				0	0.0	
=====				=====				=====				=====				=====				
NACHES VALLEY SCHL DIST.				15/ 15	WAHLUKE SCHOOL DIST.				1/ 1	GRANDVIEW SCHOOL DIST.				9/ 9						
SCHOOL DIRECTOR DIST. 5				100.0	SCHOOL DIRECTOR POS. 4				100.0	SCHOOL DIRECTOR DIST. 4				100.0						
DOUG MAC NEIL				NP	1550	75.3	KIP CALAWAY				NP	0	0.0	TIMOTHY E. GROW				NP	1230	85.7
Writein Votes					61	3.0	Writein Votes					0	0.0	Writein Votes				30	2.1	
Blank Votes					445	21.6	Blank Votes					0	0.0	Blank Votes				175	12.2	
Over Votes					3	0.1	Over Votes					0	0.0	Over Votes				0	0.0	
=====				=====				=====				=====				=====				
=====				=====				=====				=====				=====				

Yakima County General Election

November 4, 2003

** Final Report **

Number 15.

Page 6

Printed on 11/19/03 at 08:34 am

=====				=====				=====			
SELAH SCHOOL DIST.	19/	19		MABTON SCHOOL DIST.	4/	4		TOPPENISH SCHOOL DIST.	5/	5	
SCHOOL DIRECTOR DIST. 1	100.0			SCHOOL DIRECTOR POS. 2	100.0			SCHOOL DIRECTOR DIST. 4	100.0		
-----				-----				-----			
FRANCES HARRIS	NP	2966	77.8	MANUEL GUZMAN	NP	191	79.9	GONZALO MACIAS	NP	840	72.0
Writein Votes		82	2.2	Writein Votes		9	3.8	Writein Votes		48	4.1
Blank Votes		762	20.0	Blank Votes		39	16.3	Blank Votes		277	23.7
Over Votes		1	0.0	Over Votes		0	0.0	Over Votes		2	0.2
=====				=====				=====			
SELAH SCHOOL DIST.	19/	19		SUNNYSIDE SCHOOL DIST.	14/	14		TOPPENISH SCHOOL DIST.	5/	5	
SCHOOL DIRECTOR DIST. 3	100.0			SCHOOL DIRECTOR DIST. 1	100.0			SCHOOL DIRECTOR DIST. 5	100.0		
-----				-----				-----			
TODD V. TREPANIER	NP	2916	76.5	ANDI BIEBER	NP	1182	49.3	TRACI L. BENNETT	NP	907	77.7
Writein Votes		78	2.0	LARRY PANGLE	NP	1091	45.5	Writein Votes		36	3.1
Blank Votes		816	21.4	Writein Votes		4	0.2	Blank Votes		224	19.2
Over Votes		1	0.0	Blank Votes		118	4.9	Over Votes		0	0.0
=====				=====				=====			
SELAH SCHOOL DIST.	19/	19		SUNNYSIDE SCHOOL DIST.	14/	14		HIGHLAND SCHOOL DIST.	11/	11	
SCHOOL DIRECTOR DIST. 4	100.0			SCHOOL DIRECTOR DIST. 4	100.0			SCHOOL DIRECTOR DIST. 1	100.0		
-----				-----				-----			
MARK BLORE	NP	1045	27.4	DARIA M-MILLER	NP	673	28.1	RYAN S. KEZELE	NP	808	75.0
WENDY L. CULVER	NP	2184	57.3	FREDRICK KILIAN	NP	1613	67.3	Writein Votes		50	4.6
Writein Votes		48	1.3	Writein Votes		8	0.3	Blank Votes		219	20.3
Blank Votes		531	13.9	Blank Votes		102	4.3	Over Votes		0	0.0
Over Votes		3	0.1	Over Votes		1	0.0	=====			
=====				=====				=====			
SELAH SCHOOL DIST.	19/	19		SUNNYSIDE SCHOOL DIST.	14/	14		HIGHLAND SCHOOL DIST.	11/	11	
SCHOOL DIRECTOR DIST. 5	100.0			SCHOOL DIRECTOR DIST. 5	100.0			SCHOOL DIRECTOR DIST. 3	100.0		
-----				-----				-----			
ANN M. WASHUT	NP	2972	78.0	MIGUEL PUENTE	NP	641	26.7	BRUCE ALLEN	NP	829	77.0
Writein Votes		83	2.2	BILL SMITH	NP	1612	67.3	Writein Votes		31	2.9
Blank Votes		756	19.8	Writein Votes		6	0.3	Blank Votes		217	20.1
Over Votes		0	0.0	Blank Votes		138	5.8	Over Votes		0	0.0
=====				=====				=====			
MABTON SCHOOL DIST.	4/	4		Over Votes		0	0.0	HIGHLAND SCHOOL DIST.	11/	11	
SCHOOL DIRECTOR DIST. 1	100.0			=====				SCHOOL DIRECTOR POS. 2	100.0		
-----				=====				-----			
RAFAEL SAGRERO	NP	182	76.2	TOPPENISH SCHOOL DIST.	5/	5		ANN BOWMAN	NP	817	75.9
Writein Votes		9	3.8	SCHOOL DIRECTOR DIST. 1	100.0			Writein Votes		39	3.6
Blank Votes		48	20.1	-----				Blank Votes		220	20.4
Over Votes		0	0.0	RICK L. SCHUTZ	NP	936	80.2	Over Votes		1	0.1
=====				Writein Votes		40	3.4	=====			
MABTON SCHOOL DIST.	4/	4		Blank Votes		190	16.3	BICKLETON SCHOOL DIST.	1/	1	
SCHOOL DIRECTOR DIST. 2	100.0			Over Votes		1	0.1	SCHOOL DIRECTOR POS. 2	100.0		
-----				=====				-----			
KEN STOWELL	NP	197	82.4	TOPPENISH SCHOOL DIST.	5/	5		SUSAN POWERS	NP	16	88.9
Writein Votes		5	2.1	SCHOOL DIRECTOR DIST. 2	100.0			Writein Votes		0	0.0
Blank Votes		37	15.5	-----				Blank Votes		2	11.1
Over Votes		0	0.0	BILL ROGERS	NP	852	73.0	Over Votes		0	0.0
=====				Writein Votes		71	6.1	=====			
				Blank Votes		244	20.9				
				Over Votes		0	0.0				
				=====							

Yakima County General Election

November 4, 2003

** Final Report **

Number 15.

Page 7

Printed on 11/19/03 at 08:34 am

BICKLETON SCHOOL DIST.			1/ 1	GRANGER SCHOOL DIST.	5/ 5	WAPATO SCHOOL DIST.	7/ 7
SCHOOL DIRECTOR POS. 3			100.0	SCHOOL DIRECTOR DIST. 5	100.0	SCHOOL DIRECTOR DIST. 4	100.0
BILLIE J. BROWN NP			16 88.9	KYLE E. SHINN NP		444 77.4	REBECCA F. CORDOVA NP 886 75.7
Writein Votes			0 0.0	Writein Votes		21 3.7	Writein Votes 34 2.9
Blank Votes			2 11.1	Blank Votes		109 19.0	Blank Votes 249 21.3
Over Votes			0 0.0	Over Votes		0 0.0	Over Votes 1 0.1
BICKLETON SCHOOL DIST.			1/ 1	ZILLAH SCHOOL DIST.		2/ 2	WAPATO SCHOOL DIST. 7/ 7
SCHOOL DIRECTOR POS. 4			100.0	SCHOOL DIRECTOR DIST. 1		100.0	SCHOOL DIRECTOR DIST. 5 100.0
JOHN C. JENSEN NP			15 83.3	MIKE COLLINS NP		1094 83.0	CHRIS KLEBAUM NP 642 54.9
Writein Votes			1 5.6	Writein Votes		30 2.3	MEL RIGDON NP 414 35.4
Blank Votes			2 11.1	Blank Votes		194 14.7	Writein Votes 14 1.2
Over Votes			0 0.0	Over Votes		0 0.0	Blank Votes 100 8.5
BICKLETON SCHOOL DIST.			1/ 1	ZILLAH SCHOOL DIST.		2/ 2	Over Votes 0 0.0
PROPOSITON NO. 1			100.0	SCHOOL DIRECTOR DIST. 3		100.0	WEST VALLEY SCHOOL DIST. 20/ 20
YES			11 61.1	CHRIS VAN ANTWERP NP		1009 76.6	SCHOOL DIRECTOR DIST. 1 100.0
NO			2 11.1	Writein Votes		38 2.9	STEVEN R. GAULKE NP 2342 32.6
Blank Votes			5 27.8	Blank Votes		271 20.6	MICHAEL (MIKE) MEYER NP 3936 54.8
Over Votes			0 0.0	Over Votes		0 0.0	Writein Votes 48 0.7
GRANGER SCHOOL DIST.			5/ 5	ZILLAH SCHOOL DIST.		2/ 2	Blank Votes 854 11.9
SCHOOL DIRECTOR DIST. 2			100.0	PROPOSITION NO. 1		100.0	Over Votes 3 0.0
JOVITA CASTILLEJA NP			177 30.8	PASSED 61.4%		791 60.0	WEST VALLEY SCHOOL DIST. 20/ 20
CARL LEO SLAGG NP			353 61.5	APPROVED		498 37.8	SCHOOL DIRECTOR DIST. 4 100.0
Writein Votes			7 1.2	REJECTED		29 2.2	SASHA KINLOCH NP 4126 57.4
Blank Votes			37 6.4	Blank Votes		0 0.0	IRENE GLESSNER NP 2394 33.3
Over Votes			0 0.0	Over Votes		0 0.0	Writein Votes 42 0.6
GRANGER SCHOOL DIST.			5/ 5	WAPATO SCHOOL DIST.		7/ 7	Blank Votes 617 8.6
SCHOOL DIRECTOR DIST. 3			100.0	SCHOOL DIRECTOR DIST. 2		100.0	Over Votes 4 0.1
PAUL D. GOLOB NP			458 79.8	JOANNE ESTES NP		920 78.6	WEST VALLEY SCHOOL DIST. 20/ 20
Writein Votes			20 3.5	Writein Votes		27 2.3	SCHOOL DIRECTOR DIST. 5 100.0
Blank Votes			95 16.6	Blank Votes		223 19.1	ROBERT J. WEEDIN NP 5286 73.6
Over Votes			1 0.2	Over Votes		0 0.0	Writein Votes 151 2.1
GRANGER SCHOOL DIST.			5/ 5	WAPATO SCHOOL DIST.		7/ 7	Blank Votes 1744 24.3
SCHOOL DIRECTOR DIST. 4			100.0	SCHOOL DIRECTOR DIST. 3		100.0	Over Votes 2 0.0
RON L. FLEMING NP			381 66.4	RONALD C. WILCOX NP		934 79.8	MT. ADAMS SCHOOL DIST. 3/ 3
MICHAEL J. PEREZ NP			173 30.1	Writein Votes		38 3.2	SCHOOL DIRECTOR DIST. 1 100.0
Writein Votes			1 0.2	Blank Votes		198 16.9	LARRY J. GARCIA NP 341 80.8
Blank Votes			19 3.3	Over Votes		0 0.0	Writein Votes 18 4.3
Over Votes			0 0.0				Blank Votes 63 14.9
							Over Votes 0 0.0

November 4, 2003

** Final Report **

Number 15.

Printed on 11/19/03 at 08:34 am

SCHOOL DISTRICTS			SCHOOL DISTRICTS			SCHOOL DISTRICTS		
REGISTRATION & TURNOUT			REGISTRATION & TURNOUT			REGISTRATION & TURNOUT		
UNION GAP SCHOOL DIST.			SELAH SCHOOL DIST.			GRANGER SCHOOL DIST.		
TOTAL PRECINCTS	6		TOTAL PRECINCTS	19		TOTAL PRECINCTS	5	
REGISTERED VOTERS	1305		REGISTERED VOTERS	8902		REGISTERED VOTERS	1485	
TURNOUT AT THE POLLS	168	12.9	TURNOUT AT THE POLLS	766	8.6	TURNOUT AT THE POLLS	38	2.6
VOTE BY MAIL TURNOUT	26	2.0	VOTE BY MAIL TURNOUT	259	2.9	VOTE BY MAIL TURNOUT	202	13.6
ABSENTEE TURNOUT	408	31.3	ABSENTEE TURNOUT	2786	31.3	ABSENTEE TURNOUT	334	22.5
TOTAL TURNOUT	602	46.1	TOTAL TURNOUT	3811	42.8	TOTAL TURNOUT	574	38.7
NACHES VALLEY SCHL DIST.			MABTON SCHOOL DIST.			ZLLAH SCHOOL DIST.		
TOTAL PRECINCTS	15		TOTAL PRECINCTS	4		TOTAL PRECINCTS	2	
REGISTERED VOTERS	4768		REGISTERED VOTERS	907		REGISTERED VOTERS	2294	
TURNOUT AT THE POLLS	283	5.9	TURNOUT AT THE POLLS	60	6.6	TURNOUT AT THE POLLS	490	21.4
VOTE BY MAIL TURNOUT	267	5.6	VOTE BY MAIL TURNOUT	25	2.8	ABSENTEE TURNOUT	828	36.1
ABSENTEE TURNOUT	1509	31.6	ABSENTEE TURNOUT	154	17.0	TOTAL TURNOUT	1318	57.5
TOTAL TURNOUT	2059	43.2	TOTAL TURNOUT	239	26.4			
YAKIMA SCHOOL DIST.			SUNNYSIDE SCHOOL DIST.			WAPATO SCHOOL DIST.		
TOTAL PRECINCTS	30		TOTAL PRECINCTS	14		TOTAL PRECINCTS	7	
REGISTERED VOTERS	26234		REGISTERED VOTERS	6103		REGISTERED VOTERS	4280	
TURNOUT AT THE POLLS	2005	7.6	TURNOUT AT THE POLLS	492	8.1	TURNOUT AT THE POLLS	200	4.7
VOTE BY MAIL TURNOUT	188	0.7	VOTE BY MAIL TURNOUT	155	2.5	VOTE BY MAIL TURNOUT	2	0.0
ABSENTEE TURNOUT	9791	37.3	ABSENTEE TURNOUT	1750	28.7	ABSENTEE TURNOUT	968	22.6
TOTAL TURNOUT	11984	45.7	TOTAL TURNOUT	2397	39.3	TOTAL TURNOUT	1170	27.3
WAHLUKE SCHOOL DIST.			TOPPENISH SCHOOL DIST.			WEST VALLEY SCHOOL DIST.		
TOTAL PRECINCTS	1		TOTAL PRECINCTS	5		TOTAL PRECINCTS	20	
REGISTERED VOTERS	4		REGISTERED VOTERS	3872		REGISTERED VOTERS	14997	
VOTE BY MAIL TURNOUT	0.0		TURNOUT AT THE POLLS	196	5.1	TURNOUT AT THE POLLS	1168	7.8
ABSENTEE TURNOUT	0.0		VOTE BY MAIL TURNOUT	0.0		VOTE BY MAIL TURNOUT	116	0.8
TOTAL TURNOUT	0.0		ABSENTEE TURNOUT	971	25.1	ABSENTEE TURNOUT	5899	39.3
			TOTAL TURNOUT	1167	30.1	TOTAL TURNOUT	7183	47.9
EAST VALLEY SCHOOL DIST.			HIGHLAND SCHOOL DIST.			MT. ADAMS SCHOOL DIST.		
TOTAL PRECINCTS	11		TOTAL PRECINCTS	11		TOTAL PRECINCTS	3	
REGISTERED VOTERS	7170		REGISTERED VOTERS	2231		REGISTERED VOTERS	1612	
TURNOUT AT THE POLLS	332	4.6	TURNOUT AT THE POLLS	179	8.0	TURNOUT AT THE POLLS	87	5.4
VOTE BY MAIL TURNOUT	133	1.9	VOTE BY MAIL TURNOUT	190	8.5	VOTE BY MAIL TURNOUT	53	3.3
ABSENTEE TURNOUT	2479	34.6	ABSENTEE TURNOUT	708	31.7	ABSENTEE TURNOUT	282	17.5
TOTAL TURNOUT	2944	41.1	TOTAL TURNOUT	1077	48.3	TOTAL TURNOUT	422	26.2
GRANDVIEW SCHOOL DIST.			BICKLETON SCHOOL DIST.			FIRE PROTECTION DIST. 1		
TOTAL PRECINCTS	9		TOTAL PRECINCTS	1		COMMISSIONER POS. 3	3/ 3	
REGISTERED VOTERS	4082		REGISTERED VOTERS	23				
TURNOUT AT THE POLLS	193	4.7	VOTE BY MAIL TURNOUT	13	56.5	N. DON ADAMS	NP	294 44.1
VOTE BY MAIL TURNOUT	118	2.9	ABSENTEE TURNOUT	5	21.7	RUSTY TILLET	NP	349 52.4
ABSENTEE TURNOUT	1124	27.5	TOTAL TURNOUT	18	78.3	Writein Votes		4 0.6
TOTAL TURNOUT	1435	35.2				Blank Votes		19 2.9
						Over Votes		0 0.0

November 4, 2003

** Final Report **

Number 15.

Printed on 11/19/03 at 08:34 am

=====				=====				=====			
FIRE PROTECTION DIST. 2				14/ 14	FIRE PROTECTION DIST. 9				3/ 3	FIRE PROTECTION DIST.	
COMMISSIONER POS. 3				100.0	COMMISSIONER POS. 3				100.0	REGISTRATION & TURNOUT	
-----					-----					-----	
LARRY B. DAVIS	NP	2073	78.8		ANDREW EVANS	NP	278	79.0		FIRE PROTECTION DIST. 1	
Writein Votes		45	1.7		Writein Votes		4	1.1		TOTAL PRECINCTS	
Blank Votes		514	19.5		Blank Votes		70	19.9		REGISTERED VOTERS	
Over Votes		0	0.0		Over Votes		0	0.0		TURNOUT AT THE POLLS	
=====					=====					VOTE BY MAIL TURNOUT	
FIRE PROTECTION DIST. 4				11/ 11	FIRE PROTECTION DIST. 10				3/ 3	ABSENTEE TURNOUT	
COMMISSIONER POS. 3				100.0	COMMISSIONER POS. 3				100.0	TOTAL TURNOUT	
-----					-----					-----	
SCOTT KOKENGE	NP	2361	80.3		BOB INGHAM	NP	139	66.8		FIRE PROTECTION DIST. 2	
Writein Votes		66	2.2		Writein Votes		1	0.5		TOTAL PRECINCTS	
Blank Votes		512	17.4		Blank Votes		67	32.2		REGISTERED VOTERS	
Over Votes		2	0.1		Over Votes		1	0.5		TURNOUT AT THE POLLS	
=====					=====					VOTE BY MAIL TURNOUT	
FIRE PROTECTION DIST. 5				23/ 23	FIRE PROTECTION DIST. 12				14/ 14	ABSENTEE TURNOUT	
COMMISSIONER POS. 3				100.0	COMMISSIONER POS. 1				100.0	TOTAL TURNOUT	
-----					-----					-----	
TODD LUNNING	NP	1902	40.8		JERRY K. CRAIG	NP	2850	75.2		FIRE PROTECTION DIST. 4	
HENRY VANDENBRINK, JRNP		1838	39.4		Writein Votes		84	2.2		TOTAL PRECINCTS	
Writein Votes		58	1.2		Blank Votes		852	22.5		REGISTERED VOTERS	
Blank Votes		862	18.5		Over Votes		3	0.1		TURNOUT AT THE POLLS	
Over Votes		1	0.0		=====					VOTE BY MAIL TURNOUT	
=====					FIRE PROTECTION DIST. 12				14/ 14	ABSENTEE TURNOUT	
FIRE PROTECTION DIST. 6				5/ 5	COMMISSIONER POS. 3				100.0	TOTAL TURNOUT	
COMMISSIONER POS. 3				100.0	-----					-----	
-----					DEAN P. ARMITAGE	NP	2858	75.4		FIRE PROTECTION DIST. 5	
MARK ROBERT	NP	746	78.0		Writein Votes		86	2.3		TOTAL PRECINCTS	
Writein Votes		16	1.7		Blank Votes		843	22.2		REGISTERED VOTERS	
Blank Votes		195	20.4		Over Votes		2	0.1		TURNOUT AT THE POLLS	
Over Votes		0	0.0		=====					VOTE BY MAIL TURNOUT	
=====					FIRE PROTECTION DIST. 14				4/ 4	ABSENTEE TURNOUT	
FIRE PROTECTION DIST. 7				2/ 2	COMMISSIONER POS. 3				100.0	TOTAL TURNOUT	
COMMISSIONER POS. 3				100.0	-----					-----	
-----					ANDY SIMKUS	NP	253	76.0		FIRE PROTECTION DIST. 6	
RHON RASCHKO	NP	36	90.0		Writein Votes		14	4.2		TOTAL PRECINCTS	
Writein Votes		2	5.0		Blank Votes		66	19.8		REGISTERED VOTERS	
Blank Votes		2	5.0		Over Votes		0	0.0		TURNOUT AT THE POLLS	
Over Votes		0	0.0		=====					VOTE BY MAIL TURNOUT	
=====					=====					ABSENTEE TURNOUT	
FIRE PROTECTION DIST. 9				3/ 3	=====					TOTAL TURNOUT	
COMMISSIONER POS. 1				100.0	=====					=====	
-----					=====					=====	
TED VANDER HOUWEN	NP	286	81.3		=====					=====	
Writein Votes		4	1.1		=====					=====	
Blank Votes		62	17.6		=====					=====	
Over Votes		0	0.0		=====					=====	
=====					=====					=====	

=====			=====			=====		
FIRE PROTECTION DIST.			NACHES PARK & RECREATION	4/ 4		PORT OF SUNNYSIDE	15/ 15	
REGISTRATION & TURNOUT			COMMISSIONER DIST. 2	100.0		COMMISSIONER DIST. 3	100.0	
-----			-----			-----		
FIRE PROTECTION DIST. 7			MARGARET L ST. MARTINNP	378 80.9		ST. CLAIR WOODWORTH NP	2016 79.5	
TOTAL PRECINCTS	2		Writein Votes	12 2.6		Writein Votes	69 2.7	
REGISTERED VOTERS	50		Blank Votes	77 16.5		Blank Votes	450 17.8	
TURNOUT AT THE POLLS	0.0		Over Votes	0 0.0		Over Votes	0 0.0	
VOTE BY MAIL TURNOUT	27 54.0		=====			=====		
ABSENTEE TURNOUT	13 26.0		NACHES PARK & RECREATION	4/ 4		PORT DISTRICTS		
TOTAL TURNOUT	40 80.0		COMMISSIONER DIST. 3	100.0		REGISTRATION & TURNOUT		
-----			-----			-----		
FIRE PROTECTION DIST. 9			WAYNE L. HAWVER NP	328 70.2		PORT OF GRANDVIEW		
TOTAL PRECINCTS	3		Writein Votes	19 4.1		TOTAL PRECINCTS	10	
REGISTERED VOTERS	663		Blank Votes	119 25.5		REGISTERED VOTERS	4275	
VOTE BY MAIL TURNOUT	198 29.9		Over Votes	1 0.2		TURNOUT AT THE POLLS	187 4.4	
ABSENTEE TURNOUT	154 23.2		=====			VOTE BY MAIL TURNOUT	178 4.2	
TOTAL TURNOUT	352 53.1		NACHES PARK & RECREATION	4/ 4		ABSENTEE TURNOUT	1136 26.6	
			COMMISSIONER DIST. 4	100.0		TOTAL TURNOUT	1501 35.1	
-----			-----			-----		
FIRE PROTECTION DIST. 10			PAT LOUNSBURY NP	368 78.8		PORT OF SUNNYSIDE		
TOTAL PRECINCTS	3		Writein Votes	11 2.4		TOTAL PRECINCTS	15	
REGISTERED VOTERS	381		Blank Votes	88 18.8		REGISTERED VOTERS	6366	
TURNOUT AT THE POLLS	1 0.3		Over Votes	0 0.0		TURNOUT AT THE POLLS	498 7.8	
VOTE BY MAIL TURNOUT	67 17.6		=====			VOTE BY MAIL TURNOUT	181 2.8	
ABSENTEE TURNOUT	140 36.7		NACHES PARK & RECREATION	4/ 4		ABSENTEE TURNOUT	1856 29.2	
TOTAL TURNOUT	208 54.6		COMMISSIONER DIST. 5	100.0		TOTAL TURNOUT	2535 39.8	
-----			-----			=====		
FIRE PROTECTION DIST. 12			LARRY D. DEKKER NP	351 75.2		COWICHE SEWER DIST.	1/ 1	
TOTAL PRECINCTS	14		Writein Votes	9 1.9		COMMISSIONER POS. 3	100.0	
REGISTERED VOTERS	8744		Blank Votes	107 22.9		-----		
TURNOUT AT THE POLLS	581 6.6		Over Votes	0 0.0		KRISTEN L. OLSON NP	20 71.4	
VOTE BY MAIL TURNOUT	145 1.7		=====			Writein Votes	2 7.1	
ABSENTEE TURNOUT	3063 35.0		NACHES PARK & RECREATION			Blank Votes	6 21.4	
TOTAL TURNOUT	3789 43.3		REGISTRATION & TURNOUT			Over Votes	0 0.0	
-----			-----			=====		
FIRE PROTECTION DIST. 14			TOTAL PRECINCTS	4		TERRACE HGTS SEWER DIST.	8/ 8	
TOTAL PRECINCTS	4		REGISTERED VOTERS	1100		COMMISSIONER POS. 3	100.0	
REGISTERED VOTERS	713		TURNOUT AT THE POLLS	73 6.6		-----		
TURNOUT AT THE POLLS	43 6.0		VOTE BY MAIL TURNOUT	29 2.6		JOHN NEIDHARDT NP	1170 80.6	
VOTE BY MAIL TURNOUT	40 5.6		ABSENTEE TURNOUT	365 33.2		Writein Votes	32 2.2	
ABSENTEE TURNOUT	250 35.1		TOTAL TURNOUT	467 42.5		Blank Votes	249 17.2	
TOTAL TURNOUT	333 46.7		=====			Over Votes	0 0.0	
=====			=====			=====		
NACHES PARK & RECREATION	4/ 4		PORT OF GRANDVIEW	10/ 10		=====		
COMMISSIONER DIST. 1	100.0		COMMISSIONER DIST. 2	100.0		-----		
-----			-----			-----		
HAZEL BARNETT NP	360 77.1		JAMES E. WHITE NP	1245 82.9				
Writein Votes	4 0.9		Writein Votes	41 2.7				
Blank Votes	103 22.1		Blank Votes	214 14.3				
Over Votes	0 0.0		Over Votes	1 0.1				
=====			=====			=====		

Yakima County General Election

November 4, 2003

** Final Report **

Number 15.

Page 11

Printed on 11/19/03 at 08:34 am

SEWER DISTRICTS

REGISTRATION & TURNOUT

COWICHE SEWER DIST.

TOTAL PRECINCTS	1	
REGISTERED VOTERS	99	
TURNOUT AT THE POLLS	8	8.1
ABSENTEE TURNOUT	20	20.2
TOTAL TURNOUT	28	28.3

TERRACE HGTS SEWER DIST.

TOTAL PRECINCTS	8	
REGISTERED VOTERS	3240	
TURNOUT AT THE POLLS	159	4.9
VOTE BY MAIL TURNOUT	71	2.2
ABSENTEE TURNOUT	1221	37.7
TOTAL TURNOUT	1451	44.8

Precinct	Voters	Trnout	Pct	1	2	3	4	5	6	7	8	9	10	11	12
YAKIMA 0101	706	46	6.5	0	0	33	13			5	0	31	10		
YAKIMA 0104	659	38	5.8	1	0	25	12			1	0	26	11		
YAKIMA 0110	1255	168	13.4	2	0	114	52			11	0	120	37		
YAKIMA 0111	1136	58	5.1	2	0	38	18			4	0	43	11		
YAKIMA 0116	183	28	15.3	1	0	15	12			1	0	20	7		
YAKIMA 0118	291	31	10.7	1	0	21	9			0	0	24	7		
YAKIMA 0120	857	36	4.2	0	0	23	13			1	0	26	9		
YAKIMA 0126	857	37	4.3	2	0	23	12			1	0	23	13		
YAKIMA 0127	800	49	6.1	0	0	31	18			3	0	34	12		
YAKIMA 0129	925	56	6.1	2	0	37	17			3	0	37	16		
YAKIMA 0131	1363	102	7.5	6	0	62	34			5	0	86	11		
YAKIMA 0133	1452	154	10.6	4	0	107	43			5	0	127	22		
YAKIMA 0134	1471	159	10.8	6	0	116	37			10	0	134	15		
YAKIMA 0138	2175	168	7.7	2	0	125	41			5	0	133	30		
YAKIMA 0142	1439	65	4.5	1	0	49	15			6	0	47	12		
YAKIMA 0154	1604	126	7.9	1	1	90	34			2	0	109	15		
YAKIMA 0155	1216	112	9.2	3	0	85	24			7	0	91	14		
YAKIMA 0156	939	73	7.8	2	0	47	24			3	0	61	9		
YAKIMA 0162	615	34	5.5	0	0	26	8			0	0	31	3		
YAKIMA 0163	1341	136	10.1	5	0	105	26			8	0	116	12		
YAKIMA 0165	19	7	36.8	0	0	4	3			0	0	4	3		
YAKIMA 0169	1708	199	11.7	10	0	135	54			18	0	150	31		
YAKIMA 0170	1657	142	8.6	4	0	101	37			7	0	113	22		
YAKIMA 0179	1826	179	9.8	2	0	138	39			2	0	150	27		
YAKIMA 0181	1040	101	9.7	3	0	69	29			5	0	87	9		
YAKIMA 0182	1631	132	8.1	5	0	98	29			2	0	112	18		
YAKIMA 0184	761	40	5.3	1	0	31	8			2	0	24	14		
YAKIMA 0186	1136	110	9.7	4	0	77	29			6	0	83	21		
GRANDVIEW 0301	196	50	25.5	4	0	30	16			5	0	38	7		
GRANDVIEW 0302	782	47	6.0	0	0	23	24			2	0	35	10		
GRANDVIEW 0303	719	38	5.3	0	0	27	11			0	0	34	4		
GRANDVIEW 0304	139	22	15.8	0	0	12	10			2	0	19	1		
GRANDVIEW 0305	20	4	20.0	0	0	3	1			0	0	3	1		
GRANDVIEW 0306	757	46	6.1	2	0	34	10			4	0	32	10		
GRANGER 0501	565	38	6.7	3	0	25	10			5	0	21	12		
HARRAH 0701	185	53	28.6	3	0	33	17			0	0	38	15		
MABTON 0901	473	30	6.3	0	0	23	7			1	0	19	10		
MOXEE 1101	486	32	6.6	0	0	26	6			3	0	24	5		
NACHES 1301	366	35	9.6	2	0	25	8			2	0	30	3		

C O L U M N L E G E N D

1: INITIATIVE TO THE PEOPLE 841 Blank Votes	4: INITIATIVE TO THE PEOPLE 841 NO	7: HOUSE JOINT RESOLUTION 4206 Blank Votes	10: HOUSE JOINT RESOLUTION 4206 REJECTED
2: INITIATIVE TO THE PEOPLE 841 Over Votes	5:	8: HOUSE JOINT RESOLUTION 4206 Over Votes	11:
3: INITIATIVE TO THE PEOPLE 841 YES	6:	9: HOUSE JOINT RESOLUTION 4206 APPROVED	12:

Precinct	Voters	Trnout	Pct	1	2	3	4	5	6	7	8	9	10	11	12
SELAH 1501	640	62	9.7	2	0	41	19			7	0	44	11		
SELAH 1502	726	116	16.0	4	0	81	31			4	0	93	19		
SELAH 1503	652	96	14.7	9	0	65	22			11	0	66	19		
SELAH 1504	744	94	12.6	0	0	71	23			2	0	74	18		
SUNNYSIDE 1701	670	51	7.6	2	0	35	14			4	0	34	13		
SUNNYSIDE 1702	15	0	0.0	0	0	0	0			0	0	0	0		
SUNNYSIDE 1703	632	68	10.8	2	0	45	21			3	0	53	12		
SUNNYSIDE 1705	657	95	14.5	5	0	76	14			8	0	69	18		
SUNNYSIDE 1706	646	30	4.6	4	0	16	10			3	0	18	9		
SUNNYSIDE 1708	566	38	6.7	0	0	31	7			3	0	22	13		
TIETON 1901	327	45	13.8	5	0	31	9			4	0	31	10		
TOPPENISH 2101	1216	75	6.2	1	0	50	24			2	0	47	26		
TOPPENISH 2103	924	38	4.1	1	0	21	16			2	0	24	12		
UNION GAP 2301	733	92	12.6	1	0	65	26			3	0	62	27		
UNION GAP 2303	581	85	14.6	4	0	59	22			7	0	65	13		
UNION GAP 2306	891	63	7.1	0	0	49	14			4	0	43	16		
WAPATO 2501	1107	45	4.1	2	0	30	13			5	0	29	11		
ZILLAH 2701	1142	262	22.9	6	0	186	70			14	0	193	55		
ALFALFA 3002	224	56	25.0	0	0	42	14			1	0	36	19		
APPLE VALLEY 3003	669	49	7.3	2	0	36	11			2	0	41	6		
BELMA 3101	1079	56	5.2	0	0	44	12			5	0	36	15		
BRADSHAW 3102	1040	39	3.8	1	0	28	10			1	0	28	10		
BUENA 3104	535	37	6.9	0	0	29	8			0	0	27	10		
BYRON 3105	68	11	16.2	0	0	11	0			0	0	9	2		
BUTTERFIELD 3106	669	46	6.9	0	0	34	12			5	0	34	7		
CLIFFDELL 3204	102	40	39.2	1	0	27	12			0	0	30	10		
COTTONWOOD 3205	1537	100	6.5	1	0	75	24			8	0	76	16		
COUNTRY CLUB 3206	813	46	5.7	0	0	36	10			1	0	40	5		
COWICHE CANYON 3208	130	40	30.8	0	0	32	8			3	0	26	11		
CRESCENT 3209	12	7	58.3	0	0	6	1			1	0	3	3		
E AHTANUM 3301	748	38	5.1	0	0	29	9			2	0	27	9		
E GRANGER 3303	326	71	21.8	2	0	53	16			3	0	56	12		
E MOXEE 3304	678	35	5.2	0	0	31	4			2	0	25	8		
E NACHES 3305	636	38	6.0	0	0	30	8			0	0	26	12		
E SELAH 3306	381	35	9.2	1	0	27	7			1	0	26	8		
E TIETON 3308	592	87	14.7	3	0	72	12			9	0	58	20		
E TOPPENISH 3309	995	36	3.6	0	0	25	11			1	0	21	14		
E WAPATO 3310	1161	55	4.7	1	0	43	11			3	0	40	12		
E ZILLAH 3311	1152	228	19.8	9	0	179	40			7	0	187	34		
ENGLEWOOD 3312	790	51	6.5	2	0	35	14			3	0	39	9		

C O L U M N L E G E N D

1: INITIATIVE TO THE PEOPLE
841
Blank Votes

4: INITIATIVE TO THE PEOPLE
841
NO

7: HOUSE JOINT RESOLUTION
4206
Blank Votes

10: HOUSE JOINT RESOLUTION
4206
REJECTED

2: INITIATIVE TO THE PEOPLE
841
Over Votes

5:

8: HOUSE JOINT RESOLUTION
4206
Over Votes

11:

3: INITIATIVE TO THE PEOPLE
841
YES

6:

9: HOUSE JOINT RESOLUTION
4206
APPROVED

12:

Precinct	Voters	Trnout	Pct	1	2	3	4	5	6	7	8	9	10	11	12
ESCHBACH 3313	186	21	11.3	0	0	17	4			1	0	12	8		
FAIRVIEW 3502	0	0	0.0	0	0	0	0			0	0	0	0		
FULLBRIGHT 3503	68	26	38.2	0	0	21	5			1	0	19	6		
FIRING CENTER 3504	16	6	37.5	0	0	4	2			0	0	6	0		
GLADE 3601	44	27	61.4	2	0	20	5			0	0	25	2		
GLEED 3602	1155	72	6.2	0	0	58	14			1	0	59	12		
GROMORE 3605	1104	89	8.1	2	0	69	18			7	0	67	15		
HARRAH RURAL 3701	685	46	6.7	2	0	34	10			2	0	31	13		
LIBERTY 3902	321	67	20.9	1	0	50	16			0	0	56	11		
LOWER WENAS 3903	1230	105	8.5	3	0	76	26			2	0	77	26		
LOWER NACHES 3904	191	62	32.5	5	0	44	13			1	0	52	9		
MCKINLEY 4001	507	23	4.5	1	0	19	3			2	0	18	3		
MABTON RURAL 4002	345	30	8.7	0	0	15	15			1	0	19	10		
MOXEE RURAL 4003	1517	62	4.1	0	0	47	15			1	0	46	15		
NACHES HTS 4101	267	61	22.8	0	0	50	11			5	0	50	6		
NILE 4102	630	43	6.8	1	0	30	12			4	0	29	10		
N COWICHE 4104	532	46	8.6	1	0	34	11			4	0	33	9		
N GRANDVIEW 4105	289	42	14.5	0	0	26	16			2	0	28	12		
N HOLLAND 4106	479	19	4.0	0	0	18	1			0	0	15	4		
N SELAH HGTS 4108	423	82	19.4	1	0	62	19			5	0	64	13		
N SUNNYSIDE 4109	1220	119	9.8	1	0	106	12			7	0	82	30		
N GLEED 4111	1019	95	9.3	1	0	73	21			5	0	75	15		
N SELAH 4112	786	72	9.2	0	0	50	22			3	0	54	15		
N TAMPICO 4114	140	35	25.0	2	0	25	8			1	0	27	7		
N WENAS 4115	291	80	27.5	3	0	57	20			1	0	61	18		
OUTLOOK 4303	256	55	21.5	2	0	43	10			4	0	42	9		
PARKER HGTS 4401	467	41	8.8	3	0	33	5			2	0	33	6		
POMONA 4402	627	53	8.5	1	0	39	13			2	0	39	12		
REST HAVEN 4501	265	27	10.2	3	0	13	11			0	0	22	5		
RIMROCK 4503	84	18	21.4	0	0	16	2			0	0	10	8		
ROZA HILL 4504	439	58	13.2	1	0	46	11			2	0	48	8		
SCENIC 4601	271	48	17.7	0	0	38	10			0	0	45	3		
SELAH CENTRAL 4602	407	51	12.5	3	0	27	21			2	0	43	6		
SELAH EXTENSION 4603	1403	133	9.5	2	0	106	25			9	0	84	40		
SELAH RURAL 4604	267	46	17.2	0	0	39	7			0	0	41	5		
SLAVIN 4606	668	32	4.8	0	0	26	6			2	0	24	6		
S AIRPORT 4607	35	16	45.7	0	0	13	3			5	0	8	3		
SELAH LOOP 4608	234	36	15.4	0	0	25	11			1	0	28	7		
S COWICHE 4609	266	46	17.3	4	0	32	10			3	0	40	3		
S SUNNYSIDE 4615	574	46	8.0	1	0	37	8			0	0	44	2		

C O L U M N L E G E N D

1: INITIATIVE TO THE PEOPLE 841 Blank Votes	4: INITIATIVE TO THE PEOPLE 841 NO	7: HOUSE JOINT RESOLUTION 4206 Blank Votes	10: HOUSE JOINT RESOLUTION 4206 REJECTED
2: INITIATIVE TO THE PEOPLE 841 Over Votes	5:	8: HOUSE JOINT RESOLUTION 4206 Over Votes	11:
3: INITIATIVE TO THE PEOPLE 841 YES	6:	9: HOUSE JOINT RESOLUTION 4206 APPROVED	12:

Precinct	Voters	Trnout	Pct	1	2	3	4	5	6	7	8	9	10	11	12
SUNNYVALLEY 4618	521	51	9.8	0	0	44	7			1	0	37	13		
S AHTANUM 4623	111	16	14.4	1	0	12	3			1	0	11	4		
S HILLS 4624	217	65	30.0	2	0	51	12			3	0	56	6		
S WENAS 4625	11	4	36.4	0	0	4	0			0	0	4	0		
SUMMITVIEW 4626	30	7	23.3	0	0	6	1			0	0	6	1		
S NACHES HGTS 4627	205	75	36.6	0	0	69	6			1	0	63	11		
S OUTLOOK 4628	252	52	20.6	3	0	37	12			2	0	40	10		
TAMPICO 4801	1009	90	8.9	2	0	67	21			5	0	61	24		
TERRACE HGTS 4802	1035	60	5.8	0	0	47	13			2	0	55	3		
WANETA 5001	226	49	21.7	1	0	32	16			2	0	39	8		
W AHTANUM 5003	903	74	8.2	1	0	65	8			6	0	57	11		
WESTVIEW 5010	728	50	6.9	1	0	37	12			1	0	42	7		
WHITE SWAN 5012	940	48	5.1	1	0	31	16			2	0	35	11		
WILEY CITY 5014	648	41	6.3	1	0	34	6			2	0	30	9		
W SELAH 5016	323	34	10.5	3	0	27	4			1	0	28	5		
W WASHINGTON 5020	315	67	21.3	1	0	48	18			5	0	47	15		
YAKIMA RIDGE 5101	127	48	37.8	2	0	28	18			0	0	41	7		
WANAPUM 5202	4	0	0.0	0	0	0	0			0	0	0	0		
ABSENTEE PRECINCT 0101	0	207	0.0	17	1	104	85			20	1	149	37		
ABSENTEE PRECINCT 0104	0	138	0.0	7	0	69	62			11	0	77	50		
ABSENTEE PRECINCT 0110	0	409	0.0	15	0	275	119			21	0	320	68		
ABSENTEE PRECINCT 0111	0	346	0.0	16	0	226	104			20	0	254	72		
ABSENTEE PRECINCT 0116	0	61	0.0	3	0	37	21			2	0	47	12		
ABSENTEE PRECINCT 0118	0	110	0.0	7	0	65	38			8	0	82	20		
ABSENTEE PRECINCT 0120	0	217	0.0	11	2	103	101			14	0	138	65		
ABSENTEE PRECINCT 0126	0	206	0.0	12	0	112	82			9	0	143	54		
ABSENTEE PRECINCT 0127	0	255	0.0	8	0	159	88			11	0	184	60		
ABSENTEE PRECINCT 0129	0	262	0.0	12	0	167	83			11	0	191	60		
ABSENTEE PRECINCT 0131	0	491	0.0	25	0	273	193			20	0	373	98		
ABSENTEE PRECINCT 0133	0	539	0.0	28	1	329	181			32	0	409	98		
ABSENTEE PRECINCT 0134	0	656	0.0	33	0	426	197			52	0	509	95		
ABSENTEE PRECINCT 0138	0	1036	0.0	81	1	638	316			81	0	795	160		
ABSENTEE PRECINCT 0142	0	546	0.0	46	0	332	168			37	0	381	128		
ABSENTEE PRECINCT 0154	0	660	0.0	30	0	445	185			36	1	505	118		
ABSENTEE PRECINCT 0155	0	509	0.0	33	0	306	170			32	0	396	81		
ABSENTEE PRECINCT 0156	0	306	0.0	18	1	191	96			24	0	221	61		
ABSENTEE PRECINCT 0162	0	242	0.0	10	0	165	67			9	0	188	45		
ABSENTEE PRECINCT 0163	0	747	0.0	28	1	568	150			25	0	627	95		
ABSENTEE PRECINCT 0165	0	4	0.0	1	0	3	0			1	0	3	0		
ABSENTEE PRECINCT 0169	0	805	0.0	45	1	579	180			46	0	647	112		

C O L U M N L E G E N D

1: INITIATIVE TO THE PEOPLE 841 Blank Votes	4: INITIATIVE TO THE PEOPLE 841 NO	7: HOUSE JOINT RESOLUTION 4206 Blank Votes	10: HOUSE JOINT RESOLUTION 4206 REJECTED
2: INITIATIVE TO THE PEOPLE 841 Over Votes	5:	8: HOUSE JOINT RESOLUTION 4206 Over Votes	11:
3: INITIATIVE TO THE PEOPLE 841 YES	6:	9: HOUSE JOINT RESOLUTION 4206 APPROVED	12:

Precinct	Voters	Trnout	Pct	1	2	3	4	5	6	7	8	9	10	11	12
ABSENTEE PRECINCT 0170	0	719	0.0	30	0	490	199			31	0	577	111		
ABSENTEE PRECINCT 0179	0	827	0.0	48	0	552	227			51	0	652	124		
ABSENTEE PRECINCT 0181	0	474	0.0	22	1	319	132			27	0	380	67		
ABSENTEE PRECINCT 0182	0	682	0.0	43	0	460	179			45	1	546	90		
ABSENTEE PRECINCT 0184	0	283	0.0	11	1	184	87			17	0	201	65		
ABSENTEE PRECINCT 0186	0	452	0.0	20	0	308	124			26	0	349	77		
ABSENTEE PRECINCT 0301	0	20	0.0	2	0	8	10			0	0	18	2		
ABSENTEE PRECINCT 0302	0	168	0.0	8	0	95	65			10	0	129	29		
ABSENTEE PRECINCT 0303	0	143	0.0	11	1	79	52			7	0	96	40		
ABSENTEE PRECINCT 0304	0	47	0.0	2	0	24	21			1	0	33	13		
ABSENTEE PRECINCT 0305	0	9	0.0	0	0	7	2			2	0	6	1		
ABSENTEE PRECINCT 0306	0	266	0.0	14	0	160	92			14	0	216	36		
ABSENTEE PRECINCT 0501	0	117	0.0	10	1	67	39			14	0	85	18		
ABSENTEE PRECINCT 0701	0	30	0.0	3	0	16	11			2	0	20	8		
ABSENTEE PRECINCT 0901	0	79	0.0	5	0	36	38			5	0	55	19		
ABSENTEE PRECINCT 1101	0	134	0.0	7	0	84	43			7	0	92	35		
ABSENTEE PRECINCT 1301	0	126	0.0	9	0	83	34			7	0	90	29		
ABSENTEE PRECINCT 1501	0	163	0.0	12	0	98	53			11	0	125	27		
ABSENTEE PRECINCT 1502	0	237	0.0	18	0	147	72			16	0	190	31		
ABSENTEE PRECINCT 1503	0	254	0.0	19	0	166	69			18	0	206	30		
ABSENTEE PRECINCT 1504	0	253	0.0	18	0	166	69			17	0	194	42		
ABSENTEE PRECINCT 1701	0	153	0.0	8	0	75	70			8	0	109	36		
ABSENTEE PRECINCT 1702	0	8	0.0	1	0	4	3			3	0	5	0		
ABSENTEE PRECINCT 1703	0	205	0.0	14	0	124	67			17	0	147	41		
ABSENTEE PRECINCT 1705	0	260	0.0	25	0	186	49			25	0	207	28		
ABSENTEE PRECINCT 1706	0	171	0.0	13	0	99	59			11	0	121	39		
ABSENTEE PRECINCT 1708	0	114	0.0	6	0	64	44			7	0	79	28		
ABSENTEE PRECINCT 1901	0	97	0.0	3	0	59	35			7	0	71	19		
ABSENTEE PRECINCT 2101	0	336	0.0	12	1	201	122			6	0	237	93		
ABSENTEE PRECINCT 2103	0	179	0.0	6	0	92	81			10	0	125	44		
ABSENTEE PRECINCT 2301	0	221	0.0	5	0	137	79			9	0	142	70		
ABSENTEE PRECINCT 2303	0	213	0.0	17	0	123	73			13	0	160	40		
ABSENTEE PRECINCT 2306	0	262	0.0	11	0	175	76			12	0	182	68		
ABSENTEE PRECINCT 2501	0	222	0.0	13	0	122	87			20	0	161	41		
ABSENTEE PRECINCT 2701	0	424	0.0	29	0	284	111			25	0	324	75		
ABSENTEE PRECINCT 3002	0	22	0.0	0	0	15	7			0	0	20	2		
ABSENTEE PRECINCT 3003	0	230	0.0	10	0	151	69			15	0	167	48		
ABSENTEE PRECINCT 3101	0	354	0.0	7	0	262	85			17	0	256	81		
ABSENTEE PRECINCT 3102	0	239	0.0	5	0	159	75			7	0	174	58		
ABSENTEE PRECINCT 3104	0	175	0.0	3	0	125	47			5	0	144	26		

C O L U M N L E G E N D

1: INITIATIVE TO THE PEOPLE 841 Blank Votes	4: INITIATIVE TO THE PEOPLE 841 NO	7: HOUSE JOINT RESOLUTION 4206 Blank Votes	10: HOUSE JOINT RESOLUTION 4206 REJECTED
2: INITIATIVE TO THE PEOPLE 841 Over Votes	5:	8: HOUSE JOINT RESOLUTION 4206 Over Votes	11:
3: INITIATIVE TO THE PEOPLE 841 YES	6:	9: HOUSE JOINT RESOLUTION 4206 APPROVED	12:

Precinct	Voters	Trnout	Pct	1	2	3	4	5	6	7	8	9	10	11	12
ABSENTEE PRECINCT 3105	0	11	0.0	0	0	11	0			0	0	8	3		
ABSENTEE PRECINCT 3106	0	233	0.0	8	0	157	68			13	0	182	38		
ABSENTEE PRECINCT 3204	0	20	0.0	0	0	14	6			0	0	14	6		
ABSENTEE PRECINCT 3205	0	578	0.0	21	0	441	116			33	0	459	86		
ABSENTEE PRECINCT 3206	0	311	0.0	8	0	236	67			17	0	263	31		
ABSENTEE PRECINCT 3208	0	21	0.0	0	0	18	3			1	0	17	3		
ABSENTEE PRECINCT 3301	0	296	0.0	12	0	204	80			15	0	219	62		
ABSENTEE PRECINCT 3303	0	91	0.0	7	0	57	27			5	0	69	17		
ABSENTEE PRECINCT 3304	0	246	0.0	6	0	181	59			11	0	192	43		
ABSENTEE PRECINCT 3305	0	215	0.0	8	0	155	52			22	0	152	41		
ABSENTEE PRECINCT 3306	0	90	0.0	4	0	61	25			3	0	61	26		
ABSENTEE PRECINCT 3308	0	222	0.0	9	0	162	51			16	0	163	43		
ABSENTEE PRECINCT 3309	0	236	0.0	6	0	165	65			12	0	169	55		
ABSENTEE PRECINCT 3310	0	232	0.0	7	0	152	73			14	0	167	51		
ABSENTEE PRECINCT 3311	0	404	0.0	17	0	305	82			22	0	309	73		
ABSENTEE PRECINCT 3312	0	305	0.0	11	0	221	73			16	0	257	32		
ABSENTEE PRECINCT 3313	0	76	0.0	3	0	62	11			5	0	58	13		
ABSENTEE PRECINCT 3503	0	10	0.0	0	0	10	0			0	0	10	0		
ABSENTEE PRECINCT 3601	0	9	0.0	0	0	5	4			2	0	5	2		
ABSENTEE PRECINCT 3602	0	414	0.0	9	0	290	115			26	0	334	54		
ABSENTEE PRECINCT 3605	0	305	0.0	6	1	237	61			19	0	229	57		
ABSENTEE PRECINCT 3701	0	172	0.0	3	1	132	36			6	0	130	36		
ABSENTEE PRECINCT 3902	0	94	0.0	8	0	59	27			7	0	69	18		
ABSENTEE PRECINCT 3903	0	367	0.0	7	0	259	101			10	0	286	71		
ABSENTEE PRECINCT 3904	0	40	0.0	0	0	26	14			2	0	26	12		
ABSENTEE PRECINCT 4001	0	120	0.0	2	0	87	31			1	0	93	26		
ABSENTEE PRECINCT 4002	0	60	0.0	4	0	39	17			10	0	41	9		
ABSENTEE PRECINCT 4003	0	499	0.0	10	1	350	138			21	0	377	101		
ABSENTEE PRECINCT 4101	0	83	0.0	0	0	68	15			1	0	69	13		
ABSENTEE PRECINCT 4102	0	228	0.0	6	0	149	73			7	0	173	48		
ABSENTEE PRECINCT 4104	0	175	0.0	9	0	127	39			15	0	115	45		
ABSENTEE PRECINCT 4105	0	91	0.0	0	0	67	24			4	0	68	19		
ABSENTEE PRECINCT 4106	0	162	0.0	3	0	119	40			12	0	119	31		
ABSENTEE PRECINCT 4108	0	150	0.0	1	0	112	37			3	0	123	24		
ABSENTEE PRECINCT 4109	0	383	0.0	16	0	279	88			25	0	282	76		
ABSENTEE PRECINCT 4111	0	294	0.0	7	0	214	73			16	0	225	53		
ABSENTEE PRECINCT 4112	0	268	0.0	5	0	184	79			13	0	203	52		
ABSENTEE PRECINCT 4114	0	39	0.0	1	0	31	7			3	0	25	11		
ABSENTEE PRECINCT 4115	0	78	0.0	1	0	49	28			2	0	55	21		
ABSENTEE PRECINCT 4303	0	85	0.0	3	0	65	17			7	0	67	11		

C O L U M N L E G E N D

1: INITIATIVE TO THE PEOPLE 841 Blank Votes	4: INITIATIVE TO THE PEOPLE 841 NO	7: HOUSE JOINT RESOLUTION 4206 Blank Votes	10: HOUSE JOINT RESOLUTION 4206 REJECTED
2: INITIATIVE TO THE PEOPLE 841 Over Votes	5:	8: HOUSE JOINT RESOLUTION 4206 Over Votes	11:
3: INITIATIVE TO THE PEOPLE 841 YES	6:	9: HOUSE JOINT RESOLUTION 4206 APPROVED	12:

Precinct	Voters	Trnout	Pct	1	2	3	4	5	6	7	8	9	10	11	12
ABSENTEE PRECINCT 4401	0	145	0.0	3	0	116	26			3	0	117	25		
ABSENTEE PRECINCT 4402	0	181	0.0	2	0	139	40			4	0	130	47		
ABSENTEE PRECINCT 4501	0	103	0.0	4	0	71	28			8	0	75	20		
ABSENTEE PRECINCT 4503	0	14	0.0	1	0	9	4			1	0	9	4		
ABSENTEE PRECINCT 4504	0	157	0.0	3	0	118	36			7	0	130	20		
ABSENTEE PRECINCT 4601	0	110	0.0	1	0	76	33			2	0	93	15		
ABSENTEE PRECINCT 4602	0	108	0.0	5	0	72	31			6	0	76	26		
ABSENTEE PRECINCT 4603	0	456	0.0	14	0	306	136			10	0	359	87		
ABSENTEE PRECINCT 4604	0	83	0.0	2	0	60	21			2	0	69	12		
ABSENTEE PRECINCT 4606	0	231	0.0	10	0	154	67			12	0	170	49		
ABSENTEE PRECINCT 4607	0	2	0.0	0	0	2	0			0	0	2	0		
ABSENTEE PRECINCT 4608	0	86	0.0	0	0	67	19			0	0	76	10		
ABSENTEE PRECINCT 4609	0	92	0.0	2	0	69	21			7	0	67	18		
ABSENTEE PRECINCT 4615	0	190	0.0	11	0	136	43			9	0	145	36		
ABSENTEE PRECINCT 4618	0	149	0.0	7	0	109	33			8	0	106	35		
ABSENTEE PRECINCT 4623	0	35	0.0	3	0	17	15			2	0	27	6		
ABSENTEE PRECINCT 4624	0	26	0.0	0	0	21	5			1	0	21	4		
ABSENTEE PRECINCT 4626	0	5	0.0	0	0	4	1			0	0	4	1		
ABSENTEE PRECINCT 4627	0	31	0.0	0	0	24	7			1	0	20	10		
ABSENTEE PRECINCT 4628	0	41	0.0	3	0	27	11			1	0	32	8		
ABSENTEE PRECINCT 4801	0	354	0.0	5	0	254	95			13	0	260	81		
ABSENTEE PRECINCT 4802	0	381	0.0	11	1	277	92			16	0	303	62		
ABSENTEE PRECINCT 5001	0	32	0.0	1	1	19	11			3	0	23	6		
ABSENTEE PRECINCT 5003	0	298	0.0	7	0	209	82			11	1	216	70		
ABSENTEE PRECINCT 5010	0	280	0.0	12	0	200	68			20	0	222	38		
ABSENTEE PRECINCT 5012	0	136	0.0	0	1	95	40			2	0	98	36		
ABSENTEE PRECINCT 5014	0	215	0.0	3	0	159	53			19	0	156	40		
ABSENTEE PRECINCT 5016	0	83	0.0	2	0	57	24			2	0	68	13		
ABSENTEE PRECINCT 5020	0	134	0.0	8	0	95	31			5	0	101	28		
ABSENTEE PRECINCT 5101	0	22	0.0	0	0	17	5			3	0	14	5		
==> Precinct Totals	90269	8404	9.3	220	1	6139	2044			413	0	6401	1590		
==> Absentee Totals	0	30013	0.0	1334	19	20117	8543			1662	4	22802	5545		
==> Total Votes	90269	38417	42.6	1554	20	26256	10587			2075	4	29203	7135		

C O L U M N L E G E N D

1: INITIATIVE TO THE PEOPLE 841 Blank Votes	4: INITIATIVE TO THE PEOPLE 841 NO	7: HOUSE JOINT RESOLUTION 4206 Blank Votes	10: HOUSE JOINT RESOLUTION 4206 REJECTED
2: INITIATIVE TO THE PEOPLE 841 Over Votes	5:	8: HOUSE JOINT RESOLUTION 4206 Over Votes	11:
3: INITIATIVE TO THE PEOPLE 841 YES	6:	9: HOUSE JOINT RESOLUTION 4206 APPROVED	12:

R E C A P	Voters	Trnout	Pct	1	2	3	4	5	6	7	8	9	10	11	12
TURNOUT AT THE POLLS 13	8091	601	7.4	7	0	459	135			27	0	448	126		
ABSENTEE LEG DIST 13	0	3307	0.0	90	1	2338	878			143	0	2552	612		
VOTE BY MAIL LEG DIST 13	2069	329	15.9	15	0	223	91			7	0	265	57		
TOTAL VOTES LEG DIST 13	10160	4237	41.7	112	1	3020	1104			177	0	3265	795		
TURNOUT AT POLLS LEG 14	48929	4171	8.5	113	1	3016	1041			225	0	3222	724		
ABSENTEE LEG DIST 14	0	19334	0.0	923	11	12887	5513			1120	4	14766	3444		
VOTE BY MAIL LEG DIST 14	3453	745	21.6	16	0	566	163			31	0	585	129		
TOTAL VOTES LEG DIST 14	52382	24250	46.3	1052	12	16469	6717			1376	4	18573	4297		
TURNOUT AT POLLS LEG 15	24758	1885	7.6	48	0	1393	444			96	0	1363	426		
ABSENTEE LEG DIST 15	0	7372	0.0	321	7	4892	2152			399	0	5484	1489		
VOTE BY MAIL LEG DIST 15	2969	673	22.7	21	0	482	170			27	0	518	128		
TOTAL VOTES LEG DIST 15	27727	9930	35.8	390	7	6767	2766			522	0	7365	2043		
TOTAL VOTES AT THE POLLS	81778	6657	8.1	168	1	4868	1620			348	0	5033	1276		
TOTAL ABSENTEE VOTES	0	30013	0.0	1334	19	20117	8543			1662	4	22802	5545		
TOTAL VOTE BY MAIL VOTES	8491	1747	20.6	52	0	1271	424			65	0	1368	314		
TOTAL VOTES CAST	90269	38417	42.6	1554	20	26256	10587			2075	4	29203	7135		

C O L U M N L E G E N D

1: INITIATIVE TO THE PEOPLE 841 Blank Votes	4: INITIATIVE TO THE PEOPLE 841 NO	7: HOUSE JOINT RESOLUTION 4206 Blank Votes	10: HOUSE JOINT RESOLUTION 4206 REJECTED
2: INITIATIVE TO THE PEOPLE 841 Over Votes	5:	8: HOUSE JOINT RESOLUTION 4206 Over Votes	11:
3: INITIATIVE TO THE PEOPLE 841 YES	6:	9: HOUSE JOINT RESOLUTION 4206 APPROVED	12:

Precinct	Voters	Trnout	Pct	1	2	3	4	5	6	7	8	9	10	11	12
GRANDVIEW 0301	196	50	25.5	2	0	46	2			6	0	22	22	0	
GRANDVIEW 0302	782	47	6.0	6	0	39	2			1	0	26	20	0	
GRANDVIEW 0303	719	38	5.3	0	0	37	1			0	0	20	16	2	
GRANDVIEW 0304	139	22	15.8	5	0	17	0			3	0	14	5	0	
GRANDVIEW 0305	20	4	20.0	0	0	4	0			0	0	3	1	0	
GRANDVIEW 0306	757	46	6.1	6	0	40	0			2	1	25	18	0	
ABSENTEE PRECINCT 0301	0	20	0.0	2	0	16	2			2	0	8	10	0	
ABSENTEE PRECINCT 0302	0	168	0.0	28	1	136	3			7	0	94	66	1	
ABSENTEE PRECINCT 0303	0	143	0.0	25	0	114	4			14	0	73	56	0	
ABSENTEE PRECINCT 0304	0	47	0.0	3	0	43	1			4	0	29	14	0	
ABSENTEE PRECINCT 0305	0	9	0.0	1	0	8	0			0	0	6	3	0	
ABSENTEE PRECINCT 0306	0	266	0.0	39	0	215	12			23	1	140	100	2	
==> Precinct Totals	2613	207	7.9	19	0	183	5			12	1	110	82	2	
==> Absentee Totals	0	653	0.0	98	1	532	22			50	1	350	249	3	
==> Total Votes	2613	860	32.9	117	1	715	27			62	2	460	331	5	

C O L U M N L E G E N D

1: CITY OF GRANDVIEW
MAYOR
Blank Votes

4: CITY OF GRANDVIEW
MAYOR
Writein Votes

7: CITY OF GRANDVIEW
COUNCILMEMBER POS. 1
Blank Votes

10: CITY OF GRANDVIEW
COUNCILMEMBER POS. 1
LYNN SMITH NP

2: CITY OF GRANDVIEW
MAYOR
Over Votes

5:

8: CITY OF GRANDVIEW
COUNCILMEMBER POS. 1
Over Votes

11: CITY OF GRANDVIEW
COUNCILMEMBER POS. 1
Writein Votes

3: CITY OF GRANDVIEW
MAYOR
MIKE BREN NP

6:

9: CITY OF GRANDVIEW
COUNCILMEMBER POS. 1
JOAN E. SOUDERS NP

12:

R E C A P	Voters	Trnout	Pct	1	2	3	4	5	6	7	8	9	10	11	12
TURNOUT AT THE POLLS 13	0	0	0.0	0	0	0	0			0	0	0	0	0	
ABSENTEE LEG DIST 13	0	0	0.0	0	0	0	0			0	0	0	0	0	
VOTE BY MAIL LEG DIST 13	0	0	0.0	0	0	0	0			0	0	0	0	0	
TOTAL VOTES LEG DIST 13	0	0	0.0	0	0	0	0			0	0	0	0	0	
TURNOUT AT POLLS LEG 14	0	0	0.0	0	0	0	0			0	0	0	0	0	
ABSENTEE LEG DIST 14	0	0	0.0	0	0	0	0			0	0	0	0	0	
VOTE BY MAIL LEG DIST 14	0	0	0.0	0	0	0	0			0	0	0	0	0	
TOTAL VOTES LEG DIST 14	0	0	0.0	0	0	0	0			0	0	0	0	0	
TURNOUT AT POLLS LEG 15	2258	131	5.8	12	0	116	3			3	1	71	54	2	
ABSENTEE LEG DIST 15	0	653	0.0	98	1	532	22			50	1	350	249	3	
VOTE BY MAIL LEG DIST 15	355	76	21.4	7	0	67	2			9	0	39	28	0	
TOTAL VOTES LEG DIST 15	2613	860	32.9	117	1	715	27			62	2	460	331	5	
TOTAL VOTES AT THE POLLS	2258	131	5.8	12	0	116	3			3	1	71	54	2	
TOTAL ABSENTEE VOTES	0	653	0.0	98	1	532	22			50	1	350	249	3	
TOTAL VOTE BY MAIL VOTES	355	76	21.4	7	0	67	2			9	0	39	28	0	
TOTAL VOTES CAST	2613	860	32.9	117	1	715	27			62	2	460	331	5	

C O L U M N L E G E N D

1: CITY OF GRANDVIEW MAYOR Blank Votes	4: CITY OF GRANDVIEW MAYOR Writein Votes	7: CITY OF GRANDVIEW COUNCILMEMBER POS. 1 Blank Votes	10: CITY OF GRANDVIEW COUNCILMEMBER POS. 1 LYNN SMITH NP
2: CITY OF GRANDVIEW MAYOR Over Votes	5:	8: CITY OF GRANDVIEW COUNCILMEMBER POS. 1 Over Votes	11: CITY OF GRANDVIEW COUNCILMEMBER POS. 1 Writein Votes
3: CITY OF GRANDVIEW MAYOR MIKE BREN NP	6:	9: CITY OF GRANDVIEW COUNCILMEMBER POS. 1 JOAN E. SOUDERS NP	12:

Precinct	Voters	Trnout	Pct	1	2	3	4	5	6	7	8	9	10	11	12
GRANDVIEW 0301	196	50	25.5	5	0	41	4			7	0	41	2		
GRANDVIEW 0302	782	47	6.0	8	0	39	0			5	0	42	0		
GRANDVIEW 0303	719	38	5.3	2	0	36	0			2	0	36	0		
GRANDVIEW 0304	139	22	15.8	5	0	17	0			8	0	14	0		
GRANDVIEW 0305	20	4	20.0	0	0	4	0			0	0	4	0		
GRANDVIEW 0306	757	46	6.1	5	0	41	0			8	0	38	0		
ABSENTEE PRECINCT 0301	0	20	0.0	3	0	15	2			2	0	16	2		
ABSENTEE PRECINCT 0302	0	168	0.0	30	0	134	4			30	0	133	5		
ABSENTEE PRECINCT 0303	0	143	0.0	32	0	109	2			28	0	110	5		
ABSENTEE PRECINCT 0304	0	47	0.0	4	0	42	1			7	0	39	1		
ABSENTEE PRECINCT 0305	0	9	0.0	1	0	8	0			1	0	8	0		
ABSENTEE PRECINCT 0306	0	266	0.0	53	0	212	1			36	0	224	6		
==> Precinct Totals	2613	207	7.9	25	0	178	4			30	0	175	2		
==> Absentee Totals	0	653	0.0	123	0	520	10			104	0	530	19		
==> Total Votes	2613	860	32.9	148	0	698	14			134	0	705	21		

C O L U M N L E G E N D

1: CITY OF GRANDVIEW
COUNCILMEMBER POS. 2
Blank Votes

4: CITY OF GRANDVIEW
COUNCILMEMBER POS. 2
Writein Votes

7: CITY OF GRANDVIEW
COUNCILMEMBER POS. 4
Blank Votes

10: CITY OF GRANDVIEW
COUNCILMEMBER POS. 4
Writein Votes

2: CITY OF GRANDVIEW
COUNCILMEMBER POS. 2
Over Votes

5:

8: CITY OF GRANDVIEW
COUNCILMEMBER POS. 4
Over Votes

11:

3: CITY OF GRANDVIEW
COUNCILMEMBER POS. 2
RICHARD J. McLEAN NP

6:

9: CITY OF GRANDVIEW
COUNCILMEMBER POS. 4
HELEN DARR NP

12:

R E C A P	Voters	Trnout	Pct	1	2	3	4	5	6	7	8	9	10	11	12
TURNOUT AT THE POLLS 13	0	0	0.0	0	0	0	0			0	0	0	0		
ABSENTEE LEG DIST 13	0	0	0.0	0	0	0	0			0	0	0	0		
VOTE BY MAIL LEG DIST 13	0	0	0.0	0	0	0	0			0	0	0	0		
TOTAL VOTES LEG DIST 13	0	0	0.0	0	0	0	0			0	0	0	0		
TURNOUT AT POLLS LEG 14	0	0	0.0	0	0	0	0			0	0	0	0		
ABSENTEE LEG DIST 14	0	0	0.0	0	0	0	0			0	0	0	0		
VOTE BY MAIL LEG DIST 14	0	0	0.0	0	0	0	0			0	0	0	0		
TOTAL VOTES LEG DIST 14	0	0	0.0	0	0	0	0			0	0	0	0		
TURNOUT AT POLLS LEG 15	2258	131	5.8	15	0	116	0			15	0	116	0		
ABSENTEE LEG DIST 15	0	653	0.0	123	0	520	10			104	0	530	19		
VOTE BY MAIL LEG DIST 15	355	76	21.4	10	0	62	4			15	0	59	2		
TOTAL VOTES LEG DIST 15	2613	860	32.9	148	0	698	14			134	0	705	21		
TOTAL VOTES AT THE POLLS	2258	131	5.8	15	0	116	0			15	0	116	0		
TOTAL ABSENTEE VOTES	0	653	0.0	123	0	520	10			104	0	530	19		
TOTAL VOTE BY MAIL VOTES	355	76	21.4	10	0	62	4			15	0	59	2		
TOTAL VOTES CAST	2613	860	32.9	148	0	698	14			134	0	705	21		

C O L U M N L E G E N D

1: CITY OF GRANDVIEW COUNCILMEMBER POS. 2 Blank Votes	4: CITY OF GRANDVIEW COUNCILMEMBER POS. 2 Writein Votes	7: CITY OF GRANDVIEW COUNCILMEMBER POS. 4 Blank Votes	10: CITY OF GRANDVIEW COUNCILMEMBER POS. 4 Writein Votes
2: CITY OF GRANDVIEW COUNCILMEMBER POS. 2 Over Votes	5:	8: CITY OF GRANDVIEW COUNCILMEMBER POS. 4 Over Votes	11:
3: CITY OF GRANDVIEW COUNCILMEMBER POS. 2 RICHARD J. McLEAN NP	6:	9: CITY OF GRANDVIEW COUNCILMEMBER POS. 4 HELEN DARR NP	12:

Precinct	Voters	Trnout	Pct	1	2	3	4	5	6	7	8	9	10	11	12
GRANDVIEW 0301	196	50	25.5	5	0	42	3			8	0	41	1		
GRANDVIEW 0302	782	47	6.0	7	0	40	0			11	0	35	1		
GRANDVIEW 0303	719	38	5.3	1	0	36	1			3	0	34	1		
GRANDVIEW 0304	139	22	15.8	6	0	16	0			10	0	12	0		
GRANDVIEW 0305	20	4	20.0	0	0	4	0			0	0	4	0		
GRANDVIEW 0306	757	46	6.1	7	0	39	0			7	0	39	0		
ABSENTEE PRECINCT 0301	0	20	0.0	3	0	15	2			4	0	13	3		
ABSENTEE PRECINCT 0302	0	168	0.0	28	0	139	1			34	1	127	6		
ABSENTEE PRECINCT 0303	0	143	0.0	33	0	108	2			36	1	101	5		
ABSENTEE PRECINCT 0304	0	47	0.0	5	0	41	1			6	0	40	1		
ABSENTEE PRECINCT 0305	0	9	0.0	1	0	8	0			1	0	8	0		
ABSENTEE PRECINCT 0306	0	266	0.0	47	0	216	3			59	1	200	6		
==> Precinct Totals	2613	207	7.9	26	0	177	4			39	0	165	3		
==> Absentee Totals	0	653	0.0	117	0	527	9			140	3	489	21		
==> Total Votes	2613	860	32.9	143	0	704	13			179	3	654	24		

C O L U M N L E G E N D

1: CITY OF GRANDVIEW
COUNCILMEMBER POS. 5
Blank Votes

4: CITY OF GRANDVIEW
COUNCILMEMBER POS. 5
Writein Votes

7: CITY OF GRANDVIEW
COUNCILMEMBER POS. 6
Blank Votes

10: CITY OF GRANDVIEW
COUNCILMEMBER POS. 6
Writein Votes

2: CITY OF GRANDVIEW
COUNCILMEMBER POS. 5
Over Votes

5:

8: CITY OF GRANDVIEW
COUNCILMEMBER POS. 6
Over Votes

11:

3: CITY OF GRANDVIEW
COUNCILMEMBER POS. 5
BILL FLORY NP

6:

9: CITY OF GRANDVIEW
COUNCILMEMBER POS. 6
ROBERT MORALES NP

12:

R E C A P	Voters	Trnout	Pct	1	2	3	4	5	6	7	8	9	10	11	12
TURNOUT AT THE POLLS 13	0	0	0.0	0	0	0	0			0	0	0	0		
ABSENTEE LEG DIST 13	0	0	0.0	0	0	0	0			0	0	0	0		
VOTE BY MAIL LEG DIST 13	0	0	0.0	0	0	0	0			0	0	0	0		
TOTAL VOTES LEG DIST 13	0	0	0.0	0	0	0	0			0	0	0	0		
TURNOUT AT POLLS LEG 14	0	0	0.0	0	0	0	0			0	0	0	0		
ABSENTEE LEG DIST 14	0	0	0.0	0	0	0	0			0	0	0	0		
VOTE BY MAIL LEG DIST 14	0	0	0.0	0	0	0	0			0	0	0	0		
TOTAL VOTES LEG DIST 14	0	0	0.0	0	0	0	0			0	0	0	0		
TURNOUT AT POLLS LEG 15	2258	131	5.8	15	0	115	1			21	0	108	2		
ABSENTEE LEG DIST 15	0	653	0.0	117	0	527	9			140	3	489	21		
VOTE BY MAIL LEG DIST 15	355	76	21.4	11	0	62	3			18	0	57	1		
TOTAL VOTES LEG DIST 15	2613	860	32.9	143	0	704	13			179	3	654	24		
TOTAL VOTES AT THE POLLS	2258	131	5.8	15	0	115	1			21	0	108	2		
TOTAL ABSENTEE VOTES	0	653	0.0	117	0	527	9			140	3	489	21		
TOTAL VOTE BY MAIL VOTES	355	76	21.4	11	0	62	3			18	0	57	1		
TOTAL VOTES CAST	2613	860	32.9	143	0	704	13			179	3	654	24		

C O L U M N L E G E N D

1: CITY OF GRANDVIEW
COUNCILMEMBER POS. 5
Blank Votes

4: CITY OF GRANDVIEW
COUNCILMEMBER POS. 5
Writein Votes

7: CITY OF GRANDVIEW
COUNCILMEMBER POS. 6
Blank Votes

10: CITY OF GRANDVIEW
COUNCILMEMBER POS. 6
Writein Votes

2: CITY OF GRANDVIEW
COUNCILMEMBER POS. 5
Over Votes

5:

8: CITY OF GRANDVIEW
COUNCILMEMBER POS. 6
Over Votes

11:

3: CITY OF GRANDVIEW
COUNCILMEMBER POS. 5
BILL FLORY NP

6:

9: CITY OF GRANDVIEW
COUNCILMEMBER POS. 6
ROBERT MORALES NP

12:

Precinct	Voters	Trnout	Pct	1	2	3	4	5	6	7	8	9	10	11	12
GRANDVIEW 0301	196	50	25.5	5	0	44	1								
GRANDVIEW 0302	782	47	6.0	8	0	38	1								
GRANDVIEW 0303	719	38	5.3	2	0	35	1								
GRANDVIEW 0304	139	22	15.8	5	0	17	0								
GRANDVIEW 0305	20	4	20.0	0	0	4	0								
GRANDVIEW 0306	757	46	6.1	6	0	40	0								
ABSENTEE PRECINCT 0301	0	20	0.0	3	0	14	3								
ABSENTEE PRECINCT 0302	0	168	0.0	30	1	132	5								
ABSENTEE PRECINCT 0303	0	143	0.0	30	0	109	4								
ABSENTEE PRECINCT 0304	0	47	0.0	5	0	40	2								
ABSENTEE PRECINCT 0305	0	9	0.0	1	0	8	0								
ABSENTEE PRECINCT 0306	0	266	0.0	40	0	223	3								
==> Precinct Totals	2613	207	7.9	26	0	178	3								
==> Absentee Totals	0	653	0.0	109	1	526	17								
==> Total Votes	2613	860	32.9	135	1	704	20								

C O L U M N L E G E N D

1: CITY OF GRANDVIEW COUNCILMEMBER POS. 7 Blank Votes	4: CITY OF GRANDVIEW COUNCILMEMBER POS. 7 Writein Votes	7:	10:
2: CITY OF GRANDVIEW COUNCILMEMBER POS. 7 Over Votes	5:	8:	11:
3: CITY OF GRANDVIEW COUNCILMEMBER POS. 7 NORM CHILDRESS NP	6:	9:	12:

R E C A P	Voters	Trnout	Pct	1	2	3	4	5	6	7	8	9	10	11	12
TURNOUT AT THE POLLS 13	0	0	0.0	0	0	0	0								
ABSENTEE LEG DIST 13	0	0	0.0	0	0	0	0								
VOTE BY MAIL LEG DIST 13	0	0	0.0	0	0	0	0								
TOTAL VOTES LEG DIST 13	0	0	0.0	0	0	0	0								
TURNOUT AT POLLS LEG 14	0	0	0.0	0	0	0	0								
ABSENTEE LEG DIST 14	0	0	0.0	0	0	0	0								
VOTE BY MAIL LEG DIST 14	0	0	0.0	0	0	0	0								
TOTAL VOTES LEG DIST 14	0	0	0.0	0	0	0	0								
TURNOUT AT POLLS LEG 15	2258	131	5.8	16	0	113	2								
ABSENTEE LEG DIST 15	0	653	0.0	109	1	526	17								
VOTE BY MAIL LEG DIST 15	355	76	21.4	10	0	65	1								
TOTAL VOTES LEG DIST 15	2613	860	32.9	135	1	704	20								
TOTAL VOTES AT THE POLLS	2258	131	5.8	16	0	113	2								
TOTAL ABSENTEE VOTES	0	653	0.0	109	1	526	17								
TOTAL VOTE BY MAIL VOTES	355	76	21.4	10	0	65	1								
TOTAL VOTES CAST	2613	860	32.9	135	1	704	20								

C O L U M N L E G E N D

1: CITY OF GRANDVIEW COUNCILMEMBER POS. 7 Blank Votes	4: CITY OF GRANDVIEW COUNCILMEMBER POS. 7 Writein Votes	7:	10:
2: CITY OF GRANDVIEW COUNCILMEMBER POS. 7 Over Votes	5:	8:	11:
3: CITY OF GRANDVIEW COUNCILMEMBER POS. 7 NORM CHILDRESS NP	6:	9:	12:

Precinct	Voters	Trnout	Pct	1	2	3	4	5	6	7	8	9	10	11	12
GRANGER 0501	565	38	6.7	3	0	32	3								
ABSENTEE PRECINCT 0501	0	117	0.0	20	0	88	9								
==> Precinct Totals	565	38	6.7	3	0	32	3								
==> Absentee Totals	0	117	0.0	20	0	88	9								
==> Total Votes	565	155	27.4	23	0	120	12								

C O L U M N L E G E N D

1: TOWN OF GRANGER MAYOR Blank Votes	4: TOWN OF GRANGER MAYOR Writein Votes	7:	10:
2: TOWN OF GRANGER MAYOR Over Votes	5:	8:	11:
3: TOWN OF GRANGER MAYOR DAVID LEACH NP	6:	9:	12:

R E C A P	Voters	Trnout	Pct	1	2	3	4	5	6	7	8	9	10	11	12
TURNOUT AT THE POLLS 13	0	0	0.0	0	0	0	0								
ABSENTEE LEG DIST 13	0	0	0.0	0	0	0	0								
VOTE BY MAIL LEG DIST 13	0	0	0.0	0	0	0	0								
TOTAL VOTES LEG DIST 13	0	0	0.0	0	0	0	0								
TURNOUT AT POLLS LEG 14	0	0	0.0	0	0	0	0								
ABSENTEE LEG DIST 14	0	0	0.0	0	0	0	0								
VOTE BY MAIL LEG DIST 14	0	0	0.0	0	0	0	0								
TOTAL VOTES LEG DIST 14	0	0	0.0	0	0	0	0								
TURNOUT AT POLLS LEG 15	565	38	6.7	3	0	32	3								
ABSENTEE LEG DIST 15	0	117	0.0	20	0	88	9								
VOTE BY MAIL LEG DIST 15	0	0	0.0	0	0	0	0								
TOTAL VOTES LEG DIST 15	565	155	27.4	23	0	120	12								
TOTAL VOTES AT THE POLLS	565	38	6.7	3	0	32	3								
TOTAL ABSENTEE VOTES	0	117	0.0	20	0	88	9								
TOTAL VOTE BY MAIL VOTES	0	0	0.0	0	0	0	0								
TOTAL VOTES CAST	565	155	27.4	23	0	120	12								

C O L U M N L E G E N D

1: TOWN OF GRANGER
MAYOR
Blank Votes

4: TOWN OF GRANGER
MAYOR
Writein Votes

7:

10:

2: TOWN OF GRANGER
MAYOR
Over Votes

5:

8:

11:

3: TOWN OF GRANGER
MAYOR
DAVID LEACH

6:

9:

12:

NP

Precinct	Voters	Trnout	Pct	1	2	3	4	5	6	7	8	9	10	11	12
GRANGER 0501	565	38	6.7	4	0	33	1			9	0	28	1		
ABSENTEE PRECINCT 0501	0	117	0.0	25	0	88	4			28	0	85	4		
==> Precinct Totals	565	38	6.7	4	0	33	1			9	0	28	1		
==> Absentee Totals	0	117	0.0	25	0	88	4			28	0	85	4		
==> Total Votes	565	155	27.4	29	0	121	5			37	0	113	5		

C O L U M N L E G E N D

1: TOWN OF GRANGER
COUNCILMEMBER POS. 2
Blank Votes

4: TOWN OF GRANGER
COUNCILMEMBER POS. 2
Writein Votes

7: TOWN OF GRANGER
COUNCILMEMBER POS. 5
Blank Votes

10: TOWN OF GRANGER
COUNCILMEMBER POS. 5
Writein Votes

2: TOWN OF GRANGER
COUNCILMEMBER POS. 2
Over Votes

5:

8: TOWN OF GRANGER
COUNCILMEMBER POS. 5
Over Votes

11:

3: TOWN OF GRANGER
COUNCILMEMBER POS. 2
ALFREDO GONZALEZ, JR.NP

6:

9: TOWN OF GRANGER
COUNCILMEMBER POS. 5
ERNIE GUERRA NP

12:

R E C A P	Voters	Trnout	Pct	1	2	3	4	5	6	7	8	9	10	11	12
TURNOUT AT THE POLLS 13	0	0	0.0	0	0	0	0			0	0	0	0		
ABSENTEE LEG DIST 13	0	0	0.0	0	0	0	0			0	0	0	0		
VOTE BY MAIL LEG DIST 13	0	0	0.0	0	0	0	0			0	0	0	0		
TOTAL VOTES LEG DIST 13	0	0	0.0	0	0	0	0			0	0	0	0		
TURNOUT AT POLLS LEG 14	0	0	0.0	0	0	0	0			0	0	0	0		
ABSENTEE LEG DIST 14	0	0	0.0	0	0	0	0			0	0	0	0		
VOTE BY MAIL LEG DIST 14	0	0	0.0	0	0	0	0			0	0	0	0		
TOTAL VOTES LEG DIST 14	0	0	0.0	0	0	0	0			0	0	0	0		
TURNOUT AT POLLS LEG 15	565	38	6.7	4	0	33	1			9	0	28	1		
ABSENTEE LEG DIST 15	0	117	0.0	25	0	88	4			28	0	85	4		
VOTE BY MAIL LEG DIST 15	0	0	0.0	0	0	0	0			0	0	0	0		
TOTAL VOTES LEG DIST 15	565	155	27.4	29	0	121	5			37	0	113	5		
TOTAL VOTES AT THE POLLS	565	38	6.7	4	0	33	1			9	0	28	1		
TOTAL ABSENTEE VOTES	0	117	0.0	25	0	88	4			28	0	85	4		
TOTAL VOTE BY MAIL VOTES	0	0	0.0	0	0	0	0			0	0	0	0		
TOTAL VOTES CAST	565	155	27.4	29	0	121	5			37	0	113	5		

C O L U M N L E G E N D

1: TOWN OF GRANGER
COUNCILMEMBER POS. 2
Blank Votes

4: TOWN OF GRANGER
COUNCILMEMBER POS. 2
Writein Votes

7: TOWN OF GRANGER
COUNCILMEMBER POS. 5
Blank Votes

10: TOWN OF GRANGER
COUNCILMEMBER POS. 5
Writein Votes

2: TOWN OF GRANGER
COUNCILMEMBER POS. 2
Over Votes

5:

8: TOWN OF GRANGER
COUNCILMEMBER POS. 5
Over Votes

11:

3: TOWN OF GRANGER
COUNCILMEMBER POS. 2
ALFREDO GONZALEZ, JR.NP

6:

9: TOWN OF GRANGER
COUNCILMEMBER POS. 5
ERNIE GUERRA NP

12:

Precinct	Voters	Trnout	Pct	1	2	3	4	5	6	7	8	9	10	11	12
HARRAH 0701	185	53	28.6	7	0	44	2								
ABSENTEE PRECINCT 0701	0	30	0.0	1	0	28	1								
==> Precinct Totals	185	53	28.6	7	0	44	2								
==> Absentee Totals	0	30	0.0	1	0	28	1								
==> Total Votes	185	83	44.9	8	0	72	3								

C O L U M N L E G E N D

1: TOWN OF HARRAH
MAYOR
Blank Votes

4: TOWN OF HARRAH
MAYOR
Writein Votes

7:

10:

2: TOWN OF HARRAH
MAYOR
Over Votes

5:

8:

11:

3: TOWN OF HARRAH
MAYOR
BARBARA HARRER

6:

9:

12:

NP

R E C A P	Voters	Trnout	Pct	1	2	3	4	5	6	7	8	9	10	11	12
TURNOUT AT THE POLLS 13	0	0	0.0	0	0	0	0								
ABSENTEE LEG DIST 13	0	0	0.0	0	0	0	0								
VOTE BY MAIL LEG DIST 13	0	0	0.0	0	0	0	0								
TOTAL VOTES LEG DIST 13	0	0	0.0	0	0	0	0								
TURNOUT AT POLLS LEG 14	0	0	0.0	0	0	0	0								
ABSENTEE LEG DIST 14	0	0	0.0	0	0	0	0								
VOTE BY MAIL LEG DIST 14	0	0	0.0	0	0	0	0								
TOTAL VOTES LEG DIST 14	0	0	0.0	0	0	0	0								
TURNOUT AT POLLS LEG 15	0	0	0.0	0	0	0	0								
ABSENTEE LEG DIST 15	0	30	0.0	1	0	28	1								
VOTE BY MAIL LEG DIST 15	185	53	28.6	7	0	44	2								
TOTAL VOTES LEG DIST 15	185	83	44.9	8	0	72	3								
TOTAL VOTES AT THE POLLS	0	0	0.0	0	0	0	0								
TOTAL ABSENTEE VOTES	0	30	0.0	1	0	28	1								
TOTAL VOTE BY MAIL VOTES	185	53	28.6	7	0	44	2								
TOTAL VOTES CAST	185	83	44.9	8	0	72	3								

C O L U M N L E G E N D

1: TOWN OF HARRAH
MAYOR
Blank Votes

4: TOWN OF HARRAH
MAYOR
Writein Votes

7:

10:

2: TOWN OF HARRAH
MAYOR
Over Votes

5:

8:

11:

3: TOWN OF HARRAH
MAYOR
BARBARA HARRER

6:

9:

12:

NP

Precinct	Voters	Trnout	Pct	1	2	3	4	5	6	7	8	9	10	11	12
HARRAH 0701	185	53	28.6	4	0	48	1			3	0	48	2		
ABSENTEE PRECINCT 0701	0	30	0.0	1	0	29	0			3	0	27	0		
==> Precinct Totals	185	53	28.6	4	0	48	1			3	0	48	2		
==> Absentee Totals	0	30	0.0	1	0	29	0			3	0	27	0		
==> Total Votes	185	83	44.9	5	0	77	1			6	0	75	2		

C O L U M N L E G E N D

1: TOWN OF HARRAH
COUNCILMEMBER POS. 1
Blank Votes

4: TOWN OF HARRAH
COUNCILMEMBER POS. 1
Writein Votes

7: TOWN OF HARRAH
COUNCILMEMBER POS. 3
Blank Votes

10: TOWN OF HARRAH
COUNCILMEMBER POS. 3
Writein Votes

2: TOWN OF HARRAH
COUNCILMEMBER POS. 1
Over Votes

5:

8: TOWN OF HARRAH
COUNCILMEMBER POS. 3
Over Votes

11:

3: TOWN OF HARRAH
COUNCILMEMBER POS. 1
JAMES P. HICKEY NP

6:

9: TOWN OF HARRAH
COUNCILMEMBER POS. 3
THOMAS A. LAREZ NP

12:

R E C A P	Voters	Trnout	Pct	1	2	3	4	5	6	7	8	9	10	11	12
TURNOUT AT THE POLLS 13	0	0	0.0	0	0	0	0			0	0	0	0		
ABSENTEE LEG DIST 13	0	0	0.0	0	0	0	0			0	0	0	0		
VOTE BY MAIL LEG DIST 13	0	0	0.0	0	0	0	0			0	0	0	0		
TOTAL VOTES LEG DIST 13	0	0	0.0	0	0	0	0			0	0	0	0		
TURNOUT AT POLLS LEG 14	0	0	0.0	0	0	0	0			0	0	0	0		
ABSENTEE LEG DIST 14	0	0	0.0	0	0	0	0			0	0	0	0		
VOTE BY MAIL LEG DIST 14	0	0	0.0	0	0	0	0			0	0	0	0		
TOTAL VOTES LEG DIST 14	0	0	0.0	0	0	0	0			0	0	0	0		
TURNOUT AT POLLS LEG 15	0	0	0.0	0	0	0	0			0	0	0	0		
ABSENTEE LEG DIST 15	0	30	0.0	1	0	29	0			3	0	27	0		
VOTE BY MAIL LEG DIST 15	185	53	28.6	4	0	48	1			3	0	48	2		
TOTAL VOTES LEG DIST 15	185	83	44.9	5	0	77	1			6	0	75	2		
TOTAL VOTES AT THE POLLS	0	0	0.0	0	0	0	0			0	0	0	0		
TOTAL ABSENTEE VOTES	0	30	0.0	1	0	29	0			3	0	27	0		
TOTAL VOTE BY MAIL VOTES	185	53	28.6	4	0	48	1			3	0	48	2		
TOTAL VOTES CAST	185	83	44.9	5	0	77	1			6	0	75	2		

C O L U M N L E G E N D

1: TOWN OF HARRAH
COUNCILMEMBER POS. 1
Blank Votes

4: TOWN OF HARRAH
COUNCILMEMBER POS. 1
Writein Votes

7: TOWN OF HARRAH
COUNCILMEMBER POS. 3
Blank Votes

10: TOWN OF HARRAH
COUNCILMEMBER POS. 3
Writein Votes

2: TOWN OF HARRAH
COUNCILMEMBER POS. 1
Over Votes

5:

8: TOWN OF HARRAH
COUNCILMEMBER POS. 3
Over Votes

11:

3: TOWN OF HARRAH
COUNCILMEMBER POS. 1
JAMES P. HICKEY NP

6:

9: TOWN OF HARRAH
COUNCILMEMBER POS. 3
THOMAS A. LAREZ NP

12:

Precinct	Voters	Trnout	Pct	1	2	3	4	5	6	7	8	9	10	11	12
HARRAH 0701	185	53	28.6	4	0	47	2			4	0	48	1		
ABSENTEE PRECINCT 0701	0	30	0.0	3	0	27	0			3	0	27	0		
==> Precinct Totals	185	53	28.6	4	0	47	2			4	0	48	1		
==> Absentee Totals	0	30	0.0	3	0	27	0			3	0	27	0		
==> Total Votes	185	83	44.9	7	0	74	2			7	0	75	1		

C O L U M N L E G E N D

1: TOWN OF HARRAH
COUNCILMEMBER POS. 4
Blank Votes

4: TOWN OF HARRAH
COUNCILMEMBER POS. 4
Writein Votes

7: TOWN OF HARRAH
COUNCILMEMBER POS. 5
Blank Votes

10: TOWN OF HARRAH
COUNCILMEMBER POS. 5
Writein Votes

2: TOWN OF HARRAH
COUNCILMEMBER POS. 4
Over Votes

5:

8: TOWN OF HARRAH
COUNCILMEMBER POS. 5
Over Votes

11:

3: TOWN OF HARRAH
COUNCILMEMBER POS. 4
AVELINA A. GARCIA NP

6:

9: TOWN OF HARRAH
COUNCILMEMBER POS. 5
KATHRYN HENRY NP

12:

R E C A P	Voters	Trnout	Pct	1	2	3	4	5	6	7	8	9	10	11	12
TURNOUT AT THE POLLS 13	0	0	0.0	0	0	0	0			0	0	0	0		
ABSENTEE LEG DIST 13	0	0	0.0	0	0	0	0			0	0	0	0		
VOTE BY MAIL LEG DIST 13	0	0	0.0	0	0	0	0			0	0	0	0		
TOTAL VOTES LEG DIST 13	0	0	0.0	0	0	0	0			0	0	0	0		
TURNOUT AT POLLS LEG 14	0	0	0.0	0	0	0	0			0	0	0	0		
ABSENTEE LEG DIST 14	0	0	0.0	0	0	0	0			0	0	0	0		
VOTE BY MAIL LEG DIST 14	0	0	0.0	0	0	0	0			0	0	0	0		
TOTAL VOTES LEG DIST 14	0	0	0.0	0	0	0	0			0	0	0	0		
TURNOUT AT POLLS LEG 15	0	0	0.0	0	0	0	0			0	0	0	0		
ABSENTEE LEG DIST 15	0	30	0.0	3	0	27	0			3	0	27	0		
VOTE BY MAIL LEG DIST 15	185	53	28.6	4	0	47	2			4	0	48	1		
TOTAL VOTES LEG DIST 15	185	83	44.9	7	0	74	2			7	0	75	1		
TOTAL VOTES AT THE POLLS	0	0	0.0	0	0	0	0			0	0	0	0		
TOTAL ABSENTEE VOTES	0	30	0.0	3	0	27	0			3	0	27	0		
TOTAL VOTE BY MAIL VOTES	185	53	28.6	4	0	47	2			4	0	48	1		
TOTAL VOTES CAST	185	83	44.9	7	0	74	2			7	0	75	1		

C O L U M N L E G E N D

1: TOWN OF HARRAH
COUNCILMEMBER POS. 4
Blank Votes

4: TOWN OF HARRAH
COUNCILMEMBER POS. 4
Writein Votes

7: TOWN OF HARRAH
COUNCILMEMBER POS. 5
Blank Votes

10: TOWN OF HARRAH
COUNCILMEMBER POS. 5
Writein Votes

2: TOWN OF HARRAH
COUNCILMEMBER POS. 4
Over Votes

5:

8: TOWN OF HARRAH
COUNCILMEMBER POS. 5
Over Votes

11:

3: TOWN OF HARRAH
COUNCILMEMBER POS. 4
AVELINA A. GARCIA NP

6:

9: TOWN OF HARRAH
COUNCILMEMBER POS. 5
KATHRYN HENRY NP

12:

Precinct	Voters	Trnout	Pct	1	2	3	4	5	6	7	8	9	10	11	12
MABTON 0901	473	30	6.3	1	0	14	15	0		0	0	8	22	0	
ABSENTEE PRECINCT 0901	0	79	0.0	1	0	34	44	0		1	0	34	43	1	
==> Precinct Totals	473	30	6.3	1	0	14	15	0		0	0	8	22	0	
==> Absentee Totals	0	79	0.0	1	0	34	44	0		1	0	34	43	1	
==> Total Votes	473	109	23.0	2	0	48	59	0		1	0	42	65	1	

C O L U M N L E G E N D

1: CITY OF MABTON
COUNCILMEMBER POS. 4
Blank Votes

4: CITY OF MABTON
COUNCILMEMBER POS. 4
JOHN WILLIAM REYNOLDSNP

7: CITY OF MABTON
COUNCILMEMBER POS. 5
Blank Votes

10: CITY OF MABTON
COUNCILMEMBER POS. 5
VERA C. ZAVALA NP

2: CITY OF MABTON
COUNCILMEMBER POS. 4
Over Votes

5: CITY OF MABTON
COUNCILMEMBER POS. 4
Writein Votes

8: CITY OF MABTON
COUNCILMEMBER POS. 5
Over Votes

11: CITY OF MABTON
COUNCILMEMBER POS. 5
Writein Votes

3: CITY OF MABTON
COUNCILMEMBER POS. 4
TERESA AHUMADA NP

6:

9: CITY OF MABTON
COUNCILMEMBER POS. 5
RAFAEL O. FONSECA NP

12:

R E C A P	Voters	Trnout	Pct	1	2	3	4	5	6	7	8	9	10	11	12
TURNOUT AT THE POLLS 13	0	0	0.0	0	0	0	0	0		0	0	0	0	0	
ABSENTEE LEG DIST 13	0	0	0.0	0	0	0	0	0		0	0	0	0	0	
VOTE BY MAIL LEG DIST 13	0	0	0.0	0	0	0	0	0		0	0	0	0	0	
TOTAL VOTES LEG DIST 13	0	0	0.0	0	0	0	0	0		0	0	0	0	0	
TURNOUT AT POLLS LEG 14	0	0	0.0	0	0	0	0	0		0	0	0	0	0	
ABSENTEE LEG DIST 14	0	0	0.0	0	0	0	0	0		0	0	0	0	0	
VOTE BY MAIL LEG DIST 14	0	0	0.0	0	0	0	0	0		0	0	0	0	0	
TOTAL VOTES LEG DIST 14	0	0	0.0	0	0	0	0	0		0	0	0	0	0	
TURNOUT AT POLLS LEG 15	473	30	6.3	1	0	14	15	0		0	0	8	22	0	
ABSENTEE LEG DIST 15	0	79	0.0	1	0	34	44	0		1	0	34	43	1	
VOTE BY MAIL LEG DIST 15	0	0	0.0	0	0	0	0	0		0	0	0	0	0	
TOTAL VOTES LEG DIST 15	473	109	23.0	2	0	48	59	0		1	0	42	65	1	
TOTAL VOTES AT THE POLLS	473	30	6.3	1	0	14	15	0		0	0	8	22	0	
TOTAL ABSENTEE VOTES	0	79	0.0	1	0	34	44	0		1	0	34	43	1	
TOTAL VOTE BY MAIL VOTES	0	0	0.0	0	0	0	0	0		0	0	0	0	0	
TOTAL VOTES CAST	473	109	23.0	2	0	48	59	0		1	0	42	65	1	

C O L U M N L E G E N D

1: CITY OF MABTON
COUNCILMEMBER POS. 4
Blank Votes

4: CITY OF MABTON
COUNCILMEMBER POS. 4
JOHN WILLIAM REYNOLDSNP

7: CITY OF MABTON
COUNCILMEMBER POS. 5
Blank Votes

10: CITY OF MABTON
COUNCILMEMBER POS. 5
VERA C. ZAVALA NP

2: CITY OF MABTON
COUNCILMEMBER POS. 4
Over Votes

5: CITY OF MABTON
COUNCILMEMBER POS. 4
Writein Votes

8: CITY OF MABTON
COUNCILMEMBER POS. 5
Over Votes

11: CITY OF MABTON
COUNCILMEMBER POS. 5
Writein Votes

3: CITY OF MABTON
COUNCILMEMBER POS. 4
TERESA AHUMADA NP

6:

9: CITY OF MABTON
COUNCILMEMBER POS. 5
RAFAEL O. FONSECA NP

12:

Precinct	Voters	Trnout	Pct	1	2	3	4	5	6	7	8	9	10	11	12
MOXEE 1101	486	32	6.6	2	0	28	2			5	0	26	1		
ABSENTEE PRECINCT 1101	0	134	0.0	4	0	127	3			10	0	120	4		
==> Precinct Totals	486	32	6.6	2	0	28	2			5	0	26	1		
==> Absentee Totals	0	134	0.0	4	0	127	3			10	0	120	4		
==> Total Votes	486	166	34.2	6	0	155	5			15	0	146	5		

C O L U M N L E G E N D

1: CITY OF MOXEE
MAYOR
Blank Votes

4: CITY OF MOXEE
MAYOR
Writein Votes

7: CITY OF MOXEE
COUNCILMEMBER POS. 3
Blank Votes

10: CITY OF MOXEE
COUNCILMEMBER POS. 3
Writein Votes

2: CITY OF MOXEE
MAYOR
Over Votes

5:

8: CITY OF MOXEE
COUNCILMEMBER POS. 3
Over Votes

11:

3: CITY OF MOXEE
MAYOR
GREG LaBREE

6:

NP

9: CITY OF MOXEE
COUNCILMEMBER POS. 3
TIM TRAMMELL

12:

NP

R E C A P	Voters	Trnout	Pct	1	2	3	4	5	6	7	8	9	10	11	12
TURNOUT AT THE POLLS 13	0	0	0.0	0	0	0	0			0	0	0	0		
ABSENTEE LEG DIST 13	0	0	0.0	0	0	0	0			0	0	0	0		
VOTE BY MAIL LEG DIST 13	0	0	0.0	0	0	0	0			0	0	0	0		
TOTAL VOTES LEG DIST 13	0	0	0.0	0	0	0	0			0	0	0	0		
TURNOUT AT POLLS LEG 14	0	0	0.0	0	0	0	0			0	0	0	0		
ABSENTEE LEG DIST 14	0	0	0.0	0	0	0	0			0	0	0	0		
VOTE BY MAIL LEG DIST 14	0	0	0.0	0	0	0	0			0	0	0	0		
TOTAL VOTES LEG DIST 14	0	0	0.0	0	0	0	0			0	0	0	0		
TURNOUT AT POLLS LEG 15	486	32	6.6	2	0	28	2			5	0	26	1		
ABSENTEE LEG DIST 15	0	134	0.0	4	0	127	3			10	0	120	4		
VOTE BY MAIL LEG DIST 15	0	0	0.0	0	0	0	0			0	0	0	0		
TOTAL VOTES LEG DIST 15	486	166	34.2	6	0	155	5			15	0	146	5		
TOTAL VOTES AT THE POLLS	486	32	6.6	2	0	28	2			5	0	26	1		
TOTAL ABSENTEE VOTES	0	134	0.0	4	0	127	3			10	0	120	4		
TOTAL VOTE BY MAIL VOTES	0	0	0.0	0	0	0	0			0	0	0	0		
TOTAL VOTES CAST	486	166	34.2	6	0	155	5			15	0	146	5		

C O L U M N L E G E N D

1: CITY OF MOXEE
MAYOR
Blank Votes

4: CITY OF MOXEE
MAYOR
Writein Votes

7: CITY OF MOXEE
COUNCILMEMBER POS. 3
Blank Votes

10: CITY OF MOXEE
COUNCILMEMBER POS. 3
Writein Votes

2: CITY OF MOXEE
MAYOR
Over Votes

5:

8: CITY OF MOXEE
COUNCILMEMBER POS. 3
Over Votes

11:

3: CITY OF MOXEE
MAYOR
GREG LaBREE

NP

6:

9: CITY OF MOXEE
COUNCILMEMBER POS. 3
TIM TRAMMELL

NP

12:

Precinct	Voters	Trnout	Pct	1	2	3	4	5	6	7	8	9	10	11	12
MOXEE 1101	486	32	6.6	4	0	26	2			4	0	26	2		
ABSENTEE PRECINCT 1101	0	134	0.0	7	0	125	2			11	0	119	4		
==> Precinct Totals	486	32	6.6	4	0	26	2			4	0	26	2		
==> Absentee Totals	0	134	0.0	7	0	125	2			11	0	119	4		
==> Total Votes	486	166	34.2	11	0	151	4			15	0	145	6		

C O L U M N L E G E N D

1: CITY OF MOXEE
COUNCILMEMBER POS. 4
Blank Votes

4: CITY OF MOXEE
COUNCILMEMBER POS. 4
Writein Votes

7: CITY OF MOXEE
COUNCILMEMBER POS. 5
Blank Votes

10: CITY OF MOXEE
COUNCILMEMBER POS. 5
Writein Votes

2: CITY OF MOXEE
COUNCILMEMBER POS. 4
Over Votes

5:

8: CITY OF MOXEE
COUNCILMEMBER POS. 5
Over Votes

11:

3: CITY OF MOXEE
COUNCILMEMBER POS. 4
TOM L. HATTRUP NP

6:

9: CITY OF MOXEE
COUNCILMEMBER POS. 5
LARRY FRANK NP

12:

R E C A P	Voters	Trnout	Pct	1	2	3	4	5	6	7	8	9	10	11	12
TURNOUT AT THE POLLS 13	0	0	0.0	0	0	0	0			0	0	0	0		
ABSENTEE LEG DIST 13	0	0	0.0	0	0	0	0			0	0	0	0		
VOTE BY MAIL LEG DIST 13	0	0	0.0	0	0	0	0			0	0	0	0		
TOTAL VOTES LEG DIST 13	0	0	0.0	0	0	0	0			0	0	0	0		
TURNOUT AT POLLS LEG 14	0	0	0.0	0	0	0	0			0	0	0	0		
ABSENTEE LEG DIST 14	0	0	0.0	0	0	0	0			0	0	0	0		
VOTE BY MAIL LEG DIST 14	0	0	0.0	0	0	0	0			0	0	0	0		
TOTAL VOTES LEG DIST 14	0	0	0.0	0	0	0	0			0	0	0	0		
TURNOUT AT POLLS LEG 15	486	32	6.6	4	0	26	2			4	0	26	2		
ABSENTEE LEG DIST 15	0	134	0.0	7	0	125	2			11	0	119	4		
VOTE BY MAIL LEG DIST 15	0	0	0.0	0	0	0	0			0	0	0	0		
TOTAL VOTES LEG DIST 15	486	166	34.2	11	0	151	4			15	0	145	6		
TOTAL VOTES AT THE POLLS	486	32	6.6	4	0	26	2			4	0	26	2		
TOTAL ABSENTEE VOTES	0	134	0.0	7	0	125	2			11	0	119	4		
TOTAL VOTE BY MAIL VOTES	0	0	0.0	0	0	0	0			0	0	0	0		
TOTAL VOTES CAST	486	166	34.2	11	0	151	4			15	0	145	6		

C O L U M N L E G E N D

1: CITY OF MOXEE
COUNCILMEMBER POS. 4
Blank Votes

4: CITY OF MOXEE
COUNCILMEMBER POS. 4
Writein Votes

7: CITY OF MOXEE
COUNCILMEMBER POS. 5
Blank Votes

10: CITY OF MOXEE
COUNCILMEMBER POS. 5
Writein Votes

2: CITY OF MOXEE
COUNCILMEMBER POS. 4
Over Votes

5:

8: CITY OF MOXEE
COUNCILMEMBER POS. 5
Over Votes

11:

3: CITY OF MOXEE
COUNCILMEMBER POS. 4
TOM L. HATTRUP NP

6:

9: CITY OF MOXEE
COUNCILMEMBER POS. 5
LARRY FRANK NP

12:

Precinct	Voters	Trnout	Pct	1	2	3	4	5	6	7	8	9	10	11	12
NACHES 1301	366	35	9.6	3	0	32	0			0	0	35	0		
ABSENTEE PRECINCT 1301	0	126	0.0	20	0	104	2			19	0	106	1		
==> Precinct Totals	366	35	9.6	3	0	32	0			0	0	35	0		
==> Absentee Totals	0	126	0.0	20	0	104	2			19	0	106	1		
==> Total Votes	366	161	44.0	23	0	136	2			19	0	141	1		

C O L U M N L E G E N D

1: TOWN OF NACHES
MAYOR
Blank Votes

4: TOWN OF NACHES
MAYOR
Writein Votes

7: TOWN OF NACHES
COUNCILMEMBER POS. 3
Blank Votes

10: TOWN OF NACHES
COUNCILMEMBER POS. 3
Writein Votes

2: TOWN OF NACHES
MAYOR
Over Votes

5:

8: TOWN OF NACHES
COUNCILMEMBER POS. 3
Over Votes

11:

3: TOWN OF NACHES
MAYOR
CHARLES R. ROSS

NP

6:

9: TOWN OF NACHES
COUNCILMEMBER POS. 3
CHARLES R. HARRIS

NP

12:

R E C A P	Voters	Trnout	Pct	1	2	3	4	5	6	7	8	9	10	11	12
TURNOUT AT THE POLLS 13	0	0	0.0	0	0	0	0			0	0	0	0		
ABSENTEE LEG DIST 13	0	0	0.0	0	0	0	0			0	0	0	0		
VOTE BY MAIL LEG DIST 13	0	0	0.0	0	0	0	0			0	0	0	0		
TOTAL VOTES LEG DIST 13	0	0	0.0	0	0	0	0			0	0	0	0		
TURNOUT AT POLLS LEG 14	366	35	9.6	3	0	32	0			0	0	35	0		
ABSENTEE LEG DIST 14	0	126	0.0	20	0	104	2			19	0	106	1		
VOTE BY MAIL LEG DIST 14	0	0	0.0	0	0	0	0			0	0	0	0		
TOTAL VOTES LEG DIST 14	366	161	44.0	23	0	136	2			19	0	141	1		
TURNOUT AT POLLS LEG 15	0	0	0.0	0	0	0	0			0	0	0	0		
ABSENTEE LEG DIST 15	0	0	0.0	0	0	0	0			0	0	0	0		
VOTE BY MAIL LEG DIST 15	0	0	0.0	0	0	0	0			0	0	0	0		
TOTAL VOTES LEG DIST 15	0	0	0.0	0	0	0	0			0	0	0	0		
TOTAL VOTES AT THE POLLS	366	35	9.6	3	0	32	0			0	0	35	0		
TOTAL ABSENTEE VOTES	0	126	0.0	20	0	104	2			19	0	106	1		
TOTAL VOTE BY MAIL VOTES	0	0	0.0	0	0	0	0			0	0	0	0		
TOTAL VOTES CAST	366	161	44.0	23	0	136	2			19	0	141	1		

C O L U M N L E G E N D

1: TOWN OF NACHES
MAYOR
Blank Votes

4: TOWN OF NACHES
MAYOR
Writein Votes

7: TOWN OF NACHES
COUNCILMEMBER POS. 3
Blank Votes

10: TOWN OF NACHES
COUNCILMEMBER POS. 3
Writein Votes

2: TOWN OF NACHES
MAYOR
Over Votes

5:

8: TOWN OF NACHES
COUNCILMEMBER POS. 3
Over Votes

11:

3: TOWN OF NACHES
MAYOR
CHARLES R. ROSS

6:

NP

9: TOWN OF NACHES
COUNCILMEMBER POS. 3
CHARLES R. HARRIS

12:

NP

Precinct	Voters	Trnout	Pct	1	2	3	4	5	6	7	8	9	10	11	12
NACHES 1301	366	35	9.6	0	0	23	12	0		0	0	35	0		
ABSENTEE PRECINCT 1301	0	126	0.0	8	0	68	50	0		17	0	109	0		
==> Precinct Totals	366	35	9.6	0	0	23	12	0		0	0	35	0		
==> Absentee Totals	0	126	0.0	8	0	68	50	0		17	0	109	0		
==> Total Votes	366	161	44.0	8	0	91	62	0		17	0	144	0		

C O L U M N L E G E N D

1: TOWN OF NACHES
COUNCILMEMBER POS. 4
Blank Votes

4: TOWN OF NACHES
COUNCILMEMBER POS. 4
KENNETH F. KIME NP

7: TOWN OF NACHES
COUNCILMEMBER POS. 5
Blank Votes

10: TOWN OF NACHES
COUNCILMEMBER POS. 5
Writein Votes

2: TOWN OF NACHES
COUNCILMEMBER POS. 4
Over Votes

5: TOWN OF NACHES
COUNCILMEMBER POS. 4
Writein Votes

8: TOWN OF NACHES
COUNCILMEMBER POS. 5
Over Votes

11:

3: TOWN OF NACHES
COUNCILMEMBER POS. 4
GAYLE I. LLOYD NP

6:

9: TOWN OF NACHES
COUNCILMEMBER POS. 5
JANET A. ANDERSON NP

12:

R E C A P	Voters	Trnout	Pct	1	2	3	4	5	6	7	8	9	10	11	12
TURNOUT AT THE POLLS 13	0	0	0.0	0	0	0	0	0		0	0	0	0		
ABSENTEE LEG DIST 13	0	0	0.0	0	0	0	0	0		0	0	0	0		
VOTE BY MAIL LEG DIST 13	0	0	0.0	0	0	0	0	0		0	0	0	0		
TOTAL VOTES LEG DIST 13	0	0	0.0	0	0	0	0	0		0	0	0	0		
TURNOUT AT POLLS LEG 14	366	35	9.6	0	0	23	12	0		0	0	35	0		
ABSENTEE LEG DIST 14	0	126	0.0	8	0	68	50	0		17	0	109	0		
VOTE BY MAIL LEG DIST 14	0	0	0.0	0	0	0	0	0		0	0	0	0		
TOTAL VOTES LEG DIST 14	366	161	44.0	8	0	91	62	0		17	0	144	0		
TURNOUT AT POLLS LEG 15	0	0	0.0	0	0	0	0	0		0	0	0	0		
ABSENTEE LEG DIST 15	0	0	0.0	0	0	0	0	0		0	0	0	0		
VOTE BY MAIL LEG DIST 15	0	0	0.0	0	0	0	0	0		0	0	0	0		
TOTAL VOTES LEG DIST 15	0	0	0.0	0	0	0	0	0		0	0	0	0		
TOTAL VOTES AT THE POLLS	366	35	9.6	0	0	23	12	0		0	0	35	0		
TOTAL ABSENTEE VOTES	0	126	0.0	8	0	68	50	0		17	0	109	0		
TOTAL VOTE BY MAIL VOTES	0	0	0.0	0	0	0	0	0		0	0	0	0		
TOTAL VOTES CAST	366	161	44.0	8	0	91	62	0		17	0	144	0		

C O L U M N L E G E N D

1: TOWN OF NACHES
COUNCILMEMBER POS. 4
Blank Votes

4: TOWN OF NACHES
COUNCILMEMBER POS. 4
KENNETH F. KIME NP

7: TOWN OF NACHES
COUNCILMEMBER POS. 5
Blank Votes

10: TOWN OF NACHES
COUNCILMEMBER POS. 5
Writein Votes

2: TOWN OF NACHES
COUNCILMEMBER POS. 4
Over Votes

5: TOWN OF NACHES
COUNCILMEMBER POS. 4
Writein Votes

8: TOWN OF NACHES
COUNCILMEMBER POS. 5
Over Votes

11:

3: TOWN OF NACHES
COUNCILMEMBER POS. 4
GAYLE I. LLOYD NP

6:

9: TOWN OF NACHES
COUNCILMEMBER POS. 5
JANET A. ANDERSON NP

12:

Precinct	Voters	Trnout	Pct	1	2	3	4	5	6	7	8	9	10	11	12
SELAH 1501	640	62	9.7	10	0	49	3			11	0	48	3		
SELAH 1502	726	116	16.0	27	0	79	10			27	0	85	4		
SELAH 1503	652	96	14.7	16	0	71	9			19	0	74	3		
SELAH 1504	744	94	12.6	20	0	68	6			24	0	68	2		
ABSENTEE PRECINCT 1501	0	163	0.0	29	1	118	15			41	0	122	0		
ABSENTEE PRECINCT 1502	0	237	0.0	48	0	168	21			67	0	165	5		
ABSENTEE PRECINCT 1503	0	254	0.0	35	1	200	18			50	0	201	3		
ABSENTEE PRECINCT 1504	0	253	0.0	54	0	173	26			52	0	195	6		
==> Precinct Totals	2762	368	13.3	73	0	267	28			81	0	275	12		
==> Absentee Totals	0	907	0.0	166	2	659	80			210	0	683	14		
==> Total Votes	2762	1275	46.2	239	2	926	108			291	0	958	26		

C O L U M N L E G E N D

1: CITY OF SELAH
MAYOR
Blank Votes

4: CITY OF SELAH
MAYOR
Writein Votes

7: CITY OF SELAH
COUNCILMEMBER POS. 4
Blank Votes

10: CITY OF SELAH
COUNCILMEMBER POS. 4
Writein Votes

2: CITY OF SELAH
MAYOR
Over Votes

5:

8: CITY OF SELAH
COUNCILMEMBER POS. 4
Over Votes

11:

3: CITY OF SELAH
MAYOR
ROBERT "BOB" JONES NP

6:

9: CITY OF SELAH
COUNCILMEMBER POS. 4
SCOTT SMEBACK NP

12:

R E C A P	Voters	Trnout	Pct	1	2	3	4	5	6	7	8	9	10	11	12
TURNOUT AT THE POLLS 13	0	0	0.0	0	0	0	0			0	0	0	0		
ABSENTEE LEG DIST 13	0	0	0.0	0	0	0	0			0	0	0	0		
VOTE BY MAIL LEG DIST 13	0	0	0.0	0	0	0	0			0	0	0	0		
TOTAL VOTES LEG DIST 13	0	0	0.0	0	0	0	0			0	0	0	0		
TURNOUT AT POLLS LEG 14	2762	368	13.3	73	0	267	28			81	0	275	12		
ABSENTEE LEG DIST 14	0	907	0.0	166	2	659	80			210	0	683	14		
VOTE BY MAIL LEG DIST 14	0	0	0.0	0	0	0	0			0	0	0	0		
TOTAL VOTES LEG DIST 14	2762	1275	46.2	239	2	926	108			291	0	958	26		
TURNOUT AT POLLS LEG 15	0	0	0.0	0	0	0	0			0	0	0	0		
ABSENTEE LEG DIST 15	0	0	0.0	0	0	0	0			0	0	0	0		
VOTE BY MAIL LEG DIST 15	0	0	0.0	0	0	0	0			0	0	0	0		
TOTAL VOTES LEG DIST 15	0	0	0.0	0	0	0	0			0	0	0	0		
TOTAL VOTES AT THE POLLS	2762	368	13.3	73	0	267	28			81	0	275	12		
TOTAL ABSENTEE VOTES	0	907	0.0	166	2	659	80			210	0	683	14		
TOTAL VOTE BY MAIL VOTES	0	0	0.0	0	0	0	0			0	0	0	0		
TOTAL VOTES CAST	2762	1275	46.2	239	2	926	108			291	0	958	26		

C O L U M N L E G E N D

1: CITY OF SELAH MAYOR Blank Votes	4: CITY OF SELAH MAYOR Writein Votes	7: CITY OF SELAH COUNCILMEMBER POS. 4 Blank Votes	10: CITY OF SELAH COUNCILMEMBER POS. 4 Writein Votes
2: CITY OF SELAH MAYOR Over Votes	5:	8: CITY OF SELAH COUNCILMEMBER POS. 4 Over Votes	11:
3: CITY OF SELAH MAYOR ROBERT "BOB" JONES NP	6:	9: CITY OF SELAH COUNCILMEMBER POS. 4 SCOTT SMEBACK NP	12:

Precinct	Voters	Trnout	Pct	1	2	3	4	5	6	7	8	9	10	11	12
SELAH 1501	640	62	9.7	11	0	48	3			14	0	43	5		
SELAH 1502	726	116	16.0	32	0	80	4			33	0	79	4		
SELAH 1503	652	96	14.7	18	0	76	2			25	0	69	2		
SELAH 1504	744	94	12.6	25	0	67	2			26	0	66	2		
ABSENTEE PRECINCT 1501	0	163	0.0	43	0	120	0			43	0	119	1		
ABSENTEE PRECINCT 1502	0	237	0.0	60	0	173	4			70	0	161	6		
ABSENTEE PRECINCT 1503	0	254	0.0	55	0	191	8			60	0	186	8		
ABSENTEE PRECINCT 1504	0	253	0.0	56	0	188	9			63	1	180	9		
==> Precinct Totals	2762	368	13.3	86	0	271	11			98	0	257	13		
==> Absentee Totals	0	907	0.0	214	0	672	21			236	1	646	24		
==> Total Votes	2762	1275	46.2	300	0	943	32			334	1	903	37		

C O L U M N L E G E N D

1: CITY OF SELAH
COUNCILMEMBER POS. 5
Blank Votes

4: CITY OF SELAH
COUNCILMEMBER POS. 5
Writein Votes

7: CITY OF SELAH
COUNCILMEMBER POS. 6
Blank Votes

10: CITY OF SELAH
COUNCILMEMBER POS. 6
Writein Votes

2: CITY OF SELAH
COUNCILMEMBER POS. 5
Over Votes

5:

8: CITY OF SELAH
COUNCILMEMBER POS. 6
Over Votes

11:

3: CITY OF SELAH
COUNCILMEMBER POS. 5
HERB W. SCHMIDT NP

6:

9: CITY OF SELAH
COUNCILMEMBER POS. 6
ALLEN J. SCHMID NP

12:

R E C A P	Voters	Trnout	Pct	1	2	3	4	5	6	7	8	9	10	11	12
TURNOUT AT THE POLLS 13	0	0	0.0	0	0	0	0			0	0	0	0		
ABSENTEE LEG DIST 13	0	0	0.0	0	0	0	0			0	0	0	0		
VOTE BY MAIL LEG DIST 13	0	0	0.0	0	0	0	0			0	0	0	0		
TOTAL VOTES LEG DIST 13	0	0	0.0	0	0	0	0			0	0	0	0		
TURNOUT AT POLLS LEG 14	2762	368	13.3	86	0	271	11			98	0	257	13		
ABSENTEE LEG DIST 14	0	907	0.0	214	0	672	21			236	1	646	24		
VOTE BY MAIL LEG DIST 14	0	0	0.0	0	0	0	0			0	0	0	0		
TOTAL VOTES LEG DIST 14	2762	1275	46.2	300	0	943	32			334	1	903	37		
TURNOUT AT POLLS LEG 15	0	0	0.0	0	0	0	0			0	0	0	0		
ABSENTEE LEG DIST 15	0	0	0.0	0	0	0	0			0	0	0	0		
VOTE BY MAIL LEG DIST 15	0	0	0.0	0	0	0	0			0	0	0	0		
TOTAL VOTES LEG DIST 15	0	0	0.0	0	0	0	0			0	0	0	0		
TOTAL VOTES AT THE POLLS	2762	368	13.3	86	0	271	11			98	0	257	13		
TOTAL ABSENTEE VOTES	0	907	0.0	214	0	672	21			236	1	646	24		
TOTAL VOTE BY MAIL VOTES	0	0	0.0	0	0	0	0			0	0	0	0		
TOTAL VOTES CAST	2762	1275	46.2	300	0	943	32			334	1	903	37		

C O L U M N L E G E N D

1: CITY OF SELAH
COUNCILMEMBER POS. 5
Blank Votes

4: CITY OF SELAH
COUNCILMEMBER POS. 5
Writein Votes

7: CITY OF SELAH
COUNCILMEMBER POS. 6
Blank Votes

10: CITY OF SELAH
COUNCILMEMBER POS. 6
Writein Votes

2: CITY OF SELAH
COUNCILMEMBER POS. 5
Over Votes

5:

8: CITY OF SELAH
COUNCILMEMBER POS. 6
Over Votes

11:

3: CITY OF SELAH
COUNCILMEMBER POS. 5
HERB W. SCHMIDT NP

6:

9: CITY OF SELAH
COUNCILMEMBER POS. 6
ALLEN J. SCHMID NP

12:

Precinct	Voters	Trnout	Pct	1	2	3	4	5	6	7	8	9	10	11	12
SELAH 1501	640	62	9.7	2	1	8	29	22							
SELAH 1502	726	116	16.0	1	0	6	62	47							
SELAH 1503	652	96	14.7	1	0	7	30	58							
SELAH 1504	744	94	12.6	2	0	5	43	44							
ABSENTEE PRECINCT 1501	0	163	0.0	11	0	13	53	86							
ABSENTEE PRECINCT 1502	0	237	0.0	15	0	13	83	126							
ABSENTEE PRECINCT 1503	0	254	0.0	7	1	15	61	170							
ABSENTEE PRECINCT 1504	0	253	0.0	17	2	11	90	133							
==> Precinct Totals	2762	368	13.3	6	1	26	164	171							
==> Absentee Totals	0	907	0.0	50	3	52	287	515							
==> Total Votes	2762	1275	46.2	56	4	78	451	686							

C O L U M N L E G E N D

1: CITY OF SELAH
COUNCILMEMBER POS. 7
Blank Votes

4: CITY OF SELAH
COUNCILMEMBER POS. 7
JUDY CHARCAS JONES NP

7:

10:

2: CITY OF SELAH
COUNCILMEMBER POS. 7
Over Votes

5: CITY OF SELAH
COUNCILMEMBER POS. 7
Writein Votes

8:

11:

3: CITY OF SELAH
COUNCILMEMBER POS. 7
RON DEATHERAGE NP

6:

9:

12:

R E C A P	Voters	Trnout	Pct	1	2	3	4	5	6	7	8	9	10	11	12
TURNOUT AT THE POLLS 13	0	0	0.0	0	0	0	0	0							
ABSENTEE LEG DIST 13	0	0	0.0	0	0	0	0	0							
VOTE BY MAIL LEG DIST 13	0	0	0.0	0	0	0	0	0							
TOTAL VOTES LEG DIST 13	0	0	0.0	0	0	0	0	0							
TURNOUT AT POLLS LEG 14	2762	368	13.3	6	1	26	164	171							
ABSENTEE LEG DIST 14	0	907	0.0	50	3	52	287	515							
VOTE BY MAIL LEG DIST 14	0	0	0.0	0	0	0	0	0							
TOTAL VOTES LEG DIST 14	2762	1275	46.2	56	4	78	451	686							
TURNOUT AT POLLS LEG 15	0	0	0.0	0	0	0	0	0							
ABSENTEE LEG DIST 15	0	0	0.0	0	0	0	0	0							
VOTE BY MAIL LEG DIST 15	0	0	0.0	0	0	0	0	0							
TOTAL VOTES LEG DIST 15	0	0	0.0	0	0	0	0	0							
TOTAL VOTES AT THE POLLS	2762	368	13.3	6	1	26	164	171							
TOTAL ABSENTEE VOTES	0	907	0.0	50	3	52	287	515							
TOTAL VOTE BY MAIL VOTES	0	0	0.0	0	0	0	0	0							
TOTAL VOTES CAST	2762	1275	46.2	56	4	78	451	686							

C O L U M N L E G E N D

1: CITY OF SELAH
COUNCILMEMBER POS. 7
Blank Votes

4: CITY OF SELAH
COUNCILMEMBER POS. 7
JUDY CHARCAS JONES NP

7: 10:

2: CITY OF SELAH
COUNCILMEMBER POS. 7
Over Votes

5: CITY OF SELAH
COUNCILMEMBER POS. 7
Writein Votes

8: 11:

3: CITY OF SELAH
COUNCILMEMBER POS. 7
RON DEATHERAGE NP

6: 9:

12:

Precinct	Voters	Trnout	Pct	1	2	3	4	5	6	7	8	9	10	11	12
SUNNYSIDE 1701	670	51	7.6	4	0	13	33	1		4	0	22	23	2	
SUNNYSIDE 1702	15	0	0.0	0	0	0	0	0		0	0	0	0	0	
SUNNYSIDE 1703	632	68	10.8	7	0	22	36	3		6	0	24	38	0	
SUNNYSIDE 1705	657	95	14.5	10	0	28	56	1		2	0	48	45	0	
SUNNYSIDE 1706	646	30	4.6	2	0	10	18	0		1	0	17	12	0	
SUNNYSIDE 1708	566	38	6.7	1	0	14	23	0		0	0	16	22	0	
ABSENTEE PRECINCT 1701	0	153	0.0	11	0	65	75	2		5	0	67	81	0	
ABSENTEE PRECINCT 1702	0	8	0.0	0	0	5	3	0		0	0	3	5	0	
ABSENTEE PRECINCT 1703	0	205	0.0	29	0	85	90	1		11	1	71	122	0	
ABSENTEE PRECINCT 1705	0	260	0.0	48	0	80	131	1		13	0	89	154	4	
ABSENTEE PRECINCT 1706	0	171	0.0	16	0	63	90	2		8	0	100	63	0	
ABSENTEE PRECINCT 1708	0	114	0.0	16	0	37	61	0		4	0	48	62	0	
==> Precinct Totals	3186	282	8.9	24	0	87	166	5		13	0	127	140	2	
==> Absentee Totals	0	911	0.0	120	0	335	450	6		41	1	378	487	4	
==> Total Votes	3186	1193	37.4	144	0	422	616	11		54	1	505	627	6	

C O L U M N L E G E N D

1: CITY OF SUNNYSIDE
COUNCILMEMBER POS. 5
Blank Votes

4: CITY OF SUNNYSIDE
COUNCILMEMBER POS. 5
ALEX DE LA CRUZ NP

7: CITY OF SUNNYSIDE
COUNCILMEMBER POS. 6
Blank Votes

10: CITY OF SUNNYSIDE
COUNCILMEMBER POS. 6
JAMES A. RESTUCCI NP

2: CITY OF SUNNYSIDE
COUNCILMEMBER POS. 5
Over Votes

5: CITY OF SUNNYSIDE
COUNCILMEMBER POS. 5
Writein Votes

8: CITY OF SUNNYSIDE
COUNCILMEMBER POS. 6
Over Votes

11: CITY OF SUNNYSIDE
COUNCILMEMBER POS. 6
Writein Votes

3: CITY OF SUNNYSIDE
COUNCILMEMBER POS. 5
MAGALI SITAL BETKER NP

6:

9: CITY OF SUNNYSIDE
COUNCILMEMBER POS. 6
ROY ANCISO NP

12:

R E C A P	Voters	Trnout	Pct	1	2	3	4	5	6	7	8	9	10	11	12
TURNOUT AT THE POLLS 13	0	0	0.0	0	0	0	0	0		0	0	0	0	0	
ABSENTEE LEG DIST 13	0	0	0.0	0	0	0	0	0		0	0	0	0	0	
VOTE BY MAIL LEG DIST 13	0	0	0.0	0	0	0	0	0		0	0	0	0	0	
TOTAL VOTES LEG DIST 13	0	0	0.0	0	0	0	0	0		0	0	0	0	0	
TURNOUT AT POLLS LEG 14	0	0	0.0	0	0	0	0	0		0	0	0	0	0	
ABSENTEE LEG DIST 14	0	0	0.0	0	0	0	0	0		0	0	0	0	0	
VOTE BY MAIL LEG DIST 14	0	0	0.0	0	0	0	0	0		0	0	0	0	0	
TOTAL VOTES LEG DIST 14	0	0	0.0	0	0	0	0	0		0	0	0	0	0	
TURNOUT AT POLLS LEG 15	3171	282	8.9	24	0	87	166	5		13	0	127	140	2	
ABSENTEE LEG DIST 15	0	911	0.0	120	0	335	450	6		41	1	378	487	4	
VOTE BY MAIL LEG DIST 15	15	0	0.0	0	0	0	0	0		0	0	0	0	0	
TOTAL VOTES LEG DIST 15	3186	1193	37.4	144	0	422	616	11		54	1	505	627	6	
TOTAL VOTES AT THE POLLS	3171	282	8.9	24	0	87	166	5		13	0	127	140	2	
TOTAL ABSENTEE VOTES	0	911	0.0	120	0	335	450	6		41	1	378	487	4	
TOTAL VOTE BY MAIL VOTES	15	0	0.0	0	0	0	0	0		0	0	0	0	0	
TOTAL VOTES CAST	3186	1193	37.4	144	0	422	616	11		54	1	505	627	6	

C O L U M N L E G E N D

1: CITY OF SUNNYSIDE
COUNCILMEMBER POS. 5
Blank Votes

4: CITY OF SUNNYSIDE
COUNCILMEMBER POS. 5
ALEX DE LA CRUZ NP

7: CITY OF SUNNYSIDE
COUNCILMEMBER POS. 6
Blank Votes

10: CITY OF SUNNYSIDE
COUNCILMEMBER POS. 6
JAMES A. RESTUCCI NP

2: CITY OF SUNNYSIDE
COUNCILMEMBER POS. 5
Over Votes

5: CITY OF SUNNYSIDE
COUNCILMEMBER POS. 5
Writein Votes

8: CITY OF SUNNYSIDE
COUNCILMEMBER POS. 6
Over Votes

11: CITY OF SUNNYSIDE
COUNCILMEMBER POS. 6
Writein Votes

3: CITY OF SUNNYSIDE
COUNCILMEMBER POS. 5
MAGALI SITAL BETKER NP

6:

9: CITY OF SUNNYSIDE
COUNCILMEMBER POS. 6
ROY ANCISO NP

12:

Precinct	Voters	Trnout	Pct	1	2	3	4	5	6	7	8	9	10	11	12
SUNNYSIDE 1701	670	51	7.6	8	0	39	4								
SUNNYSIDE 1702	15	0	0.0	0	0	0	0								
SUNNYSIDE 1703	632	68	10.8	11	1	54	2								
SUNNYSIDE 1705	657	95	14.5	15	0	80	0								
SUNNYSIDE 1706	646	30	4.6	4	0	25	1								
SUNNYSIDE 1708	566	38	6.7	4	0	32	2								
ABSENTEE PRECINCT 1701	0	153	0.0	13	0	132	8								
ABSENTEE PRECINCT 1702	0	8	0.0	3	0	5	0								
ABSENTEE PRECINCT 1703	0	205	0.0	22	0	178	5								
ABSENTEE PRECINCT 1705	0	260	0.0	31	0	226	3								
ABSENTEE PRECINCT 1706	0	171	0.0	19	0	148	4								
ABSENTEE PRECINCT 1708	0	114	0.0	11	0	98	5								
==> Precinct Totals	3186	282	8.9	42	1	230	9								
==> Absentee Totals	0	911	0.0	99	0	787	25								
==> Total Votes	3186	1193	37.4	141	1	1017	34								

C O L U M N L E G E N D

1: CITY OF SUNNYSIDE
COUNCILMEMBER POS. 7
Blank Votes

4: CITY OF SUNNYSIDE
COUNCILMEMBER POS. 7
Writein Votes

7:

10:

2: CITY OF SUNNYSIDE
COUNCILMEMBER POS. 7
Over Votes

5:

8:

11:

3: CITY OF SUNNYSIDE
COUNCILMEMBER POS. 7
ED PRILUCIK NP

6:

9:

12:

R E C A P	Voters	Trnout	Pct	1	2	3	4	5	6	7	8	9	10	11	12
TURNOUT AT THE POLLS 13	0	0	0.0	0	0	0	0								
ABSENTEE LEG DIST 13	0	0	0.0	0	0	0	0								
VOTE BY MAIL LEG DIST 13	0	0	0.0	0	0	0	0								
TOTAL VOTES LEG DIST 13	0	0	0.0	0	0	0	0								
TURNOUT AT POLLS LEG 14	0	0	0.0	0	0	0	0								
ABSENTEE LEG DIST 14	0	0	0.0	0	0	0	0								
VOTE BY MAIL LEG DIST 14	0	0	0.0	0	0	0	0								
TOTAL VOTES LEG DIST 14	0	0	0.0	0	0	0	0								
TURNOUT AT POLLS LEG 15	3171	282	8.9	42	1	230	9								
ABSENTEE LEG DIST 15	0	911	0.0	99	0	787	25								
VOTE BY MAIL LEG DIST 15	15	0	0.0	0	0	0	0								
TOTAL VOTES LEG DIST 15	3186	1193	37.4	141	1	1017	34								
TOTAL VOTES AT THE POLLS	3171	282	8.9	42	1	230	9								
TOTAL ABSENTEE VOTES	0	911	0.0	99	0	787	25								
TOTAL VOTE BY MAIL VOTES	15	0	0.0	0	0	0	0								
TOTAL VOTES CAST	3186	1193	37.4	141	1	1017	34								

C O L U M N L E G E N D

1: CITY OF SUNNYSIDE COUNCILMEMBER POS. 7 Blank Votes	4: CITY OF SUNNYSIDE COUNCILMEMBER POS. 7 Writein Votes	7:	10:
2: CITY OF SUNNYSIDE COUNCILMEMBER POS. 7 Over Votes	5:	8:	11:
3: CITY OF SUNNYSIDE COUNCILMEMBER POS. 7 ED PRILUCIK NP	6:	9:	12:

Precinct	Voters	Trnout	Pct	1	2	3	4	5	6	7	8	9	10	11	12
TIETON 1901	327	45	13.8	1	0	11	22	11		1	0	14	29	1	
ABSENTEE PRECINCT 1901	0	97	0.0	3	0	24	65	5		3	0	24	69	1	
==> Precinct Totals	327	45	13.8	1	0	11	22	11		1	0	14	29	1	
==> Absentee Totals	0	97	0.0	3	0	24	65	5		3	0	24	69	1	
==> Total Votes	327	142	43.4	4	0	35	87	16		4	0	38	98	2	

C O L U M N L E G E N D

1: TOWN OF TIETON
MAYOR
Blank Votes

4: TOWN OF TIETON
MAYOR
JANIS L. STRICKLAND NP

7: TOWN OF TIETON
COUNCILMEMBER POS. 4
Blank Votes

10: TOWN OF TIETON
COUNCILMEMBER POS. 4
SHARON L. COLBY NP

2: TOWN OF TIETON
MAYOR
Over Votes

5: TOWN OF TIETON
MAYOR
Writein Votes

8: TOWN OF TIETON
COUNCILMEMBER POS. 4
Over Votes

11: TOWN OF TIETON
COUNCILMEMBER POS. 4
Writein Votes

3: TOWN OF TIETON
MAYOR
PAUL MUTH

NP

6:

9: TOWN OF TIETON
COUNCILMEMBER POS. 4
EUGENE MUTH NP

12:

R E C A P	Voters	Trnout	Pct	1	2	3	4	5	6	7	8	9	10	11	12
TURNOUT AT THE POLLS 13	0	0	0.0	0	0	0	0	0		0	0	0	0	0	
ABSENTEE LEG DIST 13	0	0	0.0	0	0	0	0	0		0	0	0	0	0	
VOTE BY MAIL LEG DIST 13	0	0	0.0	0	0	0	0	0		0	0	0	0	0	
TOTAL VOTES LEG DIST 13	0	0	0.0	0	0	0	0	0		0	0	0	0	0	
TURNOUT AT POLLS LEG 14	327	45	13.8	1	0	11	22	11		1	0	14	29	1	
ABSENTEE LEG DIST 14	0	97	0.0	3	0	24	65	5		3	0	24	69	1	
VOTE BY MAIL LEG DIST 14	0	0	0.0	0	0	0	0	0		0	0	0	0	0	
TOTAL VOTES LEG DIST 14	327	142	43.4	4	0	35	87	16		4	0	38	98	2	
TURNOUT AT POLLS LEG 15	0	0	0.0	0	0	0	0	0		0	0	0	0	0	
ABSENTEE LEG DIST 15	0	0	0.0	0	0	0	0	0		0	0	0	0	0	
VOTE BY MAIL LEG DIST 15	0	0	0.0	0	0	0	0	0		0	0	0	0	0	
TOTAL VOTES LEG DIST 15	0	0	0.0	0	0	0	0	0		0	0	0	0	0	
TOTAL VOTES AT THE POLLS	327	45	13.8	1	0	11	22	11		1	0	14	29	1	
TOTAL ABSENTEE VOTES	0	97	0.0	3	0	24	65	5		3	0	24	69	1	
TOTAL VOTE BY MAIL VOTES	0	0	0.0	0	0	0	0	0		0	0	0	0	0	
TOTAL VOTES CAST	327	142	43.4	4	0	35	87	16		4	0	38	98	2	

C O L U M N L E G E N D

1: TOWN OF TIETON MAYOR Blank Votes	4: TOWN OF TIETON MAYOR JANIS L. STRICKLAND NP	7: TOWN OF TIETON COUNCILMEMBER POS. 4 Blank Votes	10: TOWN OF TIETON COUNCILMEMBER POS. 4 SHARON L. COLBY NP
2: TOWN OF TIETON MAYOR Over Votes	5: TOWN OF TIETON MAYOR Writein Votes	8: TOWN OF TIETON COUNCILMEMBER POS. 4 Over Votes	11: TOWN OF TIETON COUNCILMEMBER POS. 4 Writein Votes
3: TOWN OF TIETON MAYOR PAUL MUTH NP	6:	9: TOWN OF TIETON COUNCILMEMBER POS. 4 EUGENE MUTH NP	12:

Precinct	Voters	Trnout	Pct	1	2	3	4	5	6	7	8	9	10	11	12
TIETON 1901	327	45	13.8	1	0	40	4								
ABSENTEE PRECINCT 1901	0	97	0.0	8	0	77	12								
==> Precinct Totals	327	45	13.8	1	0	40	4								
==> Absentee Totals	0	97	0.0	8	0	77	12								
==> Total Votes	327	142	43.4	9	0	117	16								

C O L U M N L E G E N D

1: TOWN OF TIETON
COUNCILMEMBER POS. 5
Blank Votes

4: TOWN OF TIETON
COUNCILMEMBER POS. 5
Writein Votes

7:

10:

2: TOWN OF TIETON
COUNCILMEMBER POS. 5
Over Votes

5:

8:

11:

3: TOWN OF TIETON
COUNCILMEMBER POS. 5
FELISA C. COX NP

6:

9:

12:

R E C A P	Voters	Trnout	Pct	1	2	3	4	5	6	7	8	9	10	11	12
TURNOUT AT THE POLLS 13	0	0	0.0	0	0	0	0								
ABSENTEE LEG DIST 13	0	0	0.0	0	0	0	0								
VOTE BY MAIL LEG DIST 13	0	0	0.0	0	0	0	0								
TOTAL VOTES LEG DIST 13	0	0	0.0	0	0	0	0								
TURNOUT AT POLLS LEG 14	327	45	13.8	1	0	40	4								
ABSENTEE LEG DIST 14	0	97	0.0	8	0	77	12								
VOTE BY MAIL LEG DIST 14	0	0	0.0	0	0	0	0								
TOTAL VOTES LEG DIST 14	327	142	43.4	9	0	117	16								
TURNOUT AT POLLS LEG 15	0	0	0.0	0	0	0	0								
ABSENTEE LEG DIST 15	0	0	0.0	0	0	0	0								
VOTE BY MAIL LEG DIST 15	0	0	0.0	0	0	0	0								
TOTAL VOTES LEG DIST 15	0	0	0.0	0	0	0	0								
TOTAL VOTES AT THE POLLS	327	45	13.8	1	0	40	4								
TOTAL ABSENTEE VOTES	0	97	0.0	8	0	77	12								
TOTAL VOTE BY MAIL VOTES	0	0	0.0	0	0	0	0								
TOTAL VOTES CAST	327	142	43.4	9	0	117	16								

C O L U M N L E G E N D

1: TOWN OF TIETON
COUNCILMEMBER POS. 5
Blank Votes

4: TOWN OF TIETON
COUNCILMEMBER POS. 5
Writein Votes

7:

10:

2: TOWN OF TIETON
COUNCILMEMBER POS. 5
Over Votes

5:

8:

11:

3: TOWN OF TIETON
COUNCILMEMBER POS. 5
FELISA C. COX NP

6:

9:

12:

Precinct	Voters	Trnout	Pct	1	2	3	4	5	6	7	8	9	10	11	12
TOPPENISH 2101	1216	75	6.2	11	0	62	2			11	0	57	7		
TOPPENISH 2103	924	38	4.1	6	0	30	2			5	0	28	5		
ABSENTEE PRECINCT 2101	0	336	0.0	61	2	261	12			52	1	260	23		
ABSENTEE PRECINCT 2103	0	179	0.0	26	0	146	7			33	0	133	13		
==> Precinct Totals	2140	113	5.3	17	0	92	4			16	0	85	12		
==> Absentee Totals	0	515	0.0	87	2	407	19			85	1	393	36		
==> Total Votes	2140	628	29.3	104	2	499	23			101	1	478	48		

C O L U M N L E G E N D

1: CITY OF TOPPENISH
COUNCILMEMBER POS. 1
Blank Votes

4: CITY OF TOPPENISH
COUNCILMEMBER POS. 1
Writein Votes

7: CITY OF TOPPENISH
COUNCILMEMBER POS. 5
Blank Votes

10: CITY OF TOPPENISH
COUNCILMEMBER POS. 5
Writein Votes

2: CITY OF TOPPENISH
COUNCILMEMBER POS. 1
Over Votes

5:

8: CITY OF TOPPENISH
COUNCILMEMBER POS. 5
Over Votes

11:

3: CITY OF TOPPENISH
COUNCILMEMBER POS. 1
FRED DIAZ NP

6:

9: CITY OF TOPPENISH
COUNCILMEMBER POS. 5
JUDITH BOEKHOLDER NP

12:

R E C A P	Voters	Trnout	Pct	1	2	3	4	5	6	7	8	9	10	11	12
TURNOUT AT THE POLLS 13	0	0	0.0	0	0	0	0			0	0	0	0		
ABSENTEE LEG DIST 13	0	0	0.0	0	0	0	0			0	0	0	0		
VOTE BY MAIL LEG DIST 13	0	0	0.0	0	0	0	0			0	0	0	0		
TOTAL VOTES LEG DIST 13	0	0	0.0	0	0	0	0			0	0	0	0		
TURNOUT AT POLLS LEG 14	0	0	0.0	0	0	0	0			0	0	0	0		
ABSENTEE LEG DIST 14	0	0	0.0	0	0	0	0			0	0	0	0		
VOTE BY MAIL LEG DIST 14	0	0	0.0	0	0	0	0			0	0	0	0		
TOTAL VOTES LEG DIST 14	0	0	0.0	0	0	0	0			0	0	0	0		
TURNOUT AT POLLS LEG 15	2140	113	5.3	17	0	92	4			16	0	85	12		
ABSENTEE LEG DIST 15	0	515	0.0	87	2	407	19			85	1	393	36		
VOTE BY MAIL LEG DIST 15	0	0	0.0	0	0	0	0			0	0	0	0		
TOTAL VOTES LEG DIST 15	2140	628	29.3	104	2	499	23			101	1	478	48		
TOTAL VOTES AT THE POLLS	2140	113	5.3	17	0	92	4			16	0	85	12		
TOTAL ABSENTEE VOTES	0	515	0.0	87	2	407	19			85	1	393	36		
TOTAL VOTE BY MAIL VOTES	0	0	0.0	0	0	0	0			0	0	0	0		
TOTAL VOTES CAST	2140	628	29.3	104	2	499	23			101	1	478	48		

C O L U M N L E G E N D

1: CITY OF TOPPENISH
COUNCILMEMBER POS. 1
Blank Votes

4: CITY OF TOPPENISH
COUNCILMEMBER POS. 1
Writein Votes

7: CITY OF TOPPENISH
COUNCILMEMBER POS. 5
Blank Votes

10: CITY OF TOPPENISH
COUNCILMEMBER POS. 5
Writein Votes

2: CITY OF TOPPENISH
COUNCILMEMBER POS. 1
Over Votes

5:

8: CITY OF TOPPENISH
COUNCILMEMBER POS. 5
Over Votes

11:

3: CITY OF TOPPENISH
COUNCILMEMBER POS. 1
FRED DIAZ NP

6:

9: CITY OF TOPPENISH
COUNCILMEMBER POS. 5
JUDITH BOEKHOLDER NP

12:

Precinct	Voters	Trnout	Pct	1	2	3	4	5	6	7	8	9	10	11	12
TOPPENISH 2101	1216	75	6.2	0	0	45	30	0		12	0	58	5		
TOPPENISH 2103	924	38	4.1	1	1	18	17	1		4	0	30	4		
ABSENTEE PRECINCT 2101	0	336	0.0	13	0	201	117	5		52	0	265	19		
ABSENTEE PRECINCT 2103	0	179	0.0	8	0	75	92	4		32	0	142	5		
==> Precinct Totals	2140	113	5.3	1	1	63	47	1		16	0	88	9		
==> Absentee Totals	0	515	0.0	21	0	276	209	9		84	0	407	24		
==> Total Votes	2140	628	29.3	22	1	339	256	10		100	0	495	33		

C O L U M N L E G E N D

1: CITY OF TOPPENISH
COUNCILMEMBER POS. 6
Blank Votes

4: CITY OF TOPPENISH
COUNCILMEMBER POS. 6
RUSTY JONES NP

7: CITY OF TOPPENISH
COUNCILMEMBER POS. 7
Blank Votes

10: CITY OF TOPPENISH
COUNCILMEMBER POS. 7
Writein Votes

2: CITY OF TOPPENISH
COUNCILMEMBER POS. 6
Over Votes

5: CITY OF TOPPENISH
COUNCILMEMBER POS. 6
Writein Votes

8: CITY OF TOPPENISH
COUNCILMEMBER POS. 7
Over Votes

11:

3: CITY OF TOPPENISH
COUNCILMEMBER POS. 6
BOYD GRAY NP

6:

9: CITY OF TOPPENISH
COUNCILMEMBER POS. 7
AL HUBERT NP

12:

R E C A P	Voters	Trnout	Pct	1	2	3	4	5	6	7	8	9	10	11	12
TURNOUT AT THE POLLS 13	0	0	0.0	0	0	0	0	0		0	0	0	0		
ABSENTEE LEG DIST 13	0	0	0.0	0	0	0	0	0		0	0	0	0		
VOTE BY MAIL LEG DIST 13	0	0	0.0	0	0	0	0	0		0	0	0	0		
TOTAL VOTES LEG DIST 13	0	0	0.0	0	0	0	0	0		0	0	0	0		
TURNOUT AT POLLS LEG 14	0	0	0.0	0	0	0	0	0		0	0	0	0		
ABSENTEE LEG DIST 14	0	0	0.0	0	0	0	0	0		0	0	0	0		
VOTE BY MAIL LEG DIST 14	0	0	0.0	0	0	0	0	0		0	0	0	0		
TOTAL VOTES LEG DIST 14	0	0	0.0	0	0	0	0	0		0	0	0	0		
TURNOUT AT POLLS LEG 15	2140	113	5.3	1	1	63	47	1		16	0	88	9		
ABSENTEE LEG DIST 15	0	515	0.0	21	0	276	209	9		84	0	407	24		
VOTE BY MAIL LEG DIST 15	0	0	0.0	0	0	0	0	0		0	0	0	0		
TOTAL VOTES LEG DIST 15	2140	628	29.3	22	1	339	256	10		100	0	495	33		
TOTAL VOTES AT THE POLLS	2140	113	5.3	1	1	63	47	1		16	0	88	9		
TOTAL ABSENTEE VOTES	0	515	0.0	21	0	276	209	9		84	0	407	24		
TOTAL VOTE BY MAIL VOTES	0	0	0.0	0	0	0	0	0		0	0	0	0		
TOTAL VOTES CAST	2140	628	29.3	22	1	339	256	10		100	0	495	33		

C O L U M N L E G E N D

1: CITY OF TOPPENISH
COUNCILMEMBER POS. 6
Blank Votes

4: CITY OF TOPPENISH
COUNCILMEMBER POS. 6
RUSTY JONES NP

7: CITY OF TOPPENISH
COUNCILMEMBER POS. 7
Blank Votes

10: CITY OF TOPPENISH
COUNCILMEMBER POS. 7
Writein Votes

2: CITY OF TOPPENISH
COUNCILMEMBER POS. 6
Over Votes

5: CITY OF TOPPENISH
COUNCILMEMBER POS. 6
Writein Votes

8: CITY OF TOPPENISH
COUNCILMEMBER POS. 7
Over Votes

11:

3: CITY OF TOPPENISH
COUNCILMEMBER POS. 6
BOYD GRAY NP

6:

9: CITY OF TOPPENISH
COUNCILMEMBER POS. 7
AL HUBERT NP

12:

Precinct	Voters	Trnout	Pct	1	2	3	4	5	6	7	8	9	10	11	12
UNION GAP 2301	733	92	12.6	1	0	52	37	2		1	0	42	49	0	
UNION GAP 2303	581	85	14.6	0	0	46	39	0		2	0	26	57	0	
UNION GAP 2306	891	63	7.1	1	0	27	35	0		3	0	22	38	0	
ABSENTEE PRECINCT 2301	0	221	0.0	10	0	104	107	0		17	0	97	107	0	
ABSENTEE PRECINCT 2303	0	213	0.0	3	0	143	65	2		13	0	48	152	0	
ABSENTEE PRECINCT 2306	0	262	0.0	2	0	124	135	1		12	0	132	117	1	
==> Precinct Totals	2205	240	10.9	2	0	125	111	2		6	0	90	144	0	
==> Absentee Totals	0	696	0.0	15	0	371	307	3		42	0	277	376	1	
==> Total Votes	2205	936	42.4	17	0	496	418	5		48	0	367	520	1	

C O L U M N L E G E N D

1: CITY OF UNION GAP MAYOR Blank Votes	4: CITY OF UNION GAP MAYOR DAN C. OLSON NP	7: CITY OF UNION GAP COUNCILMEMBER POS. 4 Blank Votes	10: CITY OF UNION GAP COUNCILMEMBER POS. 4 DAVID D. BUTLER NP
2: CITY OF UNION GAP MAYOR Over Votes	5: CITY OF UNION GAP MAYOR Writein Votes	8: CITY OF UNION GAP COUNCILMEMBER POS. 4 Over Votes	11: CITY OF UNION GAP COUNCILMEMBER POS. 4 Writein Votes
3: CITY OF UNION GAP MAYOR AUBREY REEVES NP	6:	9: CITY OF UNION GAP COUNCILMEMBER POS. 4 DAVID O. HANSEN NP	12:

R E C A P	Voters	Trnout	Pct	1	2	3	4	5	6	7	8	9	10	11	12
TURNOUT AT THE POLLS 13	0	0	0.0	0	0	0	0	0		0	0	0	0	0	
ABSENTEE LEG DIST 13	0	0	0.0	0	0	0	0	0		0	0	0	0	0	
VOTE BY MAIL LEG DIST 13	0	0	0.0	0	0	0	0	0		0	0	0	0	0	
TOTAL VOTES LEG DIST 13	0	0	0.0	0	0	0	0	0		0	0	0	0	0	
TURNOUT AT POLLS LEG 14	2205	240	10.9	2	0	125	111	2		6	0	90	144	0	
ABSENTEE LEG DIST 14	0	696	0.0	15	0	371	307	3		42	0	277	376	1	
VOTE BY MAIL LEG DIST 14	0	0	0.0	0	0	0	0	0		0	0	0	0	0	
TOTAL VOTES LEG DIST 14	2205	936	42.4	17	0	496	418	5		48	0	367	520	1	
TURNOUT AT POLLS LEG 15	0	0	0.0	0	0	0	0	0		0	0	0	0	0	
ABSENTEE LEG DIST 15	0	0	0.0	0	0	0	0	0		0	0	0	0	0	
VOTE BY MAIL LEG DIST 15	0	0	0.0	0	0	0	0	0		0	0	0	0	0	
TOTAL VOTES LEG DIST 15	0	0	0.0	0	0	0	0	0		0	0	0	0	0	
TOTAL VOTES AT THE POLLS	2205	240	10.9	2	0	125	111	2		6	0	90	144	0	
TOTAL ABSENTEE VOTES	0	696	0.0	15	0	371	307	3		42	0	277	376	1	
TOTAL VOTE BY MAIL VOTES	0	0	0.0	0	0	0	0	0		0	0	0	0	0	
TOTAL VOTES CAST	2205	936	42.4	17	0	496	418	5		48	0	367	520	1	

C O L U M N L E G E N D

1: CITY OF UNION GAP MAYOR Blank Votes	4: CITY OF UNION GAP MAYOR DAN C. OLSON	NP	7: CITY OF UNION GAP COUNCILMEMBER POS. 4 Blank Votes	10: CITY OF UNION GAP COUNCILMEMBER POS. 4 DAVID D. BUTLER	NP
2: CITY OF UNION GAP MAYOR Over Votes	5: CITY OF UNION GAP MAYOR Writein Votes		8: CITY OF UNION GAP COUNCILMEMBER POS. 4 Over Votes	11: CITY OF UNION GAP COUNCILMEMBER POS. 4 Writein Votes	
3: CITY OF UNION GAP MAYOR AUBREY REEVES	6:	NP	9: CITY OF UNION GAP COUNCILMEMBER POS. 4 DAVID O. HANSEN	12:	NP

Precinct	Voters	Trnout	Pct	1	2	3	4	5	6	7	8	9	10	11	12
UNION GAP 2301	733	92	12.6	1	0	42	49	0		15	0	73	4		
UNION GAP 2303	581	85	14.6	1	0	47	37	0		10	0	74	1		
UNION GAP 2306	891	63	7.1	0	0	26	37	0		12	0	48	3		
ABSENTEE PRECINCT 2301	0	221	0.0	11	0	75	133	2		46	0	162	13		
ABSENTEE PRECINCT 2303	0	213	0.0	8	0	88	117	0		44	0	163	6		
ABSENTEE PRECINCT 2306	0	262	0.0	7	0	85	170	0		49	0	202	11		
==> Precinct Totals	2205	240	10.9	2	0	115	123	0		37	0	195	8		
==> Absentee Totals	0	696	0.0	26	0	248	420	2		139	0	527	30		
==> Total Votes	2205	936	42.4	28	0	363	543	2		176	0	722	38		

C O L U M N L E G E N D

1: CITY OF UNION GAP COUNCILMEMBER POS. 5 Blank Votes	4: CITY OF UNION GAP COUNCILMEMBER POS. 5 JIM LEMON NP	7: CITY OF UNION GAP COUNCILMEMBER POS. 6 Blank Votes	10: CITY OF UNION GAP COUNCILMEMBER POS. 6 Writein Votes
2: CITY OF UNION GAP COUNCILMEMBER POS. 5 Over Votes	5: CITY OF UNION GAP COUNCILMEMBER POS. 5 Writein Votes	8: CITY OF UNION GAP COUNCILMEMBER POS. 6 Over Votes	11:
3: CITY OF UNION GAP COUNCILMEMBER POS. 5 JUANDA J. KREBS NP	6:	9: CITY OF UNION GAP COUNCILMEMBER POS. 6 TONI A. WEBB NP	12:

R E C A P	Voters	Trnout	Pct	1	2	3	4	5	6	7	8	9	10	11	12
TURNOUT AT THE POLLS 13	0	0	0.0	0	0	0	0	0		0	0	0	0		
ABSENTEE LEG DIST 13	0	0	0.0	0	0	0	0	0		0	0	0	0		
VOTE BY MAIL LEG DIST 13	0	0	0.0	0	0	0	0	0		0	0	0	0		
TOTAL VOTES LEG DIST 13	0	0	0.0	0	0	0	0	0		0	0	0	0		
TURNOUT AT POLLS LEG 14	2205	240	10.9	2	0	115	123	0		37	0	195	8		
ABSENTEE LEG DIST 14	0	696	0.0	26	0	248	420	2		139	0	527	30		
VOTE BY MAIL LEG DIST 14	0	0	0.0	0	0	0	0	0		0	0	0	0		
TOTAL VOTES LEG DIST 14	2205	936	42.4	28	0	363	543	2		176	0	722	38		
TURNOUT AT POLLS LEG 15	0	0	0.0	0	0	0	0	0		0	0	0	0		
ABSENTEE LEG DIST 15	0	0	0.0	0	0	0	0	0		0	0	0	0		
VOTE BY MAIL LEG DIST 15	0	0	0.0	0	0	0	0	0		0	0	0	0		
TOTAL VOTES LEG DIST 15	0	0	0.0	0	0	0	0	0		0	0	0	0		
TOTAL VOTES AT THE POLLS	2205	240	10.9	2	0	115	123	0		37	0	195	8		
TOTAL ABSENTEE VOTES	0	696	0.0	26	0	248	420	2		139	0	527	30		
TOTAL VOTE BY MAIL VOTES	0	0	0.0	0	0	0	0	0		0	0	0	0		
TOTAL VOTES CAST	2205	936	42.4	28	0	363	543	2		176	0	722	38		

C O L U M N L E G E N D

1: CITY OF UNION GAP COUNCILMEMBER POS. 5 Blank Votes	4: CITY OF UNION GAP COUNCILMEMBER POS. 5 JIM LEMON NP	7: CITY OF UNION GAP COUNCILMEMBER POS. 6 Blank Votes	10: CITY OF UNION GAP COUNCILMEMBER POS. 6 Writein Votes
2: CITY OF UNION GAP COUNCILMEMBER POS. 5 Over Votes	5: CITY OF UNION GAP COUNCILMEMBER POS. 5 Writein Votes	8: CITY OF UNION GAP COUNCILMEMBER POS. 6 Over Votes	11:
3: CITY OF UNION GAP COUNCILMEMBER POS. 5 JUANDA J. KREBS NP	6:	9: CITY OF UNION GAP COUNCILMEMBER POS. 6 TONI A. WEBB NP	12:

Precinct	Voters	Trnout	Pct	1	2	3	4	5	6	7	8	9	10	11	12
WAPATO 2501	1107	45	4.1	7	0	34	4			0	0	19	26	0	
ABSENTEE PRECINCT 2501	0	222	0.0	37	0	173	12			12	0	95	111	4	
==> Precinct Totals	1107	45	4.1	7	0	34	4			0	0	19	26	0	
==> Absentee Totals	0	222	0.0	37	0	173	12			12	0	95	111	4	
==> Total Votes	1107	267	24.1	44	0	207	16			12	0	114	137	4	

C O L U M N L E G E N D

1: CITY OF WAPATO
MAYOR
Blank Votes

4: CITY OF WAPATO
MAYOR
Writein Votes

7: CITY OF WAPATO
COUNCILMEMBER POS. 4
Blank Votes

10: CITY OF WAPATO
COUNCILMEMBER POS. 4
ESTELA J. VASQUEZ NP

2: CITY OF WAPATO
MAYOR
Over Votes

5:

8: CITY OF WAPATO
COUNCILMEMBER POS. 4
Over Votes

11: CITY OF WAPATO
COUNCILMEMBER POS. 4
Writein Votes

3: CITY OF WAPATO
MAYOR
JESSE FARIAS NP

6:

9: CITY OF WAPATO
COUNCILMEMBER POS. 4
TIM A. CORDOVA NP

12:

R E C A P	Voters	Trnout	Pct	1	2	3	4	5	6	7	8	9	10	11	12
TURNOUT AT THE POLLS 13	0	0	0.0	0	0	0	0			0	0	0	0	0	
ABSENTEE LEG DIST 13	0	0	0.0	0	0	0	0			0	0	0	0	0	
VOTE BY MAIL LEG DIST 13	0	0	0.0	0	0	0	0			0	0	0	0	0	
TOTAL VOTES LEG DIST 13	0	0	0.0	0	0	0	0			0	0	0	0	0	
TURNOUT AT POLLS LEG 14	0	0	0.0	0	0	0	0			0	0	0	0	0	
ABSENTEE LEG DIST 14	0	0	0.0	0	0	0	0			0	0	0	0	0	
VOTE BY MAIL LEG DIST 14	0	0	0.0	0	0	0	0			0	0	0	0	0	
TOTAL VOTES LEG DIST 14	0	0	0.0	0	0	0	0			0	0	0	0	0	
TURNOUT AT POLLS LEG 15	1107	45	4.1	7	0	34	4			0	0	19	26	0	
ABSENTEE LEG DIST 15	0	222	0.0	37	0	173	12			12	0	95	111	4	
VOTE BY MAIL LEG DIST 15	0	0	0.0	0	0	0	0			0	0	0	0	0	
TOTAL VOTES LEG DIST 15	1107	267	24.1	44	0	207	16			12	0	114	137	4	
TOTAL VOTES AT THE POLLS	1107	45	4.1	7	0	34	4			0	0	19	26	0	
TOTAL ABSENTEE VOTES	0	222	0.0	37	0	173	12			12	0	95	111	4	
TOTAL VOTE BY MAIL VOTES	0	0	0.0	0	0	0	0			0	0	0	0	0	
TOTAL VOTES CAST	1107	267	24.1	44	0	207	16			12	0	114	137	4	

C O L U M N L E G E N D

1: CITY OF WAPATO MAYOR Blank Votes	4: CITY OF WAPATO MAYOR Writein Votes	7: CITY OF WAPATO COUNCILMEMBER POS. 4 Blank Votes	10: CITY OF WAPATO COUNCILMEMBER POS. 4 ESTELA J. VASQUEZ NP
2: CITY OF WAPATO MAYOR Over Votes	5:	8: CITY OF WAPATO COUNCILMEMBER POS. 4 Over Votes	11: CITY OF WAPATO COUNCILMEMBER POS. 4 Writein Votes
3: CITY OF WAPATO MAYOR JESSE FARIAS NP	6:	9: CITY OF WAPATO COUNCILMEMBER POS. 4 TIM A. CORDOVA NP	12:

Precinct	Voters	Trnout	Pct	1	2	3	4	5	6	7	8	9	10	11	12
WAPATO 2501	1107	45	4.1	6	0	38	1			7	0	34	4		
ABSENTEE PRECINCT 2501	0	222	0.0	45	0	163	14			51	0	161	10		
==> Precinct Totals	1107	45	4.1	6	0	38	1			7	0	34	4		
==> Absentee Totals	0	222	0.0	45	0	163	14			51	0	161	10		
==> Total Votes	1107	267	24.1	51	0	201	15			58	0	195	14		

C O L U M N L E G E N D

1: CITY OF WAPATO
COUNCILMEMBER POS. 5
Blank Votes

4: CITY OF WAPATO
COUNCILMEMBER POS. 5
Writein Votes

7: CITY OF WAPATO
COUNCILMEMBER POS. 6
Blank Votes

10: CITY OF WAPATO
COUNCILMEMBER POS. 6
Writein Votes

2: CITY OF WAPATO
COUNCILMEMBER POS. 5
Over Votes

5:

8: CITY OF WAPATO
COUNCILMEMBER POS. 6
Over Votes

11:

3: CITY OF WAPATO
COUNCILMEMBER POS. 5
TONY GUZMAN NP

6:

9: CITY OF WAPATO
COUNCILMEMBER POS. 6
DICK HOEZEE NP

12:

R E C A P	Voters	Trnout	Pct	1	2	3	4	5	6	7	8	9	10	11	12
TURNOUT AT THE POLLS 13	0	0	0.0	0	0	0	0			0	0	0	0		
ABSENTEE LEG DIST 13	0	0	0.0	0	0	0	0			0	0	0	0		
VOTE BY MAIL LEG DIST 13	0	0	0.0	0	0	0	0			0	0	0	0		
TOTAL VOTES LEG DIST 13	0	0	0.0	0	0	0	0			0	0	0	0		
TURNOUT AT POLLS LEG 14	0	0	0.0	0	0	0	0			0	0	0	0		
ABSENTEE LEG DIST 14	0	0	0.0	0	0	0	0			0	0	0	0		
VOTE BY MAIL LEG DIST 14	0	0	0.0	0	0	0	0			0	0	0	0		
TOTAL VOTES LEG DIST 14	0	0	0.0	0	0	0	0			0	0	0	0		
TURNOUT AT POLLS LEG 15	1107	45	4.1	6	0	38	1			7	0	34	4		
ABSENTEE LEG DIST 15	0	222	0.0	45	0	163	14			51	0	161	10		
VOTE BY MAIL LEG DIST 15	0	0	0.0	0	0	0	0			0	0	0	0		
TOTAL VOTES LEG DIST 15	1107	267	24.1	51	0	201	15			58	0	195	14		
TOTAL VOTES AT THE POLLS	1107	45	4.1	6	0	38	1			7	0	34	4		
TOTAL ABSENTEE VOTES	0	222	0.0	45	0	163	14			51	0	161	10		
TOTAL VOTE BY MAIL VOTES	0	0	0.0	0	0	0	0			0	0	0	0		
TOTAL VOTES CAST	1107	267	24.1	51	0	201	15			58	0	195	14		

C O L U M N L E G E N D

1: CITY OF WAPATO
COUNCILMEMBER POS. 5
Blank Votes

4: CITY OF WAPATO
COUNCILMEMBER POS. 5
Writein Votes

7: CITY OF WAPATO
COUNCILMEMBER POS. 6
Blank Votes

10: CITY OF WAPATO
COUNCILMEMBER POS. 6
Writein Votes

2: CITY OF WAPATO
COUNCILMEMBER POS. 5
Over Votes

5:

8: CITY OF WAPATO
COUNCILMEMBER POS. 6
Over Votes

11:

3: CITY OF WAPATO
COUNCILMEMBER POS. 5
TONY GUZMAN NP

6:

9: CITY OF WAPATO
COUNCILMEMBER POS. 6
DICK HOEZE NP

12:

Precinct	Voters	Trnout	Pct	1	2	3	4	5	6	7	8	9	10	11	12
WAPATO 2501	1107	45	4.1	7	0	36	2								
ABSENTEE PRECINCT 2501	0	222	0.0	46	0	170	6								
==> Precinct Totals	1107	45	4.1	7	0	36	2								
==> Absentee Totals	0	222	0.0	46	0	170	6								
==> Total Votes	1107	267	24.1	53	0	206	8								

C O L U M N L E G E N D

1: CITY OF WAPATO
COUNCILMEMBER POS. 7
Blank Votes

4: CITY OF WAPATO
COUNCILMEMBER POS. 7
Writein Votes

7:

10:

2: CITY OF WAPATO
COUNCILMEMBER POS. 7
Over Votes

5:

8:

11:

3: CITY OF WAPATO
COUNCILMEMBER POS. 7
KEN C. FACIO NP

6:

9:

12:

R E C A P	Voters	Trnout	Pct	1	2	3	4	5	6	7	8	9	10	11	12
TURNOUT AT THE POLLS 13	0	0	0.0	0	0	0	0								
ABSENTEE LEG DIST 13	0	0	0.0	0	0	0	0								
VOTE BY MAIL LEG DIST 13	0	0	0.0	0	0	0	0								
TOTAL VOTES LEG DIST 13	0	0	0.0	0	0	0	0								
TURNOUT AT POLLS LEG 14	0	0	0.0	0	0	0	0								
ABSENTEE LEG DIST 14	0	0	0.0	0	0	0	0								
VOTE BY MAIL LEG DIST 14	0	0	0.0	0	0	0	0								
TOTAL VOTES LEG DIST 14	0	0	0.0	0	0	0	0								
TURNOUT AT POLLS LEG 15	1107	45	4.1	7	0	36	2								
ABSENTEE LEG DIST 15	0	222	0.0	46	0	170	6								
VOTE BY MAIL LEG DIST 15	0	0	0.0	0	0	0	0								
TOTAL VOTES LEG DIST 15	1107	267	24.1	53	0	206	8								
TOTAL VOTES AT THE POLLS	1107	45	4.1	7	0	36	2								
TOTAL ABSENTEE VOTES	0	222	0.0	46	0	170	6								
TOTAL VOTE BY MAIL VOTES	0	0	0.0	0	0	0	0								
TOTAL VOTES CAST	1107	267	24.1	53	0	206	8								

C O L U M N L E G E N D

1: CITY OF WAPATO
COUNCILMEMBER POS. 7
Blank Votes

4: CITY OF WAPATO
COUNCILMEMBER POS. 7
Writein Votes

7:

10:

2: CITY OF WAPATO
COUNCILMEMBER POS. 7
Over Votes

5:

8:

11:

3: CITY OF WAPATO
COUNCILMEMBER POS. 7
KEN C. FACIO NP

6:

9:

12:

Precinct	Voters	Trnout	Pct	1	2	3	4	5	6	7	8	9	10	11	12
YAKIMA 0101	706	46	6.5	3	0	23	20	0		3	0	28	15	0	
YAKIMA 0104	659	38	5.8	1	0	15	22	0		2	0	26	10	0	
YAKIMA 0110	1255	168	13.4	2	0	53	113	0		10	0	122	36	0	
YAKIMA 0111	1136	58	5.1	3	0	24	31	0		4	0	41	12	1	
YAKIMA 0116	183	28	15.3	2	0	7	19	0		3	0	12	13	0	
YAKIMA 0118	291	31	10.7	1	0	13	16	1		1	0	26	4	0	
YAKIMA 0120	857	36	4.2	0	0	13	23	0		0	0	18	18	0	
YAKIMA 0126	857	37	4.3	2	0	14	21	0		2	0	16	19	0	
YAKIMA 0127	800	49	6.1	1	0	21	26	1		2	0	35	11	1	
YAKIMA 0129	925	56	6.1	2	0	19	35	0		1	0	38	17	0	
YAKIMA 0131	1363	102	7.5	2	0	32	67	1		2	0	72	28	0	
YAKIMA 0133	1452	154	10.6	3	1	45	104	1		7	0	118	27	2	
YAKIMA 0134	1471	159	10.8	7	0	38	113	1		17	0	118	24	0	
YAKIMA 0138	2175	168	7.7	8	0	70	90	0		11	0	128	29	0	
YAKIMA 0142	1439	65	4.5	4	0	23	38	0		1	0	55	9	0	
YAKIMA 0154	1604	126	7.9	2	0	44	78	2		5	0	101	19	1	
YAKIMA 0155	1216	112	9.2	1	0	49	61	1		2	0	90	20	0	
YAKIMA 0156	939	73	7.8	1	0	28	43	1		0	0	62	11	0	
YAKIMA 0162	615	34	5.5	1	0	13	20	0		1	0	29	4	0	
YAKIMA 0163	1341	136	10.1	4	0	51	80	1		5	0	111	20	0	
YAKIMA 0165	19	7	36.8	0	0	1	6	0		0	0	7	0	0	
YAKIMA 0169	1708	199	11.7	6	0	76	117	0		12	0	158	29	0	
YAKIMA 0170	1657	142	8.6	1	0	46	95	0		3	0	114	24	1	
YAKIMA 0179	1826	179	9.8	3	0	63	113	0		9	0	147	23	0	
YAKIMA 0181	1040	101	9.7	0	0	45	56	0		4	0	86	11	0	
YAKIMA 0182	1631	132	8.1	4	0	34	92	2		5	0	106	21	0	
YAKIMA 0184	761	40	5.3	1	0	17	22	0		2	0	29	8	1	
YAKIMA 0186	1136	110	9.7	7	0	32	69	2		13	0	79	16	2	
ABSENTEE PRECINCT 0101	0	207	0.0	5	1	89	110	2		15	2	137	51	2	
ABSENTEE PRECINCT 0104	0	138	0.0	4	0	61	72	1		4	0	92	42	0	
ABSENTEE PRECINCT 0110	0	409	0.0	16	0	155	238	0		12	0	320	77	0	
ABSENTEE PRECINCT 0111	0	346	0.0	11	0	142	193	0		12	0	269	65	0	
ABSENTEE PRECINCT 0116	0	61	0.0	4	0	21	36	0		4	0	38	19	0	
ABSENTEE PRECINCT 0118	0	110	0.0	5	0	50	54	1		5	0	91	14	0	
ABSENTEE PRECINCT 0120	0	217	0.0	11	0	94	112	0		12	0	111	85	9	
ABSENTEE PRECINCT 0126	0	206	0.0	14	0	103	86	3		18	0	106	79	3	
ABSENTEE PRECINCT 0127	0	255	0.0	5	0	115	133	2		5	1	200	46	3	
ABSENTEE PRECINCT 0129	0	262	0.0	8	0	121	132	1		8	0	199	53	2	
ABSENTEE PRECINCT 0131	0	491	0.0	24	0	213	251	3		16	0	364	110	1	

C O L U M N L E G E N D

1: CITY OF YAKIMA
COUNCILMEMBER DIST. 1
Blank Votes

4: CITY OF YAKIMA
COUNCILMEMBER DIST. 1
NEIL McCLURE NP

7: CITY OF YAKIMA
COUNCILMEMBER DIST. 2
Blank Votes

10: CITY OF YAKIMA
COUNCILMEMBER DIST. 2
TONY WILLIAMS NP

2: CITY OF YAKIMA
COUNCILMEMBER DIST. 1
Over Votes

5: CITY OF YAKIMA
COUNCILMEMBER DIST. 1
Writein Votes

8: CITY OF YAKIMA
COUNCILMEMBER DIST. 2
Over Votes

11: CITY OF YAKIMA
COUNCILMEMBER DIST. 2
Writein Votes

3: CITY OF YAKIMA
COUNCILMEMBER DIST. 1
JOHN PUCCINELLI NP

6:
9: CITY OF YAKIMA
COUNCILMEMBER DIST. 2
DAVE EDLER NP

12:

Precinct	Voters	Trnout	Pct	1	2	3	4	5	6	7	8	9	10	11	12
ABSENTEE PRECINCT 0133	0	539	0.0	20	0	210	307	2		23	0	423	91	2	
ABSENTEE PRECINCT 0134	0	656	0.0	16	1	265	373	1		27	1	526	100	2	
ABSENTEE PRECINCT 0138	0	1036	0.0	48	1	466	521	0		61	1	838	134	2	
ABSENTEE PRECINCT 0142	0	546	0.0	17	0	258	271	0		16	0	456	74	0	
ABSENTEE PRECINCT 0154	0	660	0.0	24	1	247	386	2		40	0	519	101	0	
ABSENTEE PRECINCT 0155	0	509	0.0	14	2	232	256	5		7	0	424	76	2	
ABSENTEE PRECINCT 0156	0	306	0.0	8	1	128	169	0		8	0	244	53	1	
ABSENTEE PRECINCT 0162	0	242	0.0	6	1	113	120	2		7	0	190	43	2	
ABSENTEE PRECINCT 0163	0	747	0.0	15	0	289	443	0		34	0	632	81	0	
ABSENTEE PRECINCT 0165	0	4	0.0	0	0	1	3	0		0	0	4	0	0	
ABSENTEE PRECINCT 0169	0	805	0.0	15	0	338	451	1		27	0	703	74	1	
ABSENTEE PRECINCT 0170	0	719	0.0	16	1	315	382	5		27	0	589	102	1	
ABSENTEE PRECINCT 0179	0	827	0.0	28	0	377	418	4		49	0	684	93	1	
ABSENTEE PRECINCT 0181	0	474	0.0	15	0	179	279	1		24	0	402	48	0	
ABSENTEE PRECINCT 0182	0	682	0.0	19	2	309	351	1		38	0	571	73	0	
ABSENTEE PRECINCT 0184	0	283	0.0	14	1	142	124	2		21	0	197	64	1	
ABSENTEE PRECINCT 0186	0	452	0.0	17	0	172	262	1		25	0	370	54	3	
==> Precinct Totals	31062	2586	8.3	72	1	909	1590	14		127	0	1972	478	9	
==> Absentee Totals	0	12189	0.0	399	12	5205	6533	40		545	5	9699	1902	38	
==> Total Votes	31062	14775	47.6	471	13	6114	8123	54		672	5	11671	2380	47	

C O L U M N L E G E N D

1: CITY OF YAKIMA
COUNCILMEMBER DIST. 1
Blank Votes

4: CITY OF YAKIMA
COUNCILMEMBER DIST. 1
NEIL McCLURE NP

7: CITY OF YAKIMA
COUNCILMEMBER DIST. 2
Blank Votes

10: CITY OF YAKIMA
COUNCILMEMBER DIST. 2
TONY WILLIAMS NP

2: CITY OF YAKIMA
COUNCILMEMBER DIST. 1
Over Votes

5: CITY OF YAKIMA
COUNCILMEMBER DIST. 1
Writein Votes

8: CITY OF YAKIMA
COUNCILMEMBER DIST. 2
Over Votes

11: CITY OF YAKIMA
COUNCILMEMBER DIST. 2
Writein Votes

3: CITY OF YAKIMA
COUNCILMEMBER DIST. 1
JOHN PUCCINELLI NP

6:

9: CITY OF YAKIMA
COUNCILMEMBER DIST. 2
DAVE EDLER NP

12:

R E C A P	Voters	Trnout	Pct	1	2	3	4	5	6	7	8	9	10	11	12
TURNOUT AT THE POLLS 13	0	0	0.0	0	0	0	0	0		0	0	0	0	0	
ABSENTEE LEG DIST 13	0	0	0.0	0	0	0	0	0		0	0	0	0	0	
VOTE BY MAIL LEG DIST 13	0	0	0.0	0	0	0	0	0		0	0	0	0	0	
TOTAL VOTES LEG DIST 13	0	0	0.0	0	0	0	0	0		0	0	0	0	0	
TURNOUT AT POLLS LEG 14	30569	2520	8.2	69	1	888	1549	13		123	0	1927	461	9	
ABSENTEE LEG DIST 14	0	12189	0.0	399	12	5205	6533	40		545	5	9699	1902	38	
VOTE BY MAIL LEG DIST 14	493	66	13.4	3	0	21	41	1		4	0	45	17	0	
TOTAL VOTES LEG DIST 14	31062	14775	47.6	471	13	6114	8123	54		672	5	11671	2380	47	
TURNOUT AT POLLS LEG 15	0	0	0.0	0	0	0	0	0		0	0	0	0	0	
ABSENTEE LEG DIST 15	0	0	0.0	0	0	0	0	0		0	0	0	0	0	
VOTE BY MAIL LEG DIST 15	0	0	0.0	0	0	0	0	0		0	0	0	0	0	
TOTAL VOTES LEG DIST 15	0	0	0.0	0	0	0	0	0		0	0	0	0	0	
TOTAL VOTES AT THE POLLS	30569	2520	8.2	69	1	888	1549	13		123	0	1927	461	9	
TOTAL ABSENTEE VOTES	0	12189	0.0	399	12	5205	6533	40		545	5	9699	1902	38	
TOTAL VOTE BY MAIL VOTES	493	66	13.4	3	0	21	41	1		4	0	45	17	0	
TOTAL VOTES CAST	31062	14775	47.6	471	13	6114	8123	54		672	5	11671	2380	47	

C O L U M N L E G E N D

1: CITY OF YAKIMA
COUNCILMEMBER DIST. 1
Blank Votes

4: CITY OF YAKIMA
COUNCILMEMBER DIST. 1
NEIL McCLURE NP

7: CITY OF YAKIMA
COUNCILMEMBER DIST. 2
Blank Votes

10: CITY OF YAKIMA
COUNCILMEMBER DIST. 2
TONY WILLIAMS NP

2: CITY OF YAKIMA
COUNCILMEMBER DIST. 1
Over Votes

5: CITY OF YAKIMA
COUNCILMEMBER DIST. 1
Writein Votes

8: CITY OF YAKIMA
COUNCILMEMBER DIST. 2
Over Votes

11: CITY OF YAKIMA
COUNCILMEMBER DIST. 2
Writein Votes

3: CITY OF YAKIMA
COUNCILMEMBER DIST. 1
JOHN PUCCINELLI NP

6:

9: CITY OF YAKIMA
COUNCILMEMBER DIST. 2
DAVE EDLER NP

12:

Precinct	Voters	Trnout	Pct	1	2	3	4	5	6	7	8	9	10	11	12
YAKIMA 0101	706	46	6.5	3	0	25	17	1		5	0	22	19	0	
YAKIMA 0104	659	38	5.8	0	0	19	19	0		2	0	15	21	0	
YAKIMA 0110	1255	168	13.4	7	0	90	71	0		6	0	77	85	0	
YAKIMA 0111	1136	58	5.1	5	0	25	28	0		4	0	25	29	0	
YAKIMA 0116	183	28	15.3	2	0	8	18	0		3	0	9	16	0	
YAKIMA 0118	291	31	10.7	2	0	15	12	2		2	0	15	13	1	
YAKIMA 0120	857	36	4.2	0	0	18	18	0		3	0	10	22	1	
YAKIMA 0126	857	37	4.3	2	0	17	18	0		1	0	20	16	0	
YAKIMA 0127	800	49	6.1	2	0	25	21	1		3	0	25	20	1	
YAKIMA 0129	925	56	6.1	1	0	24	31	0		2	0	25	29	0	
YAKIMA 0131	1363	102	7.5	1	0	64	37	0		6	0	45	51	0	
YAKIMA 0133	1452	154	10.6	4	0	84	65	1		3	1	70	78	2	
YAKIMA 0134	1471	159	10.8	14	0	75	70	0		8	0	69	82	0	
YAKIMA 0138	2175	168	7.7	9	0	94	65	0		9	0	65	94	0	
YAKIMA 0142	1439	65	4.5	3	0	42	20	0		5	0	27	33	0	
YAKIMA 0154	1604	126	7.9	8	0	67	51	0		9	0	59	58	0	
YAKIMA 0155	1216	112	9.2	5	0	65	42	0		8	0	55	49	0	
YAKIMA 0156	939	73	7.8	1	0	44	28	0		1	0	31	40	1	
YAKIMA 0162	615	34	5.5	2	0	19	13	0		2	0	21	11	0	
YAKIMA 0163	1341	136	10.1	9	0	79	48	0		12	0	58	66	0	
YAKIMA 0165	19	7	36.8	0	0	4	3	0		0	0	4	3	0	
YAKIMA 0169	1708	199	11.7	10	0	106	83	0		18	0	101	80	0	
YAKIMA 0170	1657	142	8.6	8	0	74	60	0		10	0	68	64	0	
YAKIMA 0179	1826	179	9.8	12	0	102	64	1		10	1	85	83	0	
YAKIMA 0181	1040	101	9.7	2	0	52	46	1		6	0	52	42	1	
YAKIMA 0182	1631	132	8.1	11	0	68	53	0		13	0	73	46	0	
YAKIMA 0184	761	40	5.3	2	0	23	15	0		0	0	16	23	1	
YAKIMA 0186	1136	110	9.7	12	0	54	42	2		13	0	41	55	1	
ABSENTEE PRECINCT 0101	0	207	0.0	5	1	112	89	0		14	2	98	93	0	
ABSENTEE PRECINCT 0104	0	138	0.0	5	0	74	58	1		7	0	69	62	0	
ABSENTEE PRECINCT 0110	0	409	0.0	15	0	182	212	0		19	0	202	188	0	
ABSENTEE PRECINCT 0111	0	346	0.0	20	0	155	171	0		10	0	166	170	0	
ABSENTEE PRECINCT 0116	0	61	0.0	4	0	31	26	0		1	0	24	36	0	
ABSENTEE PRECINCT 0118	0	110	0.0	5	0	62	43	0		7	0	39	64	0	
ABSENTEE PRECINCT 0120	0	217	0.0	6	0	109	102	0		11	0	112	91	3	
ABSENTEE PRECINCT 0126	0	206	0.0	4	0	103	97	2		12	0	76	115	3	
ABSENTEE PRECINCT 0127	0	255	0.0	6	0	127	119	3		7	0	123	122	3	
ABSENTEE PRECINCT 0129	0	262	0.0	10	0	152	99	1		12	0	104	144	2	
ABSENTEE PRECINCT 0131	0	491	0.0	18	1	253	218	1		33	0	246	210	2	

C O L U M N L E G E N D

1: CITY OF YAKIMA
COUNCILMEMBER DIST. 3
Blank Votes

4: CITY OF YAKIMA
COUNCILMEMBER DIST. 3
MAUD SCOTT NP

7: CITY OF YAKIMA
COUNCILMEMBER DIST. 4
Blank Votes

10: CITY OF YAKIMA
COUNCILMEMBER DIST. 4
ROCKEY MARSHALL NP

2: CITY OF YAKIMA
COUNCILMEMBER DIST. 3
Over Votes

5: CITY OF YAKIMA
COUNCILMEMBER DIST. 3
Writein Votes

8: CITY OF YAKIMA
COUNCILMEMBER DIST. 4
Over Votes

11: CITY OF YAKIMA
COUNCILMEMBER DIST. 4
Writein Votes

3: CITY OF YAKIMA
COUNCILMEMBER DIST. 3
RONALD J. BONLENDER NP

6:
9: CITY OF YAKIMA
COUNCILMEMBER DIST. 4
SUSAN J. WHITMAN NP

12:

Precinct	Voters	Trnout	Pct	1	2	3	4	5	6	7	8	9	10	11	12
ABSENTEE PRECINCT 0133	0	539	0.0	30	1	267	239	2		21	0	286	229	3	
ABSENTEE PRECINCT 0134	0	656	0.0	32	1	338	283	2		32	0	332	291	1	
ABSENTEE PRECINCT 0138	0	1036	0.0	66	1	513	455	1		63	3	484	482	4	
ABSENTEE PRECINCT 0142	0	546	0.0	32	0	267	243	4		44	0	237	264	1	
ABSENTEE PRECINCT 0154	0	660	0.0	49	2	339	270	0		53	1	330	276	0	
ABSENTEE PRECINCT 0155	0	509	0.0	21	0	285	199	4		28	0	254	224	3	
ABSENTEE PRECINCT 0156	0	306	0.0	16	0	174	116	0		20	0	132	154	0	
ABSENTEE PRECINCT 0162	0	242	0.0	4	0	145	92	1		12	1	121	104	4	
ABSENTEE PRECINCT 0163	0	747	0.0	52	0	391	302	2		67	0	358	321	1	
ABSENTEE PRECINCT 0165	0	4	0.0	0	0	2	2	0		1	0	3	0	0	
ABSENTEE PRECINCT 0169	0	805	0.0	36	0	377	388	4		58	0	452	292	3	
ABSENTEE PRECINCT 0170	0	719	0.0	35	0	383	299	2		44	0	339	336	0	
ABSENTEE PRECINCT 0179	0	827	0.0	63	1	431	327	5		75	0	425	322	5	
ABSENTEE PRECINCT 0181	0	474	0.0	35	0	248	191	0		29	0	265	179	1	
ABSENTEE PRECINCT 0182	0	682	0.0	39	1	349	292	1		50	0	378	253	1	
ABSENTEE PRECINCT 0184	0	283	0.0	22	0	145	114	2		10	0	110	162	1	
ABSENTEE PRECINCT 0186	0	452	0.0	22	0	229	199	2		30	0	230	190	2	
==> Precinct Totals	31062	2586	8.3	137	0	1382	1058	9		164	2	1183	1228	9	
==> Absentee Totals	0	12189	0.0	652	9	6243	5245	40		770	7	5995	5374	43	
==> Total Votes	31062	14775	47.6	789	9	7625	6303	49		934	9	7178	6602	52	

C O L U M N L E G E N D

1: CITY OF YAKIMA
COUNCILMEMBER DIST. 3
Blank Votes

4: CITY OF YAKIMA
COUNCILMEMBER DIST. 3
MAUD SCOTT NP

7: CITY OF YAKIMA
COUNCILMEMBER DIST. 4
Blank Votes

10: CITY OF YAKIMA
COUNCILMEMBER DIST. 4
ROCKEY MARSHALL NP

2: CITY OF YAKIMA
COUNCILMEMBER DIST. 3
Over Votes

5: CITY OF YAKIMA
COUNCILMEMBER DIST. 3
Writein Votes

8: CITY OF YAKIMA
COUNCILMEMBER DIST. 4
Over Votes

11: CITY OF YAKIMA
COUNCILMEMBER DIST. 4
Writein Votes

3: CITY OF YAKIMA
COUNCILMEMBER DIST. 3
RONALD J. BONLENDER NP

6:

9: CITY OF YAKIMA
COUNCILMEMBER DIST. 4
SUSAN J. WHITMAN NP

12:

R E C A P	Voters	Trnout	Pct	1	2	3	4	5	6	7	8	9	10	11	12
TURNOUT AT THE POLLS 13	0	0	0.0	0	0	0	0	0		0	0	0	0	0	
ABSENTEE LEG DIST 13	0	0	0.0	0	0	0	0	0		0	0	0	0	0	
VOTE BY MAIL LEG DIST 13	0	0	0.0	0	0	0	0	0		0	0	0	0	0	
TOTAL VOTES LEG DIST 13	0	0	0.0	0	0	0	0	0		0	0	0	0	0	
TURNOUT AT POLLS LEG 14	30569	2520	8.2	133	0	1355	1025	7		159	2	1155	1196	8	
ABSENTEE LEG DIST 14	0	12189	0.0	652	9	6243	5245	40		770	7	5995	5374	43	
VOTE BY MAIL LEG DIST 14	493	66	13.4	4	0	27	33	2		5	0	28	32	1	
TOTAL VOTES LEG DIST 14	31062	14775	47.6	789	9	7625	6303	49		934	9	7178	6602	52	
TURNOUT AT POLLS LEG 15	0	0	0.0	0	0	0	0	0		0	0	0	0	0	
ABSENTEE LEG DIST 15	0	0	0.0	0	0	0	0	0		0	0	0	0	0	
VOTE BY MAIL LEG DIST 15	0	0	0.0	0	0	0	0	0		0	0	0	0	0	
TOTAL VOTES LEG DIST 15	0	0	0.0	0	0	0	0	0		0	0	0	0	0	
TOTAL VOTES AT THE POLLS	30569	2520	8.2	133	0	1355	1025	7		159	2	1155	1196	8	
TOTAL ABSENTEE VOTES	0	12189	0.0	652	9	6243	5245	40		770	7	5995	5374	43	
TOTAL VOTE BY MAIL VOTES	493	66	13.4	4	0	27	33	2		5	0	28	32	1	
TOTAL VOTES CAST	31062	14775	47.6	789	9	7625	6303	49		934	9	7178	6602	52	

C O L U M N L E G E N D

1: CITY OF YAKIMA
COUNCILMEMBER DIST. 3
Blank Votes

4: CITY OF YAKIMA
COUNCILMEMBER DIST. 3
MAUD SCOTT NP

7: CITY OF YAKIMA
COUNCILMEMBER DIST. 4
Blank Votes

10: CITY OF YAKIMA
COUNCILMEMBER DIST. 4
ROCKEY MARSHALL NP

2: CITY OF YAKIMA
COUNCILMEMBER DIST. 3
Over Votes

5: CITY OF YAKIMA
COUNCILMEMBER DIST. 3
Writein Votes

8: CITY OF YAKIMA
COUNCILMEMBER DIST. 4
Over Votes

11: CITY OF YAKIMA
COUNCILMEMBER DIST. 4
Writein Votes

3: CITY OF YAKIMA
COUNCILMEMBER DIST. 3
RONALD J. BONLENDER NP

6:

9: CITY OF YAKIMA
COUNCILMEMBER DIST. 4
SUSAN J. WHITMAN NP

12:

Precinct	Voters	Trnout	Pct	1	2	3	4	5	6	7	8	9	10	11	12
ZILLAH 2701	1142	262	22.9	33	0	219	10			43	0	207	12		
ABSENTEE PRECINCT 2701	0	424	0.0	76	0	336	12			83	1	320	20		
==> Precinct Totals	1142	262	22.9	33	0	219	10			43	0	207	12		
==> Absentee Totals	0	424	0.0	76	0	336	12			83	1	320	20		
==> Total Votes	1142	686	60.1	109	0	555	22			126	1	527	32		

C O L U M N L E G E N D

1: CITY OF ZILLAH
COUNCILMEMBER POS. 1
Blank Votes

4: CITY OF ZILLAH
COUNCILMEMBER POS. 1
Writein Votes

7: CITY OF ZILLAH
COUNCILMEMBER POS. 3
Blank Votes

10: CITY OF ZILLAH
COUNCILMEMBER POS. 3
Writein Votes

2: CITY OF ZILLAH
COUNCILMEMBER POS. 1
Over Votes

5:

8: CITY OF ZILLAH
COUNCILMEMBER POS. 3
Over Votes

11:

3: CITY OF ZILLAH
COUNCILMEMBER POS. 1
BOB GALLAGHER NP

6:

9: CITY OF ZILLAH
COUNCILMEMBER POS. 3
GARY V. CLARK NP

12:

R E C A P	Voters	Trnout	Pct	1	2	3	4	5	6	7	8	9	10	11	12
TURNOUT AT THE POLLS 13	0	0	0.0	0	0	0	0			0	0	0	0		
ABSENTEE LEG DIST 13	0	0	0.0	0	0	0	0			0	0	0	0		
VOTE BY MAIL LEG DIST 13	0	0	0.0	0	0	0	0			0	0	0	0		
TOTAL VOTES LEG DIST 13	0	0	0.0	0	0	0	0			0	0	0	0		
TURNOUT AT POLLS LEG 14	0	0	0.0	0	0	0	0			0	0	0	0		
ABSENTEE LEG DIST 14	0	0	0.0	0	0	0	0			0	0	0	0		
VOTE BY MAIL LEG DIST 14	0	0	0.0	0	0	0	0			0	0	0	0		
TOTAL VOTES LEG DIST 14	0	0	0.0	0	0	0	0			0	0	0	0		
TURNOUT AT POLLS LEG 15	1142	262	22.9	33	0	219	10			43	0	207	12		
ABSENTEE LEG DIST 15	0	424	0.0	76	0	336	12			83	1	320	20		
VOTE BY MAIL LEG DIST 15	0	0	0.0	0	0	0	0			0	0	0	0		
TOTAL VOTES LEG DIST 15	1142	686	60.1	109	0	555	22			126	1	527	32		
TOTAL VOTES AT THE POLLS	1142	262	22.9	33	0	219	10			43	0	207	12		
TOTAL ABSENTEE VOTES	0	424	0.0	76	0	336	12			83	1	320	20		
TOTAL VOTE BY MAIL VOTES	0	0	0.0	0	0	0	0			0	0	0	0		
TOTAL VOTES CAST	1142	686	60.1	109	0	555	22			126	1	527	32		

C O L U M N L E G E N D

1: CITY OF ZILLAH
COUNCILMEMBER POS. 1
Blank Votes

4: CITY OF ZILLAH
COUNCILMEMBER POS. 1
Writein Votes

7: CITY OF ZILLAH
COUNCILMEMBER POS. 3
Blank Votes

10: CITY OF ZILLAH
COUNCILMEMBER POS. 3
Writein Votes

2: CITY OF ZILLAH
COUNCILMEMBER POS. 1
Over Votes

5:

8: CITY OF ZILLAH
COUNCILMEMBER POS. 3
Over Votes

11:

3: CITY OF ZILLAH
COUNCILMEMBER POS. 1
BOB GALLAGHER NP

6:

9: CITY OF ZILLAH
COUNCILMEMBER POS. 3
GARY V. CLARK NP

12:

Precinct	Voters	Trnout	Pct	1	2	3	4	5	6	7	8	9	10	11	12
ZILLAH 2701	1142	262	22.9	14	1	121	122	4		13	0	71	176	2	
ABSENTEE PRECINCT 2701	0	424	0.0	18	0	185	217	4		20	1	164	238	1	
==> Precinct Totals	1142	262	22.9	14	1	121	122	4		13	0	71	176	2	
==> Absentee Totals	0	424	0.0	18	0	185	217	4		20	1	164	238	1	
==> Total Votes	1142	686	60.1	32	1	306	339	8		33	1	235	414	3	

C O L U M N L E G E N D

1: CITY OF ZILLAH
COUNCILMEMBER POS. 4
Blank Votes

4: CITY OF ZILLAH
COUNCILMEMBER POS. 4
CURTIS W. WALKER NP

7: CITY OF ZILLAH
COUNCILMEMBER POS. 5
Blank Votes

10: CITY OF ZILLAH
COUNCILMEMBER POS. 5
KEVIN W. RUSSELL NP

2: CITY OF ZILLAH
COUNCILMEMBER POS. 4
Over Votes

5: CITY OF ZILLAH
COUNCILMEMBER POS. 4
Writein Votes

8: CITY OF ZILLAH
COUNCILMEMBER POS. 5
Over Votes

11: CITY OF ZILLAH
COUNCILMEMBER POS. 5
Writein Votes

3: CITY OF ZILLAH
COUNCILMEMBER POS. 4
CHAD CROSSLEY NP

6:

9: CITY OF ZILLAH
COUNCILMEMBER POS. 5
DALE L. SPURLOCK NP

12:

R E C A P	Voters	Trnout	Pct	1	2	3	4	5	6	7	8	9	10	11	12
TURNOUT AT THE POLLS 13	0	0	0.0	0	0	0	0	0		0	0	0	0	0	
ABSENTEE LEG DIST 13	0	0	0.0	0	0	0	0	0		0	0	0	0	0	
VOTE BY MAIL LEG DIST 13	0	0	0.0	0	0	0	0	0		0	0	0	0	0	
TOTAL VOTES LEG DIST 13	0	0	0.0	0	0	0	0	0		0	0	0	0	0	
TURNOUT AT POLLS LEG 14	0	0	0.0	0	0	0	0	0		0	0	0	0	0	
ABSENTEE LEG DIST 14	0	0	0.0	0	0	0	0	0		0	0	0	0	0	
VOTE BY MAIL LEG DIST 14	0	0	0.0	0	0	0	0	0		0	0	0	0	0	
TOTAL VOTES LEG DIST 14	0	0	0.0	0	0	0	0	0		0	0	0	0	0	
TURNOUT AT POLLS LEG 15	1142	262	22.9	14	1	121	122	4		13	0	71	176	2	
ABSENTEE LEG DIST 15	0	424	0.0	18	0	185	217	4		20	1	164	238	1	
VOTE BY MAIL LEG DIST 15	0	0	0.0	0	0	0	0	0		0	0	0	0	0	
TOTAL VOTES LEG DIST 15	1142	686	60.1	32	1	306	339	8		33	1	235	414	3	
TOTAL VOTES AT THE POLLS	1142	262	22.9	14	1	121	122	4		13	0	71	176	2	
TOTAL ABSENTEE VOTES	0	424	0.0	18	0	185	217	4		20	1	164	238	1	
TOTAL VOTE BY MAIL VOTES	0	0	0.0	0	0	0	0	0		0	0	0	0	0	
TOTAL VOTES CAST	1142	686	60.1	32	1	306	339	8		33	1	235	414	3	

C O L U M N L E G E N D

1: CITY OF ZILLAH
COUNCILMEMBER POS. 4
Blank Votes

4: CITY OF ZILLAH
COUNCILMEMBER POS. 4
CURTIS W. WALKER NP

7: CITY OF ZILLAH
COUNCILMEMBER POS. 5
Blank Votes

10: CITY OF ZILLAH
COUNCILMEMBER POS. 5
KEVIN W. RUSSELL NP

2: CITY OF ZILLAH
COUNCILMEMBER POS. 4
Over Votes

5: CITY OF ZILLAH
COUNCILMEMBER POS. 4
Writein Votes

8: CITY OF ZILLAH
COUNCILMEMBER POS. 5
Over Votes

11: CITY OF ZILLAH
COUNCILMEMBER POS. 5
Writein Votes

3: CITY OF ZILLAH
COUNCILMEMBER POS. 4
CHAD CROSSLEY NP

6:

9: CITY OF ZILLAH
COUNCILMEMBER POS. 5
DALE L. SPURLOCK NP

12:

Precinct	Voters	Trnout	Pct	1	2	3	4	5	6	7	8	9	10	11	12
UNION GAP 2301	576	83	14.4	5	0	45	31	2		14	0	66	3		
UNION GAP 2303	581	85	14.6	4	0	44	36	1		12	0	72	1		
UNION GAP 2306	80	0	0.0	0	0	0	0	0		0	0	0	0		
FAIRVIEW 3502	0	0	0.0	0	0	0	0	0		0	0	0	0		
FULLBRIGHT 3503	68	26	38.2	1	0	16	9	0		9	0	17	0		
PARKER HGTS 4401	0	0	0.0	0	0	0	0	0		0	0	0	0		
ABSENTEE PRECINCT 2301	0	162	0.0	16	0	91	55	0		28	0	128	6		
ABSENTEE PRECINCT 2303	0	213	0.0	28	0	106	77	2		43	0	165	5		
ABSENTEE PRECINCT 2306	0	23	0.0	1	0	15	7	0		7	0	15	1		
ABSENTEE PRECINCT 3503	0	10	0.0	1	0	5	4	0		4	0	6	0		
ABSENTEE PRECINCT 4401	0	0	0.0	0	0	0	0	0		0	0	0	0		
==> Precinct Totals	1305	194	14.9	10	0	105	76	3		35	0	155	4		
==> Absentee Totals	0	408	0.0	46	0	217	143	2		82	0	314	12		
==> Total Votes	1305	602	46.1	56	0	322	219	5		117	0	469	16		

C O L U M N L E G E N D

1: UNION GAP SCHOOL DIST. SCHOOL DIRECTOR DIST. 1 Blank Votes	4: UNION GAP SCHOOL DIST. SCHOOL DIRECTOR DIST. 1 DON MITTLIEDER NP	7: UNION GAP SCHOOL DIST. SCHOOL DIRECTOR DIST. 2 Blank Votes	10: UNION GAP SCHOOL DIST. SCHOOL DIRECTOR DIST. 2 Writein Votes
2: UNION GAP SCHOOL DIST. SCHOOL DIRECTOR DIST. 1 Over Votes	5: UNION GAP SCHOOL DIST. SCHOOL DIRECTOR DIST. 1 Writein Votes	8: UNION GAP SCHOOL DIST. SCHOOL DIRECTOR DIST. 2 Over Votes	11:
3: UNION GAP SCHOOL DIST. SCHOOL DIRECTOR DIST. 1 LOUISE A. SISK NP	6:	9: UNION GAP SCHOOL DIST. SCHOOL DIRECTOR DIST. 2 RANDY L. SPERLE, SR. NP	12:

R E C A P	Voters	Trnout	Pct	1	2	3	4	5	6	7	8	9	10	11	12
TURNOUT AT THE POLLS 13	0	0	0.0	0	0	0	0	0		0	0	0	0		
ABSENTEE LEG DIST 13	0	0	0.0	0	0	0	0	0		0	0	0	0		
VOTE BY MAIL LEG DIST 13	0	0	0.0	0	0	0	0	0		0	0	0	0		
TOTAL VOTES LEG DIST 13	0	0	0.0	0	0	0	0	0		0	0	0	0		
TURNOUT AT POLLS LEG 14	1237	168	13.6	9	0	89	67	3		26	0	138	4		
ABSENTEE LEG DIST 14	0	398	0.0	45	0	212	139	2		78	0	308	12		
VOTE BY MAIL LEG DIST 14	0	0	0.0	0	0	0	0	0		0	0	0	0		
TOTAL VOTES LEG DIST 14	1237	566	45.8	54	0	301	206	5		104	0	446	16		
TURNOUT AT POLLS LEG 15	0	0	0.0	0	0	0	0	0		0	0	0	0		
ABSENTEE LEG DIST 15	0	10	0.0	1	0	5	4	0		4	0	6	0		
VOTE BY MAIL LEG DIST 15	68	26	38.2	1	0	16	9	0		9	0	17	0		
TOTAL VOTES LEG DIST 15	68	36	52.9	2	0	21	13	0		13	0	23	0		
TOTAL VOTES AT THE POLLS	1237	168	13.6	9	0	89	67	3		26	0	138	4		
TOTAL ABSENTEE VOTES	0	408	0.0	46	0	217	143	2		82	0	314	12		
TOTAL VOTE BY MAIL VOTES	68	26	38.2	1	0	16	9	0		9	0	17	0		
TOTAL VOTES CAST	1305	602	46.1	56	0	322	219	5		117	0	469	16		

C O L U M N L E G E N D

1: UNION GAP SCHOOL DIST. SCHOOL DIRECTOR DIST. 1 Blank Votes	4: UNION GAP SCHOOL DIST. SCHOOL DIRECTOR DIST. 1 DON MITTLIEDER NP	7: UNION GAP SCHOOL DIST. SCHOOL DIRECTOR DIST. 2 Blank Votes	10: UNION GAP SCHOOL DIST. SCHOOL DIRECTOR DIST. 2 Writein Votes
2: UNION GAP SCHOOL DIST. SCHOOL DIRECTOR DIST. 1 Over Votes	5: UNION GAP SCHOOL DIST. SCHOOL DIRECTOR DIST. 1 Writein Votes	8: UNION GAP SCHOOL DIST. SCHOOL DIRECTOR DIST. 2 Over Votes	11:
3: UNION GAP SCHOOL DIST. SCHOOL DIRECTOR DIST. 1 LOUISE A. SISK NP	6:	9: UNION GAP SCHOOL DIST. SCHOOL DIRECTOR DIST. 2 RANDY L. SPERLE, SR. NP	12:

Precinct	Voters	Trnout	Pct	1	2	3	4	5	6	7	8	9	10	11	12
UNION GAP 2301	576	83	14.4	10	0	70	3								
UNION GAP 2303	581	85	14.6	8	0	76	1								
UNION GAP 2306	80	0	0.0	0	0	0	0								
FAIRVIEW 3502	0	0	0.0	0	0	0	0								
FULLBRIGHT 3503	68	26	38.2	6	0	20	0								
PARKER HGTS 4401	0	0	0.0	0	0	0	0								
ABSENTEE PRECINCT 2301	0	162	0.0	26	0	130	6								
ABSENTEE PRECINCT 2303	0	213	0.0	35	0	177	1								
ABSENTEE PRECINCT 2306	0	23	0.0	7	0	16	0								
ABSENTEE PRECINCT 3503	0	10	0.0	0	0	10	0								
ABSENTEE PRECINCT 4401	0	0	0.0	0	0	0	0								
==> Precinct Totals	1305	194	14.9	24	0	166	4								
==> Absentee Totals	0	408	0.0	68	0	333	7								
==> Total Votes	1305	602	46.1	92	0	499	11								

C O L U M N L E G E N D

1: UNION GAP SCHOOL DIST.
SCHOOL DIRECTOR POS. 2
Blank Votes

4: UNION GAP SCHOOL DIST.
SCHOOL DIRECTOR POS. 2
Writein Votes

7:

10:

2: UNION GAP SCHOOL DIST.
SCHOOL DIRECTOR POS. 2
Over Votes

5:

8:

11:

3: UNION GAP SCHOOL DIST.
SCHOOL DIRECTOR POS. 2
CARRIE GREENOUGH NP

6:

9:

12:

R E C A P	Voters	Trnout	Pct	1	2	3	4	5	6	7	8	9	10	11	12
TURNOUT AT THE POLLS 13	0	0	0.0	0	0	0	0								
ABSENTEE LEG DIST 13	0	0	0.0	0	0	0	0								
VOTE BY MAIL LEG DIST 13	0	0	0.0	0	0	0	0								
TOTAL VOTES LEG DIST 13	0	0	0.0	0	0	0	0								
TURNOUT AT POLLS LEG 14	1237	168	13.6	18	0	146	4								
ABSENTEE LEG DIST 14	0	398	0.0	68	0	323	7								
VOTE BY MAIL LEG DIST 14	0	0	0.0	0	0	0	0								
TOTAL VOTES LEG DIST 14	1237	566	45.8	86	0	469	11								
TURNOUT AT POLLS LEG 15	0	0	0.0	0	0	0	0								
ABSENTEE LEG DIST 15	0	10	0.0	0	0	10	0								
VOTE BY MAIL LEG DIST 15	68	26	38.2	6	0	20	0								
TOTAL VOTES LEG DIST 15	68	36	52.9	6	0	30	0								
TOTAL VOTES AT THE POLLS	1237	168	13.6	18	0	146	4								
TOTAL ABSENTEE VOTES	0	408	0.0	68	0	333	7								
TOTAL VOTE BY MAIL VOTES	68	26	38.2	6	0	20	0								
TOTAL VOTES CAST	1305	602	46.1	92	0	499	11								

C O L U M N L E G E N D

1: UNION GAP SCHOOL DIST.
SCHOOL DIRECTOR POS. 2
Blank Votes

4: UNION GAP SCHOOL DIST.
SCHOOL DIRECTOR POS. 2
Writein Votes

7:

10:

2: UNION GAP SCHOOL DIST.
SCHOOL DIRECTOR POS. 2
Over Votes

5:

8:

11:

3: UNION GAP SCHOOL DIST.
SCHOOL DIRECTOR POS. 2
CARRIE GREENOUGH NP

6:

9:

12:

Precinct	Voters	Trnout	Pct	1	2	3	4	5	6	7	8	9	10	11	12
YAKIMA 0165	19	7	36.8	2	0	5	0			2	0	5	0		
NACHES 1301	366	35	9.6	4	0	31	0			1	0	34	0		
CLIFFDELL 3204	102	40	39.2	5	0	35	0			6	0	32	2		
COWICHE CANYON 3208	130	40	30.8	13	0	27	0			13	0	27	0		
E NACHES 3305	631	38	6.0	10	0	27	1			8	0	29	1		
E TIETON 3308	0	0	0.0	0	0	0	0			0	0	0	0		
ESCHBACH 3313	186	21	11.3	6	0	15	0			6	0	15	0		
GLEED 3602	1121	72	6.4	9	0	62	1			11	0	59	2		
LOWER NACHES 3904	184	59	32.1	13	0	46	0			12	0	47	0		
NILE 4102	630	43	6.8	9	0	33	1			7	0	32	4		
N GLEED 4111	1019	95	9.3	16	0	75	4			18	0	71	6		
N WENAS 4115	291	80	27.5	22	0	56	2			18	0	62	0		
RIMROCK 4503	84	18	21.4	8	0	9	1			9	0	8	1		
S WENAS 4625	2	0	0.0	0	0	0	0			0	0	0	0		
S NACHES HGTS 4627	3	2	66.7	0	0	2	0			0	0	2	0		
ABSENTEE PRECINCT 0165	0	4	0.0	2	0	2	0			2	0	2	0		
ABSENTEE PRECINCT 1301	0	126	0.0	28	0	98	0			26	0	98	2		
ABSENTEE PRECINCT 3204	0	20	0.0	6	0	14	0			6	0	13	1		
ABSENTEE PRECINCT 3208	0	21	0.0	5	0	16	0			5	0	16	0		
ABSENTEE PRECINCT 3305	0	214	0.0	59	0	152	3			60	0	146	8		
ABSENTEE PRECINCT 3308	0	0	0.0	0	0	0	0			0	0	0	0		
ABSENTEE PRECINCT 3313	0	76	0.0	12	0	64	0			21	0	55	0		
ABSENTEE PRECINCT 3602	0	398	0.0	100	0	293	5			96	1	290	11		
ABSENTEE PRECINCT 3904	0	38	0.0	13	0	24	1			10	0	28	0		
ABSENTEE PRECINCT 4102	0	228	0.0	54	1	167	6			51	0	165	12		
ABSENTEE PRECINCT 4111	0	294	0.0	59	0	227	8			65	1	217	11		
ABSENTEE PRECINCT 4115	0	76	0.0	20	0	54	2			10	2	62	2		
ABSENTEE PRECINCT 4503	0	14	0.0	4	0	10	0			3	0	11	0		
ABSENTEE PRECINCT 4627	0	0	0.0	0	0	0	0			0	0	0	0		
==> Precinct Totals	4768	550	11.5	117	0	423	10			111	0	423	16		
==> Absentee Totals	0	1509	0.0	362	1	1121	25			355	4	1103	47		
==> Total Votes	4768	2059	43.2	479	1	1544	35			466	4	1526	63		

C O L U M N L E G E N D

1: NACHES VALLEY SCHL DIST.
SCHOOL DIRECTOR DIST. 1
Blank Votes

4: NACHES VALLEY SCHL DIST.
SCHOOL DIRECTOR DIST. 1
Writein Votes

7: NACHES VALLEY SCHL DIST.
SCHOOL DIRECTOR DIST. 4
Blank Votes

10: NACHES VALLEY SCHL DIST.
SCHOOL DIRECTOR DIST. 4
Writein Votes

2: NACHES VALLEY SCHL DIST.
SCHOOL DIRECTOR DIST. 1
Over Votes

5:

8: NACHES VALLEY SCHL DIST.
SCHOOL DIRECTOR DIST. 4
Over Votes

11:

3: NACHES VALLEY SCHL DIST.
SCHOOL DIRECTOR DIST. 1
DON FLYCKT NP

6:

9: NACHES VALLEY SCHL DIST.
SCHOOL DIRECTOR DIST. 4
GEORGE D. PICKARD NP

12:

R E C A P	Voters	Trnout	Pct	1	2	3	4	5	6	7	8	9	10	11	12
TURNOUT AT THE POLLS 13	0	0	0.0	0	0	0	0			0	0	0	0		
ABSENTEE LEG DIST 13	0	152	0.0	32	0	118	2			31	2	117	2		
VOTE BY MAIL LEG DIST 13	479	101	21.1	28	0	71	2			24	0	77	0		
TOTAL VOTES LEG DIST 13	479	253	52.8	60	0	189	4			55	2	194	2		
TURNOUT AT POLLS LEG 14	3767	283	7.5	48	0	228	7			45	0	225	13		
ABSENTEE LEG DIST 14	0	1357	0.0	330	1	1003	23			324	2	986	45		
VOTE BY MAIL LEG DIST 14	522	166	31.8	41	0	124	1			42	0	121	3		
TOTAL VOTES LEG DIST 14	4289	1806	42.1	419	1	1355	31			411	2	1332	61		
TURNOUT AT POLLS LEG 15	0	0	0.0	0	0	0	0			0	0	0	0		
ABSENTEE LEG DIST 15	0	0	0.0	0	0	0	0			0	0	0	0		
VOTE BY MAIL LEG DIST 15	0	0	0.0	0	0	0	0			0	0	0	0		
TOTAL VOTES LEG DIST 15	0	0	0.0	0	0	0	0			0	0	0	0		
TOTAL VOTES AT THE POLLS	3767	283	7.5	48	0	228	7			45	0	225	13		
TOTAL ABSENTEE VOTES	0	1509	0.0	362	1	1121	25			355	4	1103	47		
TOTAL VOTE BY MAIL VOTES	1001	267	26.7	69	0	195	3			66	0	198	3		
TOTAL VOTES CAST	4768	2059	43.2	479	1	1544	35			466	4	1526	63		

C O L U M N L E G E N D

1: NACHES VALLEY SCHL DIST. SCHOOL DIRECTOR DIST. 1 Blank Votes	4: NACHES VALLEY SCHL DIST. SCHOOL DIRECTOR DIST. 1 Writein Votes	7: NACHES VALLEY SCHL DIST. SCHOOL DIRECTOR DIST. 4 Blank Votes	10: NACHES VALLEY SCHL DIST. SCHOOL DIRECTOR DIST. 4 Writein Votes
2: NACHES VALLEY SCHL DIST. SCHOOL DIRECTOR DIST. 1 Over Votes	5:	8: NACHES VALLEY SCHL DIST. SCHOOL DIRECTOR DIST. 4 Over Votes	11:
3: NACHES VALLEY SCHL DIST. SCHOOL DIRECTOR DIST. 1 DON FLYCKT NP	6:	9: NACHES VALLEY SCHL DIST. SCHOOL DIRECTOR DIST. 4 GEORGE D. PICKARD NP	12:

Precinct	Voters	Trnout	Pct	1	2	3	4	5	6	7	8	9	10	11	12
YAKIMA 0165	19	7	36.8	2	0	5	0								
NACHES 1301	366	35	9.6	4	0	29	2								
CLIFFDELL 3204	102	40	39.2	4	0	35	1								
COWICHE CANYON 3208	130	40	30.8	11	0	29	0								
E NACHES 3305	631	38	6.0	10	0	25	3								
E TIETON 3308	0	0	0.0	0	0	0	0								
ESCHBACH 3313	186	21	11.3	6	0	15	0								
GLEED 3602	1121	72	6.4	11	0	57	4								
LOWER NACHES 3904	184	59	32.1	10	0	49	0								
NILE 4102	630	43	6.8	7	0	31	5								
N GLEED 4111	1019	95	9.3	16	0	74	5								
N WENAS 4115	291	80	27.5	21	0	58	1								
RIMROCK 4503	84	18	21.4	7	0	10	1								
S WENAS 4625	2	0	0.0	0	0	0	0								
S NACHES HGTS 4627	3	2	66.7	0	0	2	0								
ABSENTEE PRECINCT 0165	0	4	0.0	2	0	2	0								
ABSENTEE PRECINCT 1301	0	126	0.0	23	1	97	5								
ABSENTEE PRECINCT 3204	0	20	0.0	7	0	13	0								
ABSENTEE PRECINCT 3208	0	21	0.0	5	0	16	0								
ABSENTEE PRECINCT 3305	0	214	0.0	57	0	147	10								
ABSENTEE PRECINCT 3308	0	0	0.0	0	0	0	0								
ABSENTEE PRECINCT 3313	0	76	0.0	16	0	60	0								
ABSENTEE PRECINCT 3602	0	398	0.0	94	0	299	5								
ABSENTEE PRECINCT 3904	0	38	0.0	11	0	27	0								
ABSENTEE PRECINCT 4102	0	228	0.0	49	0	169	10								
ABSENTEE PRECINCT 4111	0	294	0.0	58	0	229	7								
ABSENTEE PRECINCT 4115	0	76	0.0	11	2	61	2								
ABSENTEE PRECINCT 4503	0	14	0.0	3	0	11	0								
ABSENTEE PRECINCT 4627	0	0	0.0	0	0	0	0								
==> Precinct Totals	4768	550	11.5	109	0	419	22								
==> Absentee Totals	0	1509	0.0	336	3	1131	39								
==> Total Votes	4768	2059	43.2	445	3	1550	61								

C O L U M N L E G E N D

1: NACHES VALLEY SCHL DIST. SCHOOL DIRECTOR DIST. 5 Blank Votes	4: NACHES VALLEY SCHL DIST. SCHOOL DIRECTOR DIST. 5 Writein Votes	7:	10:
2: NACHES VALLEY SCHL DIST. SCHOOL DIRECTOR DIST. 5 Over Votes	5:	8:	11:
3: NACHES VALLEY SCHL DIST. SCHOOL DIRECTOR DIST. 5 DOUG MAC NEIL NP	6:	9:	12:

R E C A P	Voters	Trnout	Pct	1	2	3	4	5	6	7	8	9	10	11	12
TURNOUT AT THE POLLS 13	0	0	0.0	0	0	0	0								
ABSENTEE LEG DIST 13	0	152	0.0	27	2	121	2								
VOTE BY MAIL LEG DIST 13	479	101	21.1	27	0	73	1								
TOTAL VOTES LEG DIST 13	479	253	52.8	54	2	194	3								
TURNOUT AT POLLS LEG 14	3767	283	7.5	48	0	216	19								
ABSENTEE LEG DIST 14	0	1357	0.0	309	1	1010	37								
VOTE BY MAIL LEG DIST 14	522	166	31.8	34	0	130	2								
TOTAL VOTES LEG DIST 14	4289	1806	42.1	391	1	1356	58								
TURNOUT AT POLLS LEG 15	0	0	0.0	0	0	0	0								
ABSENTEE LEG DIST 15	0	0	0.0	0	0	0	0								
VOTE BY MAIL LEG DIST 15	0	0	0.0	0	0	0	0								
TOTAL VOTES LEG DIST 15	0	0	0.0	0	0	0	0								
TOTAL VOTES AT THE POLLS	3767	283	7.5	48	0	216	19								
TOTAL ABSENTEE VOTES	0	1509	0.0	336	3	1131	39								
TOTAL VOTE BY MAIL VOTES	1001	267	26.7	61	0	203	3								
TOTAL VOTES CAST	4768	2059	43.2	445	3	1550	61								

C O L U M N L E G E N D

1: NACHES VALLEY SCHL DIST. SCHOOL DIRECTOR DIST. 5 Blank Votes	4: NACHES VALLEY SCHL DIST. SCHOOL DIRECTOR DIST. 5 Writein Votes	7:	10:
2: NACHES VALLEY SCHL DIST. SCHOOL DIRECTOR DIST. 5 Over Votes	5:	8:	11:
3: NACHES VALLEY SCHL DIST. SCHOOL DIRECTOR DIST. 5 DOUG MAC NEIL NP	6:	9:	12:

Precinct	Voters	Trnout	Pct	1	2	3	4	5	6	7	8	9	10	11	12
YAKIMA 0101	706	46	6.5	6	0	16	24	0		6	0	19	21	0	
YAKIMA 0104	659	38	5.8	1	0	17	20	0		1	0	10	27	0	
YAKIMA 0110	1255	168	13.4	43	0	47	78	0		22	0	41	105	0	
YAKIMA 0111	1136	58	5.1	12	0	24	21	1		11	0	18	29	0	
YAKIMA 0116	183	28	15.3	9	0	9	10	0		8	0	9	10	1	
YAKIMA 0118	291	31	10.7	1	0	15	14	1		1	1	13	15	1	
YAKIMA 0120	857	36	4.2	4	0	15	14	3		5	0	14	16	1	
YAKIMA 0126	857	37	4.3	2	0	18	17	0		2	0	11	23	1	
YAKIMA 0127	800	49	6.1	6	0	22	20	1		3	0	18	27	1	
YAKIMA 0129	925	56	6.1	9	0	23	23	1		6	0	25	25	0	
YAKIMA 0131	1363	102	7.5	23	0	38	40	1		17	0	31	53	1	
YAKIMA 0133	1452	154	10.6	38	0	51	62	3		24	0	40	89	1	
YAKIMA 0134	1471	159	10.8	58	0	44	56	1		33	0	43	82	1	
YAKIMA 0138	2175	168	7.7	50	0	62	56	0		38	0	46	84	0	
YAKIMA 0142	1439	65	4.5	8	0	25	32	0		9	0	35	21	0	
YAKIMA 0154	1526	119	7.8	19	0	46	52	2		12	0	45	61	1	
YAKIMA 0155	1216	112	9.2	30	0	42	39	1		20	0	37	55	0	
YAKIMA 0156	939	73	7.8	8	0	33	32	0		4	0	38	31	0	
YAKIMA 0162	615	34	5.5	5	0	16	13	0		4	0	12	18	0	
YAKIMA 0163	753	79	10.5	28	0	22	29	0		19	0	20	40	0	
YAKIMA 0169	1574	189	12.0	61	0	56	72	0		37	0	58	94	0	
YAKIMA 0170	1657	142	8.6	37	0	46	57	2		27	0	40	73	2	
YAKIMA 0179	133	9	6.8	1	0	5	3	0		1	0	5	3	0	
YAKIMA 0184	761	40	5.3	7	0	17	16	0		7	0	15	18	0	
UNION GAP 2301	157	9	5.7	1	0	4	4	0		1	0	7	1	0	
UNION GAP 2306	811	63	7.8	12	0	28	23	0		11	0	32	20	0	
FAIRVIEW 3502	0	0	0.0	0	0	0	0	0		0	0	0	0	0	
SCENIC 4601	271	48	17.7	12	0	10	26	0		8	0	9	31	0	
S AIRPORT 4607	35	16	45.7	7	0	0	9	0		7	0	2	7	0	
S HILLS 4624	217	65	30.0	13	0	18	34	0		10	0	26	29	0	
ABSENTEE PRECINCT 0101	0	207	0.0	33	1	79	94	0		31	1	73	102	0	
ABSENTEE PRECINCT 0104	0	138	0.0	13	0	50	74	1		11	0	60	67	0	
ABSENTEE PRECINCT 0110	0	409	0.0	97	0	121	190	1		56	0	126	224	3	
ABSENTEE PRECINCT 0111	0	346	0.0	62	0	106	176	2		43	0	134	163	6	
ABSENTEE PRECINCT 0116	0	61	0.0	13	0	12	35	1		8	0	16	36	1	
ABSENTEE PRECINCT 0118	0	110	0.0	15	0	42	53	0		12	0	50	48	0	
ABSENTEE PRECINCT 0120	0	217	0.0	19	0	84	109	5		13	0	83	118	3	
ABSENTEE PRECINCT 0126	0	206	0.0	24	0	83	93	6		22	0	76	105	3	
ABSENTEE PRECINCT 0127	0	255	0.0	26	0	86	136	7		18	0	109	122	6	

C O L U M N L E G E N D

1: YAKIMA SCHOOL DIST.
SCHOOL DIRECTOR POS. 3
Blank Votes

4: YAKIMA SCHOOL DIST.
SCHOOL DIRECTOR POS. 3
ROBERT JAMES TUTTLE NP

7: YAKIMA SCHOOL DIST.
SCHOOL DIRECTOR POS. 4
Blank Votes

10: YAKIMA SCHOOL DIST.
SCHOOL DIRECTOR POS. 4
VICKIE D. YBARRA NP

2: YAKIMA SCHOOL DIST.
SCHOOL DIRECTOR POS. 3
Over Votes

5: YAKIMA SCHOOL DIST.
SCHOOL DIRECTOR POS. 3
Writein Votes

8: YAKIMA SCHOOL DIST.
SCHOOL DIRECTOR POS. 4
Over Votes

11: YAKIMA SCHOOL DIST.
SCHOOL DIRECTOR POS. 4
Writein Votes

3: YAKIMA SCHOOL DIST.
SCHOOL DIRECTOR POS. 3
RICK SADER NP

6:

9: YAKIMA SCHOOL DIST.
SCHOOL DIRECTOR POS. 4
STEVE CAMERER NP

12:

Precinct	Voters	Trnout	Pct	1	2	3	4	5	6	7	8	9	10	11	12
ABSENTEE PRECINCT 0129	0	262	0.0	30	0	91	137	4		26	1	121	111	3	
ABSENTEE PRECINCT 0131	0	491	0.0	105	0	158	223	5		81	1	169	237	3	
ABSENTEE PRECINCT 0133	0	539	0.0	122	1	146	264	6		66	0	226	243	4	
ABSENTEE PRECINCT 0134	0	656	0.0	170	2	164	318	2		119	0	218	317	2	
ABSENTEE PRECINCT 0138	0	1036	0.0	254	2	292	484	4		187	0	408	437	4	
ABSENTEE PRECINCT 0142	0	546	0.0	91	0	166	282	7		70	0	253	218	5	
ABSENTEE PRECINCT 0154	0	625	0.0	124	1	202	293	5		95	0	252	275	3	
ABSENTEE PRECINCT 0155	0	509	0.0	111	0	139	254	5		81	0	213	211	4	
ABSENTEE PRECINCT 0156	0	306	0.0	39	0	112	151	4		37	0	137	131	1	
ABSENTEE PRECINCT 0162	0	242	0.0	37	0	70	132	3		28	0	103	110	1	
ABSENTEE PRECINCT 0163	0	403	0.0	88	0	91	219	5		59	1	154	184	5	
ABSENTEE PRECINCT 0169	0	725	0.0	175	0	182	364	4		125	0	236	360	4	
ABSENTEE PRECINCT 0170	0	719	0.0	135	0	221	352	11		90	0	286	336	7	
ABSENTEE PRECINCT 0179	0	64	0.0	17	0	16	30	1		13	0	21	28	2	
ABSENTEE PRECINCT 0184	0	283	0.0	58	0	83	139	3		43	0	140	97	3	
ABSENTEE PRECINCT 2301	0	59	0.0	14	0	16	28	1		13	0	23	22	1	
ABSENTEE PRECINCT 2306	0	239	0.0	31	0	80	127	1		19	0	106	113	1	
ABSENTEE PRECINCT 4601	0	110	0.0	35	1	19	54	1		26	0	24	59	1	
ABSENTEE PRECINCT 4607	0	2	0.0	0	0	0	2	0		0	0	0	2	0	
ABSENTEE PRECINCT 4624	0	26	0.0	2	0	7	17	0		2	0	13	11	0	
<hr/>															
==> Precinct Totals	26234	2193	8.4	511	0	769	896	17		354	1	719	1108	11	
==> Absentee Totals	0	9791	0.0	1940	8	2918	4830	95		1394	4	3830	4487	76	
==> Total Votes	26234	11984	45.7	2451	8	3687	5726	112		1748	5	4549	5595	87	

C O L U M N L E G E N D

1: YAKIMA SCHOOL DIST.
SCHOOL DIRECTOR POS. 3
Blank Votes

4: YAKIMA SCHOOL DIST.
SCHOOL DIRECTOR POS. 3
ROBERT JAMES TUTTLE NP

7: YAKIMA SCHOOL DIST.
SCHOOL DIRECTOR POS. 4
Blank Votes

10: YAKIMA SCHOOL DIST.
SCHOOL DIRECTOR POS. 4
VICKIE D. YBARRA NP

2: YAKIMA SCHOOL DIST.
SCHOOL DIRECTOR POS. 3
Over Votes

5: YAKIMA SCHOOL DIST.
SCHOOL DIRECTOR POS. 3
Writein Votes

8: YAKIMA SCHOOL DIST.
SCHOOL DIRECTOR POS. 4
Over Votes

11: YAKIMA SCHOOL DIST.
SCHOOL DIRECTOR POS. 4
Writein Votes

3: YAKIMA SCHOOL DIST.
SCHOOL DIRECTOR POS. 3
RICK SADER NP

6:

9: YAKIMA SCHOOL DIST.
SCHOOL DIRECTOR POS. 4
STEVE CAMERER NP

12:

R E C A P	Voters	Trnout	Pct	1	2	3	4	5	6	7	8	9	10	11	12
TURNOUT AT THE POLLS 13	0	0	0.0	0	0	0	0	0		0	0	0	0	0	
ABSENTEE LEG DIST 13	0	0	0.0	0	0	0	0	0		0	0	0	0	0	
VOTE BY MAIL LEG DIST 13	0	0	0.0	0	0	0	0	0		0	0	0	0	0	
TOTAL VOTES LEG DIST 13	0	0	0.0	0	0	0	0	0		0	0	0	0	0	
TURNOUT AT POLLS LEG 14	25237	2005	7.9	469	0	717	803	16		320	0	660	1016	9	
ABSENTEE LEG DIST 14	0	9765	0.0	1938	8	2911	4813	95		1392	4	3817	4476	76	
VOTE BY MAIL LEG DIST 14	780	123	15.8	29	0	34	59	1		24	1	33	63	2	
TOTAL VOTES LEG DIST 14	26017	11893	45.7	2436	8	3662	5675	112		1736	5	4510	5555	87	
TURNOUT AT POLLS LEG 15	0	0	0.0	0	0	0	0	0		0	0	0	0	0	
ABSENTEE LEG DIST 15	0	26	0.0	2	0	7	17	0		2	0	13	11	0	
VOTE BY MAIL LEG DIST 15	217	65	30.0	13	0	18	34	0		10	0	26	29	0	
TOTAL VOTES LEG DIST 15	217	91	41.9	15	0	25	51	0		12	0	39	40	0	
TOTAL VOTES AT THE POLLS	25237	2005	7.9	469	0	717	803	16		320	0	660	1016	9	
TOTAL ABSENTEE VOTES	0	9791	0.0	1940	8	2918	4830	95		1394	4	3830	4487	76	
TOTAL VOTE BY MAIL VOTES	997	188	18.9	42	0	52	93	1		34	1	59	92	2	
TOTAL VOTES CAST	26234	11984	45.7	2451	8	3687	5726	112		1748	5	4549	5595	87	

C O L U M N L E G E N D

1: YAKIMA SCHOOL DIST. SCHOOL DIRECTOR POS. 3 Blank Votes	4: YAKIMA SCHOOL DIST. SCHOOL DIRECTOR POS. 3 ROBERT JAMES TUTTLE NP	7: YAKIMA SCHOOL DIST. SCHOOL DIRECTOR POS. 4 Blank Votes	10: YAKIMA SCHOOL DIST. SCHOOL DIRECTOR POS. 4 VICKIE D. YBARRA NP
2: YAKIMA SCHOOL DIST. SCHOOL DIRECTOR POS. 3 Over Votes	5: YAKIMA SCHOOL DIST. SCHOOL DIRECTOR POS. 3 Writein Votes	8: YAKIMA SCHOOL DIST. SCHOOL DIRECTOR POS. 4 Over Votes	11: YAKIMA SCHOOL DIST. SCHOOL DIRECTOR POS. 4 Writein Votes
3: YAKIMA SCHOOL DIST. SCHOOL DIRECTOR POS. 3 RICK SADER NP	6:	9: YAKIMA SCHOOL DIST. SCHOOL DIRECTOR POS. 4 STEVE CAMERER NP	12:

Precinct	Voters	Trnout	Pct	1	2	3	4	5	6	7	8	9	10	11	12
YAKIMA 0101	706	46	6.5	9	0	36	1								
YAKIMA 0104	659	38	5.8	7	0	29	2								
YAKIMA 0110	1255	168	13.4	44	0	122	2								
YAKIMA 0111	1136	58	5.1	11	0	44	3								
YAKIMA 0116	183	28	15.3	10	0	18	0								
YAKIMA 0118	291	31	10.7	4	0	26	1								
YAKIMA 0120	857	36	4.2	9	0	23	4								
YAKIMA 0126	857	37	4.3	4	0	31	2								
YAKIMA 0127	800	49	6.1	6	0	41	2								
YAKIMA 0129	925	56	6.1	10	0	45	1								
YAKIMA 0131	1363	102	7.5	24	0	76	2								
YAKIMA 0133	1452	154	10.6	40	0	109	5								
YAKIMA 0134	1471	159	10.8	50	0	108	1								
YAKIMA 0138	2175	168	7.7	50	0	117	1								
YAKIMA 0142	1439	65	4.5	12	0	50	3								
YAKIMA 0154	1526	119	7.8	13	0	103	3								
YAKIMA 0155	1216	112	9.2	29	0	81	2								
YAKIMA 0156	939	73	7.8	10	0	60	3								
YAKIMA 0162	615	34	5.5	9	0	24	1								
YAKIMA 0163	753	79	10.5	31	0	48	0								
YAKIMA 0169	1574	189	12.0	62	0	127	0								
YAKIMA 0170	1657	142	8.6	43	0	92	7								
YAKIMA 0179	133	9	6.8	0	0	8	1								
YAKIMA 0184	761	40	5.3	10	0	30	0								
UNION GAP 2301	157	9	5.7	0	0	9	0								
UNION GAP 2306	811	63	7.8	13	0	50	0								
FAIRVIEW 3502	0	0	0.0	0	0	0	0								
SCENIC 4601	271	48	17.7	10	0	38	0								
S AIRPORT 4607	35	16	45.7	8	0	7	1								
S HILLS 4624	217	65	30.0	20	0	44	1								
ABSENTEE PRECINCT 0101	0	207	0.0	44	1	159	3								
ABSENTEE PRECINCT 0104	0	138	0.0	22	0	107	9								
ABSENTEE PRECINCT 0110	0	409	0.0	114	0	291	4								
ABSENTEE PRECINCT 0111	0	346	0.0	69	0	268	9								
ABSENTEE PRECINCT 0116	0	61	0.0	18	0	43	0								
ABSENTEE PRECINCT 0118	0	110	0.0	20	0	88	2								
ABSENTEE PRECINCT 0120	0	217	0.0	25	0	182	10								
ABSENTEE PRECINCT 0126	0	206	0.0	27	1	172	6								
ABSENTEE PRECINCT 0127	0	255	0.0	39	0	205	11								

C O L U M N L E G E N D

1: YAKIMA SCHOOL DIST.
SCHOOL DIRECTOR POS. 5
Blank Votes

4: YAKIMA SCHOOL DIST.
SCHOOL DIRECTOR POS. 5
Writein Votes

7:

10:

2: YAKIMA SCHOOL DIST.
SCHOOL DIRECTOR POS. 5
Over Votes

5:

8:

11:

3: YAKIMA SCHOOL DIST.
SCHOOL DIRECTOR POS. 5
MARTHA RICE NP

6:

9:

12:

Precinct	Voters	Trnout	Pct	1	2	3	4	5	6	7	8	9	10	11	12
ABSENTEE PRECINCT 0129	0	262	0.0	49	0	209	4								
ABSENTEE PRECINCT 0131	0	491	0.0	131	0	348	12								
ABSENTEE PRECINCT 0133	0	539	0.0	125	0	398	16								
ABSENTEE PRECINCT 0134	0	656	0.0	185	0	463	8								
ABSENTEE PRECINCT 0138	0	1036	0.0	258	0	764	14								
ABSENTEE PRECINCT 0142	0	546	0.0	109	1	420	16								
ABSENTEE PRECINCT 0154	0	625	0.0	137	0	475	13								
ABSENTEE PRECINCT 0155	0	509	0.0	135	0	361	13								
ABSENTEE PRECINCT 0156	0	306	0.0	61	0	236	9								
ABSENTEE PRECINCT 0162	0	242	0.0	52	0	183	7								
ABSENTEE PRECINCT 0163	0	403	0.0	105	0	293	5								
ABSENTEE PRECINCT 0169	0	725	0.0	214	0	501	10								
ABSENTEE PRECINCT 0170	0	719	0.0	187	0	514	18								
ABSENTEE PRECINCT 0179	0	64	0.0	18	0	44	2								
ABSENTEE PRECINCT 0184	0	283	0.0	74	0	199	10								
ABSENTEE PRECINCT 2301	0	59	0.0	19	0	38	2								
ABSENTEE PRECINCT 2306	0	239	0.0	48	0	186	5								
ABSENTEE PRECINCT 4601	0	110	0.0	43	0	66	1								
ABSENTEE PRECINCT 4607	0	2	0.0	0	0	1	1								
ABSENTEE PRECINCT 4624	0	26	0.0	3	0	23	0								
<hr/>															
==> Precinct Totals	26234	2193	8.4	548	0	1596	49								
==> Absentee Totals	0	9791	0.0	2331	3	7237	220								
==> Total Votes	26234	11984	45.7	2879	3	8833	269								

C O L U M N L E G E N D

1: YAKIMA SCHOOL DIST.
SCHOOL DIRECTOR POS. 5
Blank Votes

4: YAKIMA SCHOOL DIST.
SCHOOL DIRECTOR POS. 5
Writein Votes

7: 10:

2: YAKIMA SCHOOL DIST.
SCHOOL DIRECTOR POS. 5
Over Votes

5: 8: 11:

3: YAKIMA SCHOOL DIST.
SCHOOL DIRECTOR POS. 5
MARTHA RICE NP

9: 12:

R E C A P	Voters	Trnout	Pct	1	2	3	4	5	6	7	8	9	10	11	12
TURNOUT AT THE POLLS 13	0	0	0.0	0	0	0	0								
ABSENTEE LEG DIST 13	0	0	0.0	0	0	0	0								
VOTE BY MAIL LEG DIST 13	0	0	0.0	0	0	0	0								
TOTAL VOTES LEG DIST 13	0	0	0.0	0	0	0	0								
TURNOUT AT POLLS LEG 14	25237	2005	7.9	496	0	1463	46								
ABSENTEE LEG DIST 14	0	9765	0.0	2328	3	7214	220								
VOTE BY MAIL LEG DIST 14	780	123	15.8	32	0	89	2								
TOTAL VOTES LEG DIST 14	26017	11893	45.7	2856	3	8766	268								
TURNOUT AT POLLS LEG 15	0	0	0.0	0	0	0	0								
ABSENTEE LEG DIST 15	0	26	0.0	3	0	23	0								
VOTE BY MAIL LEG DIST 15	217	65	30.0	20	0	44	1								
TOTAL VOTES LEG DIST 15	217	91	41.9	23	0	67	1								
TOTAL VOTES AT THE POLLS	25237	2005	7.9	496	0	1463	46								
TOTAL ABSENTEE VOTES	0	9791	0.0	2331	3	7237	220								
TOTAL VOTE BY MAIL VOTES	997	188	18.9	52	0	133	3								
TOTAL VOTES CAST	26234	11984	45.7	2879	3	8833	269								

C O L U M N L E G E N D

1: YAKIMA SCHOOL DIST. SCHOOL DIRECTOR POS. 5 Blank Votes	4: YAKIMA SCHOOL DIST. SCHOOL DIRECTOR POS. 5 Writein Votes	7:	10:
2: YAKIMA SCHOOL DIST. SCHOOL DIRECTOR POS. 5 Over Votes	5:	8:	11:
3: YAKIMA SCHOOL DIST. SCHOOL DIRECTOR POS. 5 MARTHA RICE NP	6:	9:	12:

Precinct	Voters	Trnout	Pct	1	2	3	4	5	6	7	8	9	10	11	12
WANAPUM 5202	4	0	0.0	0	0	0	0			0	0	0	0	0	
==> Precinct Totals	4	0	0.0	0	0	0	0			0	0	0	0	0	
==> Absentee Totals	0	0	0.0	0	0	0	0			0	0	0	0	0	
==> Total Votes	4	0	0.0	0	0	0	0			0	0	0	0	0	

C O L U M N L E G E N D

1: WAHLUKE SCHOOL DIST. SCHOOL DIRECTOR DIST. 1 Blank Votes	4: WAHLUKE SCHOOL DIST. SCHOOL DIRECTOR DIST. 1 Writein Votes	7: WAHLUKE SCHOOL DIST. SCHOOL DIRECTOR DIST. 3 Blank Votes	10: WAHLUKE SCHOOL DIST. SCHOOL DIRECTOR DIST. 3 KATIE D. HIRAI NP
2: WAHLUKE SCHOOL DIST. SCHOOL DIRECTOR DIST. 1 Over Votes	5:	8: WAHLUKE SCHOOL DIST. SCHOOL DIRECTOR DIST. 3 Over Votes	11: WAHLUKE SCHOOL DIST. SCHOOL DIRECTOR DIST. 3 Writein Votes
3: WAHLUKE SCHOOL DIST. SCHOOL DIRECTOR DIST. 1 BRIAN TALBOT NP	6:	9: WAHLUKE SCHOOL DIST. SCHOOL DIRECTOR DIST. 3 JEF GALLACCI NP	12:

R E C A P	Voters	Trnout	Pct	1	2	3	4	5	6	7	8	9	10	11	12
TURNOUT AT THE POLLS 13	0	0	0.0	0	0	0	0			0	0	0	0	0	
ABSENTEE LEG DIST 13	0	0	0.0	0	0	0	0			0	0	0	0	0	
VOTE BY MAIL LEG DIST 13	4	0	0.0	0	0	0	0			0	0	0	0	0	
TOTAL VOTES LEG DIST 13	4	0	0.0	0	0	0	0			0	0	0	0	0	
TURNOUT AT POLLS LEG 14	0	0	0.0	0	0	0	0			0	0	0	0	0	
ABSENTEE LEG DIST 14	0	0	0.0	0	0	0	0			0	0	0	0	0	
VOTE BY MAIL LEG DIST 14	0	0	0.0	0	0	0	0			0	0	0	0	0	
TOTAL VOTES LEG DIST 14	0	0	0.0	0	0	0	0			0	0	0	0	0	
TURNOUT AT POLLS LEG 15	0	0	0.0	0	0	0	0			0	0	0	0	0	
ABSENTEE LEG DIST 15	0	0	0.0	0	0	0	0			0	0	0	0	0	
VOTE BY MAIL LEG DIST 15	0	0	0.0	0	0	0	0			0	0	0	0	0	
TOTAL VOTES LEG DIST 15	0	0	0.0	0	0	0	0			0	0	0	0	0	
TOTAL VOTES AT THE POLLS	0	0	0.0	0	0	0	0			0	0	0	0	0	
TOTAL ABSENTEE VOTES	0	0	0.0	0	0	0	0			0	0	0	0	0	
TOTAL VOTE BY MAIL VOTES	4	0	0.0	0	0	0	0			0	0	0	0	0	
TOTAL VOTES CAST	4	0	0.0	0	0	0	0			0	0	0	0	0	

C O L U M N L E G E N D

1: WAHLUKE SCHOOL DIST. SCHOOL DIRECTOR DIST. 1 Blank Votes	4: WAHLUKE SCHOOL DIST. SCHOOL DIRECTOR DIST. 1 Writein Votes	7: WAHLUKE SCHOOL DIST. SCHOOL DIRECTOR DIST. 3 Blank Votes	10: WAHLUKE SCHOOL DIST. SCHOOL DIRECTOR DIST. 3 KATIE D. HIRAI NP
2: WAHLUKE SCHOOL DIST. SCHOOL DIRECTOR DIST. 1 Over Votes	5:	8: WAHLUKE SCHOOL DIST. SCHOOL DIRECTOR DIST. 3 Over Votes	11: WAHLUKE SCHOOL DIST. SCHOOL DIRECTOR DIST. 3 Writein Votes
3: WAHLUKE SCHOOL DIST. SCHOOL DIRECTOR DIST. 1 BRIAN TALBOT NP	6:	9: WAHLUKE SCHOOL DIST. SCHOOL DIRECTOR DIST. 3 JEF GALLACCI NP	12:

Precinct	Voters	Trnout	Pct	1	2	3	4	5	6	7	8	9	10	11	12
WANAPUM 5202	4	0	0.0	0	0	0	0								
==> Precinct Totals	4	0	0.0	0	0	0	0								
==> Absentee Totals	0	0	0.0	0	0	0	0								
==> Total Votes	4	0	0.0	0	0	0	0								

C O L U M N L E G E N D

1: WAHLUKE SCHOOL DIST.
SCHOOL DIRECTOR POS. 4
Blank Votes

4: WAHLUKE SCHOOL DIST.
SCHOOL DIRECTOR POS. 4
Writein Votes

7:

10:

2: WAHLUKE SCHOOL DIST.
SCHOOL DIRECTOR POS. 4
Over Votes

5:

8:

11:

3: WAHLUKE SCHOOL DIST.
SCHOOL DIRECTOR POS. 4
KIP CALAWAY NP

6:

9:

12:

R E C A P	Voters	Trnout	Pct	1	2	3	4	5	6	7	8	9	10	11	12
TURNOUT AT THE POLLS 13	0	0	0.0	0	0	0	0								
ABSENTEE LEG DIST 13	0	0	0.0	0	0	0	0								
VOTE BY MAIL LEG DIST 13	4	0	0.0	0	0	0	0								
TOTAL VOTES LEG DIST 13	4	0	0.0	0	0	0	0								
TURNOUT AT POLLS LEG 14	0	0	0.0	0	0	0	0								
ABSENTEE LEG DIST 14	0	0	0.0	0	0	0	0								
VOTE BY MAIL LEG DIST 14	0	0	0.0	0	0	0	0								
TOTAL VOTES LEG DIST 14	0	0	0.0	0	0	0	0								
TURNOUT AT POLLS LEG 15	0	0	0.0	0	0	0	0								
ABSENTEE LEG DIST 15	0	0	0.0	0	0	0	0								
VOTE BY MAIL LEG DIST 15	0	0	0.0	0	0	0	0								
TOTAL VOTES LEG DIST 15	0	0	0.0	0	0	0	0								
TOTAL VOTES AT THE POLLS	0	0	0.0	0	0	0	0								
TOTAL ABSENTEE VOTES	0	0	0.0	0	0	0	0								
TOTAL VOTE BY MAIL VOTES	4	0	0.0	0	0	0	0								
TOTAL VOTES CAST	4	0	0.0	0	0	0	0								

C O L U M N L E G E N D

1: WAHLUKE SCHOOL DIST.
SCHOOL DIRECTOR POS. 4
Blank Votes

4: WAHLUKE SCHOOL DIST.
SCHOOL DIRECTOR POS. 4
Writein Votes

7: 10:

2: WAHLUKE SCHOOL DIST.
SCHOOL DIRECTOR POS. 4
Over Votes

5: 8: 11:

3: WAHLUKE SCHOOL DIST.
SCHOOL DIRECTOR POS. 4
KIP CALAWAY NP

6: 9: 12:

Precinct	Voters	Trnout	Pct	1	2	3	4	5	6	7	8	9	10	11	12
MOXEE 1101	486	32	6.6	5	0	25	2			3	0	27	2		
BUTTERFIELD 3106	669	46	6.9	6	0	36	4			9	0	33	4		
COUNTRY CLUB 3206	813	46	5.7	11	0	35	0			10	0	36	0		
E MOXEE 3304	672	35	5.2	7	0	27	1			7	0	27	1		
MOXEE RURAL 4003	1517	62	4.1	11	0	50	1			10	0	51	1		
N HOLLAND 4106	479	19	4.0	3	0	15	1			2	0	17	0		
REST HAVEN 4501	265	27	10.2	6	0	19	2			5	0	20	2		
ROZA HILL 4504	439	58	13.2	7	0	51	0			8	0	50	0		
SLAVIN 4606	668	32	4.8	6	0	26	0			5	0	27	0		
TERRACE HGTS 4802	1035	60	5.8	13	0	47	0			6	0	54	0		
YAKIMA RIDGE 5101	127	48	37.8	14	0	33	1			12	0	35	1		
ABSENTEE PRECINCT 1101	0	134	0.0	11	0	121	2			10	0	121	3		
ABSENTEE PRECINCT 3106	0	233	0.0	37	0	189	7			40	0	187	6		
ABSENTEE PRECINCT 3206	0	311	0.0	63	0	243	5			59	0	246	6		
ABSENTEE PRECINCT 3304	0	246	0.0	55	0	186	5			55	0	185	6		
ABSENTEE PRECINCT 4003	0	499	0.0	90	0	390	19			90	0	394	15		
ABSENTEE PRECINCT 4106	0	162	0.0	49	0	110	3			49	0	108	5		
ABSENTEE PRECINCT 4501	0	103	0.0	23	0	78	2			24	0	77	2		
ABSENTEE PRECINCT 4504	0	157	0.0	20	0	132	5			21	0	134	2		
ABSENTEE PRECINCT 4606	0	231	0.0	40	0	187	4			47	0	180	4		
ABSENTEE PRECINCT 4802	0	381	0.0	77	0	296	8			74	0	301	6		
ABSENTEE PRECINCT 5101	0	22	0.0	4	0	17	1			5	0	16	1		
==> Precinct Totals	7170	465	6.5	89	0	364	12			77	0	377	11		
==> Absentee Totals	0	2479	0.0	469	0	1949	61			474	0	1949	56		
==> Total Votes	7170	2944	41.1	558	0	2313	73			551	0	2326	67		

C O L U M N L E G E N D

1: EAST VALLEY SCHOOL DIST.
SCHOOL DIRECTOR DIST. 1
Blank Votes

4: EAST VALLEY SCHOOL DIST.
SCHOOL DIRECTOR DIST. 1
Writein Votes

7: EAST VALLEY SCHOOL DIST.
SCHOOL DIRECTOR DIST. 3
Blank Votes

10: EAST VALLEY SCHOOL DIST.
SCHOOL DIRECTOR DIST. 3
Writein Votes

2: EAST VALLEY SCHOOL DIST.
SCHOOL DIRECTOR DIST. 1
Over Votes

5:

8: EAST VALLEY SCHOOL DIST.
SCHOOL DIRECTOR DIST. 3
Over Votes

11:

3: EAST VALLEY SCHOOL DIST.
SCHOOL DIRECTOR DIST. 1
ANNE DILLINGER NP

6:

9: EAST VALLEY SCHOOL DIST.
SCHOOL DIRECTOR DIST. 3
JAMES S. PENNING NP

12:

R E C A P	Voters	Trnout	Pct	1	2	3	4	5	6	7	8	9	10	11	12
TURNOUT AT THE POLLS 13	3664	203	5.5	39	0	159	5			32	0	167	4		
ABSENTEE LEG DIST 13	0	1600	0.0	313	0	1252	35			319	0	1249	32		
VOTE BY MAIL LEG DIST 13	831	133	16.0	27	0	103	3			25	0	105	3		
TOTAL VOTES LEG DIST 13	4495	1936	43.1	379	0	1514	43			376	0	1521	39		
TURNOUT AT POLLS LEG 14	0	0	0.0	0	0	0	0			0	0	0	0		
ABSENTEE LEG DIST 14	0	0	0.0	0	0	0	0			0	0	0	0		
VOTE BY MAIL LEG DIST 14	0	0	0.0	0	0	0	0			0	0	0	0		
TOTAL VOTES LEG DIST 14	0	0	0.0	0	0	0	0			0	0	0	0		
TURNOUT AT POLLS LEG 15	2675	129	4.8	23	0	102	4			20	0	105	4		
ABSENTEE LEG DIST 15	0	879	0.0	156	0	697	26			155	0	700	24		
VOTE BY MAIL LEG DIST 15	0	0	0.0	0	0	0	0			0	0	0	0		
TOTAL VOTES LEG DIST 15	2675	1008	37.7	179	0	799	30			175	0	805	28		
TOTAL VOTES AT THE POLLS	6339	332	5.2	62	0	261	9			52	0	272	8		
TOTAL ABSENTEE VOTES	0	2479	0.0	469	0	1949	61			474	0	1949	56		
TOTAL VOTE BY MAIL VOTES	831	133	16.0	27	0	103	3			25	0	105	3		
TOTAL VOTES CAST	7170	2944	41.1	558	0	2313	73			551	0	2326	67		

C O L U M N L E G E N D

1: EAST VALLEY SCHOOL DIST. SCHOOL DIRECTOR DIST. 1 Blank Votes	4: EAST VALLEY SCHOOL DIST. SCHOOL DIRECTOR DIST. 1 Writein Votes	7: EAST VALLEY SCHOOL DIST. SCHOOL DIRECTOR DIST. 3 Blank Votes	10: EAST VALLEY SCHOOL DIST. SCHOOL DIRECTOR DIST. 3 Writein Votes
2: EAST VALLEY SCHOOL DIST. SCHOOL DIRECTOR DIST. 1 Over Votes	5:	8: EAST VALLEY SCHOOL DIST. SCHOOL DIRECTOR DIST. 3 Over Votes	11:
3: EAST VALLEY SCHOOL DIST. SCHOOL DIRECTOR DIST. 1 ANNE DILLINGER NP	6:	9: EAST VALLEY SCHOOL DIST. SCHOOL DIRECTOR DIST. 3 JAMES S. PENNING NP	12:

Precinct	Voters	Trnout	Pct	1	2	3	4	5	6	7	8	9	10	11	12
MOXEE 1101	486	32	6.6	5	0	24	3								
BUTTERFIELD 3106	669	46	6.9	10	0	32	4								
COUNTRY CLUB 3206	813	46	5.7	7	0	39	0								
E MOXEE 3304	672	35	5.2	7	0	27	1								
MOXEE RURAL 4003	1517	62	4.1	8	0	53	1								
N HOLLAND 4106	479	19	4.0	3	0	16	0								
REST HAVEN 4501	265	27	10.2	5	0	19	3								
ROZA HILL 4504	439	58	13.2	8	0	50	0								
SLAVIN 4606	668	32	4.8	7	0	24	1								
TERRACE HGTS 4802	1035	60	5.8	13	0	47	0								
YAKIMA RIDGE 5101	127	48	37.8	11	0	36	1								
ABSENTEE PRECINCT 1101	0	134	0.0	8	0	124	2								
ABSENTEE PRECINCT 3106	0	233	0.0	39	0	189	5								
ABSENTEE PRECINCT 3206	0	311	0.0	64	0	241	6								
ABSENTEE PRECINCT 3304	0	246	0.0	55	0	187	4								
ABSENTEE PRECINCT 4003	0	499	0.0	89	0	396	14								
ABSENTEE PRECINCT 4106	0	162	0.0	48	0	110	4								
ABSENTEE PRECINCT 4501	0	103	0.0	25	0	75	3								
ABSENTEE PRECINCT 4504	0	157	0.0	20	0	133	4								
ABSENTEE PRECINCT 4606	0	231	0.0	40	0	187	4								
ABSENTEE PRECINCT 4802	0	381	0.0	73	0	301	7								
ABSENTEE PRECINCT 5101	0	22	0.0	5	0	16	1								
==> Precinct Totals	7170	465	6.5	84	0	367	14								
==> Absentee Totals	0	2479	0.0	466	0	1959	54								
==> Total Votes	7170	2944	41.1	550	0	2326	68								

C O L U M N L E G E N D

1: EAST VALLEY SCHOOL DIST. SCHOOL DIRECTOR DIST. 4 Blank Votes	4: EAST VALLEY SCHOOL DIST. SCHOOL DIRECTOR DIST. 4 Writein Votes	7:	10:
2: EAST VALLEY SCHOOL DIST. SCHOOL DIRECTOR DIST. 4 Over Votes	5:	8:	11:
3: EAST VALLEY SCHOOL DIST. SCHOOL DIRECTOR DIST. 4 KEVIN SCHOONOVER NP	6:	9:	12:

R E C A P	Voters	Trnout	Pct	1	2	3	4	5	6	7	8	9	10	11	12
TURNOUT AT THE POLLS 13	3664	203	5.5	40	0	158	5								
ABSENTEE LEG DIST 13	0	1600	0.0	314	0	1252	34								
VOTE BY MAIL LEG DIST 13	831	133	16.0	24	0	105	4								
TOTAL VOTES LEG DIST 13	4495	1936	43.1	378	0	1515	43								
TURNOUT AT POLLS LEG 14	0	0	0.0	0	0	0	0								
ABSENTEE LEG DIST 14	0	0	0.0	0	0	0	0								
VOTE BY MAIL LEG DIST 14	0	0	0.0	0	0	0	0								
TOTAL VOTES LEG DIST 14	0	0	0.0	0	0	0	0								
TURNOUT AT POLLS LEG 15	2675	129	4.8	20	0	104	5								
ABSENTEE LEG DIST 15	0	879	0.0	152	0	707	20								
VOTE BY MAIL LEG DIST 15	0	0	0.0	0	0	0	0								
TOTAL VOTES LEG DIST 15	2675	1008	37.7	172	0	811	25								
TOTAL VOTES AT THE POLLS	6339	332	5.2	60	0	262	10								
TOTAL ABSENTEE VOTES	0	2479	0.0	466	0	1959	54								
TOTAL VOTE BY MAIL VOTES	831	133	16.0	24	0	105	4								
TOTAL VOTES CAST	7170	2944	41.1	550	0	2326	68								

C O L U M N L E G E N D

1: EAST VALLEY SCHOOL DIST. SCHOOL DIRECTOR DIST. 4 Blank Votes	4: EAST VALLEY SCHOOL DIST. SCHOOL DIRECTOR DIST. 4 Writein Votes	7:	10:
2: EAST VALLEY SCHOOL DIST. SCHOOL DIRECTOR DIST. 4 Over Votes	5:	8:	11:
3: EAST VALLEY SCHOOL DIST. SCHOOL DIRECTOR DIST. 4 KEVIN SCHOONOVER NP	6:	9:	12:

Precinct	Voters	Trnout	Pct	1	2	3	4	5	6	7	8	9	10	11	12
GRANDVIEW 0301	196	50	25.5	3	0	45	2			3	0	44	3		
GRANDVIEW 0302	782	47	6.0	3	0	42	2			7	0	37	3		
GRANDVIEW 0303	719	38	5.3	1	0	36	1			1	0	35	2		
GRANDVIEW 0304	139	22	15.8	6	0	16	0			7	0	15	0		
GRANDVIEW 0305	20	4	20.0	0	0	4	0			0	0	4	0		
GRANDVIEW 0306	757	46	6.1	5	0	41	0			8	0	38	0		
BELMA 3101	1079	56	5.2	15	0	41	0			13	0	43	0		
N GRANDVIEW 4105	289	42	14.5	18	0	24	0			15	0	27	0		
SUNNYVALLEY 4618	101	6	5.9	0	0	6	0			1	0	5	0		
ABSENTEE PRECINCT 0301	0	20	0.0	4	0	15	1			4	0	15	1		
ABSENTEE PRECINCT 0302	0	167	0.0	31	0	131	5			29	0	133	5		
ABSENTEE PRECINCT 0303	0	141	0.0	28	0	109	4			28	0	110	3		
ABSENTEE PRECINCT 0304	0	47	0.0	8	0	38	1			6	0	40	1		
ABSENTEE PRECINCT 0305	0	9	0.0	0	0	9	0			1	0	8	0		
ABSENTEE PRECINCT 0306	0	264	0.0	54	0	203	7			53	0	204	7		
ABSENTEE PRECINCT 3101	0	354	0.0	100	0	242	12			79	0	265	10		
ABSENTEE PRECINCT 4105	0	91	0.0	23	0	65	3			23	0	66	2		
ABSENTEE PRECINCT 4618	0	31	0.0	7	0	24	0			7	0	23	1		
==> Precinct Totals	4082	311	7.6	51	0	255	5			55	0	248	8		
==> Absentee Totals	0	1124	0.0	255	0	836	33			230	0	864	30		
==> Total Votes	4082	1435	35.2	306	0	1091	38			285	0	1112	38		

C O L U M N L E G E N D

1: GRANDVIEW SCHOOL DIST. SCHOOL DIRECTOR DIST. 1 Blank Votes	4: GRANDVIEW SCHOOL DIST. SCHOOL DIRECTOR DIST. 1 Writein Votes	7: GRANDVIEW SCHOOL DIST. SCHOOL DIRECTOR DIST. 3 Blank Votes	10: GRANDVIEW SCHOOL DIST. SCHOOL DIRECTOR DIST. 3 Writein Votes
2: GRANDVIEW SCHOOL DIST. SCHOOL DIRECTOR DIST. 1 Over Votes	5:	8: GRANDVIEW SCHOOL DIST. SCHOOL DIRECTOR DIST. 3 Over Votes	11:
3: GRANDVIEW SCHOOL DIST. SCHOOL DIRECTOR DIST. 1 LYDIA MORENO NP	6:	9: GRANDVIEW SCHOOL DIST. SCHOOL DIRECTOR DIST. 3 TONY GONZALEZ NP	12:

R E C A P	Voters	Trnout	Pct	1	2	3	4	5	6	7	8	9	10	11	12
TURNOUT AT THE POLLS 13	0	0	0.0	0	0	0	0			0	0	0	0		
ABSENTEE LEG DIST 13	0	0	0.0	0	0	0	0			0	0	0	0		
VOTE BY MAIL LEG DIST 13	0	0	0.0	0	0	0	0			0	0	0	0		
TOTAL VOTES LEG DIST 13	0	0	0.0	0	0	0	0			0	0	0	0		
TURNOUT AT POLLS LEG 14	0	0	0.0	0	0	0	0			0	0	0	0		
ABSENTEE LEG DIST 14	0	0	0.0	0	0	0	0			0	0	0	0		
VOTE BY MAIL LEG DIST 14	0	0	0.0	0	0	0	0			0	0	0	0		
TOTAL VOTES LEG DIST 14	0	0	0.0	0	0	0	0			0	0	0	0		
TURNOUT AT POLLS LEG 15	3438	193	5.6	24	0	166	3			30	0	158	5		
ABSENTEE LEG DIST 15	0	1124	0.0	255	0	836	33			230	0	864	30		
VOTE BY MAIL LEG DIST 15	644	118	18.3	27	0	89	2			25	0	90	3		
TOTAL VOTES LEG DIST 15	4082	1435	35.2	306	0	1091	38			285	0	1112	38		
TOTAL VOTES AT THE POLLS	3438	193	5.6	24	0	166	3			30	0	158	5		
TOTAL ABSENTEE VOTES	0	1124	0.0	255	0	836	33			230	0	864	30		
TOTAL VOTE BY MAIL VOTES	644	118	18.3	27	0	89	2			25	0	90	3		
TOTAL VOTES CAST	4082	1435	35.2	306	0	1091	38			285	0	1112	38		

C O L U M N L E G E N D

1: GRANDVIEW SCHOOL DIST. SCHOOL DIRECTOR DIST. 1 Blank Votes	4: GRANDVIEW SCHOOL DIST. SCHOOL DIRECTOR DIST. 1 Writein Votes	7: GRANDVIEW SCHOOL DIST. SCHOOL DIRECTOR DIST. 3 Blank Votes	10: GRANDVIEW SCHOOL DIST. SCHOOL DIRECTOR DIST. 3 Writein Votes
2: GRANDVIEW SCHOOL DIST. SCHOOL DIRECTOR DIST. 1 Over Votes	5:	8: GRANDVIEW SCHOOL DIST. SCHOOL DIRECTOR DIST. 3 Over Votes	11:
3: GRANDVIEW SCHOOL DIST. SCHOOL DIRECTOR DIST. 1 LYDIA MORENO NP	6:	9: GRANDVIEW SCHOOL DIST. SCHOOL DIRECTOR DIST. 3 TONY GONZALEZ NP	12:

Precinct	Voters	Trnout	Pct	1	2	3	4	5	6	7	8	9	10	11	12
GRANDVIEW 0301	196	50	25.5	1	0	47	2								
GRANDVIEW 0302	782	47	6.0	5	0	42	0								
GRANDVIEW 0303	719	38	5.3	0	0	37	1								
GRANDVIEW 0304	139	22	15.8	5	0	17	0								
GRANDVIEW 0305	20	4	20.0	0	0	4	0								
GRANDVIEW 0306	757	46	6.1	4	0	41	1								
BELMA 3101	1079	56	5.2	11	0	45	0								
N GRANDVIEW 4105	289	42	14.5	9	0	33	0								
SUNNYVALLEY 4618	101	6	5.9	0	0	6	0								
ABSENTEE PRECINCT 0301	0	20	0.0	3	0	14	3								
ABSENTEE PRECINCT 0302	0	167	0.0	26	0	139	2								
ABSENTEE PRECINCT 0303	0	141	0.0	20	0	119	2								
ABSENTEE PRECINCT 0304	0	47	0.0	3	0	43	1								
ABSENTEE PRECINCT 0305	0	9	0.0	1	0	8	0								
ABSENTEE PRECINCT 0306	0	264	0.0	31	0	230	3								
ABSENTEE PRECINCT 3101	0	354	0.0	42	0	301	11								
ABSENTEE PRECINCT 4105	0	91	0.0	9	0	78	4								
ABSENTEE PRECINCT 4618	0	31	0.0	5	0	26	0								
==> Precinct Totals	4082	311	7.6	35	0	272	4								
==> Absentee Totals	0	1124	0.0	140	0	958	26								
==> Total Votes	4082	1435	35.2	175	0	1230	30								

C O L U M N L E G E N D

1: GRANDVIEW SCHOOL DIST. SCHOOL DIRECTOR DIST. 4 Blank Votes	4: GRANDVIEW SCHOOL DIST. SCHOOL DIRECTOR DIST. 4 Writein Votes	7:	10:
2: GRANDVIEW SCHOOL DIST. SCHOOL DIRECTOR DIST. 4 Over Votes	5:	8:	11:
3: GRANDVIEW SCHOOL DIST. SCHOOL DIRECTOR DIST. 4 TIMOTHY E. GROW NP	6:	9:	12:

R E C A P	Voters	Trnout	Pct	1	2	3	4	5	6	7	8	9	10	11	12
TURNOUT AT THE POLLS 13	0	0	0.0	0	0	0	0								
ABSENTEE LEG DIST 13	0	0	0.0	0	0	0	0								
VOTE BY MAIL LEG DIST 13	0	0	0.0	0	0	0	0								
TOTAL VOTES LEG DIST 13	0	0	0.0	0	0	0	0								
TURNOUT AT POLLS LEG 14	0	0	0.0	0	0	0	0								
ABSENTEE LEG DIST 14	0	0	0.0	0	0	0	0								
VOTE BY MAIL LEG DIST 14	0	0	0.0	0	0	0	0								
TOTAL VOTES LEG DIST 14	0	0	0.0	0	0	0	0								
TURNOUT AT POLLS LEG 15	3438	193	5.6	20	0	171	2								
ABSENTEE LEG DIST 15	0	1124	0.0	140	0	958	26								
VOTE BY MAIL LEG DIST 15	644	118	18.3	15	0	101	2								
TOTAL VOTES LEG DIST 15	4082	1435	35.2	175	0	1230	30								
TOTAL VOTES AT THE POLLS	3438	193	5.6	20	0	171	2								
TOTAL ABSENTEE VOTES	0	1124	0.0	140	0	958	26								
TOTAL VOTE BY MAIL VOTES	644	118	18.3	15	0	101	2								
TOTAL VOTES CAST	4082	1435	35.2	175	0	1230	30								

C O L U M N L E G E N D

1: GRANDVIEW SCHOOL DIST. SCHOOL DIRECTOR DIST. 4 Blank Votes	4: GRANDVIEW SCHOOL DIST. SCHOOL DIRECTOR DIST. 4 Writein Votes	7:	10:
2: GRANDVIEW SCHOOL DIST. SCHOOL DIRECTOR DIST. 4 Over Votes	5:	8:	11:
3: GRANDVIEW SCHOOL DIST. SCHOOL DIRECTOR DIST. 4 TIMOTHY E. GROW NP	6:	9:	12:

Precinct	Voters	Trnout	Pct	1	2	3	4	5	6	7	8	9	10	11	12
SELAH 1501	640	62	9.7	15	0	43	4			15	0	43	4		
SELAH 1502	726	116	16.0	24	0	90	2			25	0	89	2		
SELAH 1503	652	96	14.7	16	0	78	2			21	0	75	0		
SELAH 1504	744	94	12.6	22	0	71	1			20	0	73	1		
E MOXEE 3304	0	0	0.0	0	0	0	0			0	0	0	0		
E SELAH 3306	381	35	9.2	6	0	27	2			5	0	28	2		
FIRING CENTER 3504	16	6	37.5	0	0	5	1			0	0	5	1		
GLEED 3602	34	0	0.0	0	0	0	0			0	0	0	0		
LOWER WENAS 3903	1230	105	8.5	17	0	84	4			24	0	79	2		
N SELAH HGTS 4108	423	82	19.4	20	1	61	0			22	0	58	2		
N SELAH 4112	786	72	9.2	12	0	56	4			15	0	55	2		
N WENAS 4115	0	0	0.0	0	0	0	0			0	0	0	0		
POMONA 4402	627	53	8.5	10	0	43	0			10	0	41	2		
SELAH CENTRAL 4602	407	51	12.5	8	0	43	0			11	0	40	0		
SELAH EXTENSION 4603	1403	133	9.5	29	0	101	3			27	0	105	1		
SELAH RURAL 4604	267	46	17.2	13	0	30	3			14	0	29	3		
SELAH LOOP 4608	234	36	15.4	6	0	29	1			7	0	28	1		
S WENAS 4625	9	4	44.4	0	0	4	0			0	0	4	0		
W SELAH 5016	323	34	10.5	4	0	29	1			4	0	28	2		
ABSENTEE PRECINCT 1501	0	161	0.0	32	0	126	3			31	0	128	2		
ABSENTEE PRECINCT 1502	0	235	0.0	49	0	184	2			48	0	184	3		
ABSENTEE PRECINCT 1503	0	248	0.0	41	0	204	3			46	0	197	5		
ABSENTEE PRECINCT 1504	0	252	0.0	48	0	196	8			50	0	195	7		
ABSENTEE PRECINCT 3304	0	0	0.0	0	0	0	0			0	0	0	0		
ABSENTEE PRECINCT 3306	0	90	0.0	10	0	76	4			13	0	75	2		
ABSENTEE PRECINCT 3602	0	16	0.0	1	0	15	0			2	1	13	0		
ABSENTEE PRECINCT 3903	0	367	0.0	73	0	281	13			88	0	269	10		
ABSENTEE PRECINCT 4108	0	150	0.0	32	0	117	1			34	0	114	2		
ABSENTEE PRECINCT 4112	0	268	0.0	31	0	230	7			34	0	227	7		
ABSENTEE PRECINCT 4115	0	2	0.0	0	0	2	0			0	0	2	0		
ABSENTEE PRECINCT 4402	0	181	0.0	38	0	139	4			42	0	135	4		
ABSENTEE PRECINCT 4602	0	108	0.0	22	0	84	2			25	0	81	2		
ABSENTEE PRECINCT 4603	0	456	0.0	117	0	335	4			112	0	337	7		
ABSENTEE PRECINCT 4604	0	83	0.0	19	0	63	1			21	0	61	1		
ABSENTEE PRECINCT 4608	0	86	0.0	18	0	66	2			22	0	63	1		
ABSENTEE PRECINCT 5016	0	83	0.0	29	0	54	0			28	0	55	0		
==> Precinct Totals	8902	1025	11.5	202	1	794	28			220	0	780	25		

C O L U M N L E G E N D

1: SELAH SCHOOL DIST. SCHOOL DIRECTOR DIST. 1 Blank Votes	4: SELAH SCHOOL DIST. SCHOOL DIRECTOR DIST. 1 Writein Votes	7: SELAH SCHOOL DIST. SCHOOL DIRECTOR DIST. 3 Blank Votes	10: SELAH SCHOOL DIST. SCHOOL DIRECTOR DIST. 3 Writein Votes
2: SELAH SCHOOL DIST. SCHOOL DIRECTOR DIST. 1 Over Votes	5:	8: SELAH SCHOOL DIST. SCHOOL DIRECTOR DIST. 3 Over Votes	11:
3: SELAH SCHOOL DIST. SCHOOL DIRECTOR DIST. 1 FRANCES HARRIS NP	6:	9: SELAH SCHOOL DIST. SCHOOL DIRECTOR DIST. 3 TODD V. TREPANIER NP	12:

Precinct	Voters	Trnout	Pct	1	2	3	4	5	6	7	8	9	10	11	12
==> Absentee Totals	0	2786	0.0	560	0	2172	54			596	1	2136	53		
==> Total Votes	8902	3811	42.8	762	1	2966	82			816	1	2916	78		

C O L U M N L E G E N D

1: SELAH SCHOOL DIST. SCHOOL DIRECTOR DIST. 1 Blank Votes	4: SELAH SCHOOL DIST. SCHOOL DIRECTOR DIST. 1 Writein Votes	7: SELAH SCHOOL DIST. SCHOOL DIRECTOR DIST. 3 Blank Votes	10: SELAH SCHOOL DIST. SCHOOL DIRECTOR DIST. 3 Writein Votes
2: SELAH SCHOOL DIST. SCHOOL DIRECTOR DIST. 1 Over Votes	5:	8: SELAH SCHOOL DIST. SCHOOL DIRECTOR DIST. 3 Over Votes	11:
3: SELAH SCHOOL DIST. SCHOOL DIRECTOR DIST. 1 FRANCES HARRIS NP	6:	9: SELAH SCHOOL DIST. SCHOOL DIRECTOR DIST. 3 TODD V. TREPANIER NP	12:

R E C A P	Voters	Trnout	Pct	1	2	3	4	5	6	7	8	9	10	11	12
TURNOUT AT THE POLLS 13	4427	398	9.0	74	0	311	13			81	0	308	9		
ABSENTEE LEG DIST 13	0	1555	0.0	320	0	1201	34			342	0	1181	32		
VOTE BY MAIL LEG DIST 13	755	95	12.6	12	0	81	2			15	0	77	3		
TOTAL VOTES LEG DIST 13	5182	2048	39.5	406	0	1593	49			438	0	1566	44		
TURNOUT AT POLLS LEG 14	2796	368	13.2	77	0	282	9			81	0	280	7		
ABSENTEE LEG DIST 14	0	1231	0.0	240	0	971	20			254	1	955	21		
VOTE BY MAIL LEG DIST 14	924	164	17.7	39	1	120	4			43	0	115	6		
TOTAL VOTES LEG DIST 14	3720	1763	47.4	356	1	1373	33			378	1	1350	34		
TURNOUT AT POLLS LEG 15	0	0	0.0	0	0	0	0			0	0	0	0		
ABSENTEE LEG DIST 15	0	0	0.0	0	0	0	0			0	0	0	0		
VOTE BY MAIL LEG DIST 15	0	0	0.0	0	0	0	0			0	0	0	0		
TOTAL VOTES LEG DIST 15	0	0	0.0	0	0	0	0			0	0	0	0		
TOTAL VOTES AT THE POLLS	7223	766	10.6	151	0	593	22			162	0	588	16		
TOTAL ABSENTEE VOTES	0	2786	0.0	560	0	2172	54			596	1	2136	53		
TOTAL VOTE BY MAIL VOTES	1679	259	15.4	51	1	201	6			58	0	192	9		
TOTAL VOTES CAST	8902	3811	42.8	762	1	2966	82			816	1	2916	78		

C O L U M N L E G E N D

1: SELAH SCHOOL DIST. SCHOOL DIRECTOR DIST. 1 Blank Votes	4: SELAH SCHOOL DIST. SCHOOL DIRECTOR DIST. 1 Writein Votes	7: SELAH SCHOOL DIST. SCHOOL DIRECTOR DIST. 3 Blank Votes	10: SELAH SCHOOL DIST. SCHOOL DIRECTOR DIST. 3 Writein Votes
2: SELAH SCHOOL DIST. SCHOOL DIRECTOR DIST. 1 Over Votes	5:	8: SELAH SCHOOL DIST. SCHOOL DIRECTOR DIST. 3 Over Votes	11:
3: SELAH SCHOOL DIST. SCHOOL DIRECTOR DIST. 1 FRANCES HARRIS NP	6:	9: SELAH SCHOOL DIST. SCHOOL DIRECTOR DIST. 3 TODD V. TREPANIER NP	12:

Precinct	Voters	Trnout	Pct	1	2	3	4	5	6	7	8	9	10	11	12
SELAH 1501	640	62	9.7	5	0	20	37	0		15	0	45	2		
SELAH 1502	726	116	16.0	9	0	37	70	0		21	0	93	2		
SELAH 1503	652	96	14.7	10	0	32	54	0		15	0	80	1		
SELAH 1504	744	94	12.6	9	0	41	44	0		22	0	71	1		
E MOXEE 3304	0	0	0.0	0	0	0	0	0		0	0	0	0		
E SELAH 3306	381	35	9.2	3	0	7	25	0		5	0	29	1		
FIRING CENTER 3504	16	6	37.5	0	0	2	3	1		0	0	5	1		
GLEED 3602	34	0	0.0	0	0	0	0	0		0	0	0	0		
LOWER WENAS 3903	1230	105	8.5	15	0	32	58	0		22	0	81	2		
N SELAH HGTS 4108	423	82	19.4	18	0	27	37	0		18	0	63	1		
N SELAH 4112	786	72	9.2	9	0	21	41	1		13	0	54	5		
N WENAS 4115	0	0	0.0	0	0	0	0	0		0	0	0	0		
POMONA 4402	627	53	8.5	6	0	16	30	1		9	0	43	1		
SELAH CENTRAL 4602	407	51	12.5	2	0	13	36	0		6	0	45	0		
SELAH EXTENSION 4603	1403	133	9.5	19	0	46	67	1		26	0	106	1		
SELAH RURAL 4604	267	46	17.2	8	1	15	21	1		13	0	31	2		
SELAH LOOP 4608	234	36	15.4	5	0	16	14	1		8	0	27	1		
S WENAS 4625	9	4	44.4	0	0	0	4	0		0	0	4	0		
W SELAH 5016	323	34	10.5	2	0	9	21	2		5	0	27	2		
ABSENTEE PRECINCT 1501	0	161	0.0	18	0	55	88	0		25	0	133	3		
ABSENTEE PRECINCT 1502	0	235	0.0	28	0	51	154	2		52	0	179	4		
ABSENTEE PRECINCT 1503	0	248	0.0	35	0	77	132	4		37	0	206	5		
ABSENTEE PRECINCT 1504	0	252	0.0	26	1	70	151	4		54	0	191	7		
ABSENTEE PRECINCT 3304	0	0	0.0	0	0	0	0	0		0	0	0	0		
ABSENTEE PRECINCT 3306	0	90	0.0	9	0	23	57	1		10	0	79	1		
ABSENTEE PRECINCT 3602	0	16	0.0	4	0	1	11	0		0	0	16	0		
ABSENTEE PRECINCT 3903	0	367	0.0	71	0	73	215	8		82	0	276	9		
ABSENTEE PRECINCT 4108	0	150	0.0	20	1	34	95	0		30	0	118	2		
ABSENTEE PRECINCT 4112	0	268	0.0	33	0	65	161	9		35	0	223	10		
ABSENTEE PRECINCT 4115	0	2	0.0	1	0	0	1	0		0	0	2	0		
ABSENTEE PRECINCT 4402	0	181	0.0	34	0	45	98	4		33	0	144	4		
ABSENTEE PRECINCT 4602	0	108	0.0	16	0	33	59	0		24	0	80	4		
ABSENTEE PRECINCT 4603	0	456	0.0	74	0	114	263	5		111	0	338	7		
ABSENTEE PRECINCT 4604	0	83	0.0	14	0	21	48	0		19	0	62	2		
ABSENTEE PRECINCT 4608	0	86	0.0	13	0	29	44	0		20	0	64	2		
ABSENTEE PRECINCT 5016	0	83	0.0	15	0	20	45	3		26	0	57	0		
==> Precinct Totals	8902	1025	11.5	120	1	334	562	8		198	0	804	23		

C O L U M N L E G E N D

1: SELAH SCHOOL DIST. SCHOOL DIRECTOR DIST. 4 Blank Votes	4: SELAH SCHOOL DIST. SCHOOL DIRECTOR DIST. 4 WENDY L. CULVER NP	7: SELAH SCHOOL DIST. SCHOOL DIRECTOR DIST. 5 Blank Votes	10: SELAH SCHOOL DIST. SCHOOL DIRECTOR DIST. 5 Writein Votes
2: SELAH SCHOOL DIST. SCHOOL DIRECTOR DIST. 4 Over Votes	5: SELAH SCHOOL DIST. SCHOOL DIRECTOR DIST. 4 Writein Votes	8: SELAH SCHOOL DIST. SCHOOL DIRECTOR DIST. 5 Over Votes	11:
3: SELAH SCHOOL DIST. SCHOOL DIRECTOR DIST. 4 MARK BLORE NP	6:	9: SELAH SCHOOL DIST. SCHOOL DIRECTOR DIST. 5 ANN M. WASHUT NP	12:

Precinct	Voters	Trnout	Pct	1	2	3	4	5	6	7	8	9	10	11	12
==> Absentee Totals	0	2786	0.0	411	2	711	1622	40		558	0	2168	60		
==> Total Votes	8902	3811	42.8	531	3	1045	2184	48		756	0	2972	83		

C O L U M N L E G E N D

1: SELAH SCHOOL DIST. SCHOOL DIRECTOR DIST. 4 Blank Votes	4: SELAH SCHOOL DIST. SCHOOL DIRECTOR DIST. 4 WENDY L. CULVER NP	7: SELAH SCHOOL DIST. SCHOOL DIRECTOR DIST. 5 Blank Votes	10: SELAH SCHOOL DIST. SCHOOL DIRECTOR DIST. 5 Writein Votes
2: SELAH SCHOOL DIST. SCHOOL DIRECTOR DIST. 4 Over Votes	5: SELAH SCHOOL DIST. SCHOOL DIRECTOR DIST. 4 Writein Votes	8: SELAH SCHOOL DIST. SCHOOL DIRECTOR DIST. 5 Over Votes	11:
3: SELAH SCHOOL DIST. SCHOOL DIRECTOR DIST. 4 MARK BLORE NP	6:	9: SELAH SCHOOL DIST. SCHOOL DIRECTOR DIST. 5 ANN M. WASHUT NP	12:

R E C A P	Voters	Trnout	Pct	1	2	3	4	5	6	7	8	9	10	11	12
TURNOUT AT THE POLLS 13	4427	398	9.0	52	0	122	221	3		75	0	313	10		
ABSENTEE LEG DIST 13	0	1555	0.0	253	0	373	899	30		321	0	1199	35		
VOTE BY MAIL LEG DIST 13	755	95	12.6	4	0	24	64	3		11	0	81	3		
TOTAL VOTES LEG DIST 13	5182	2048	39.5	309	0	519	1184	36		407	0	1593	48		
TURNOUT AT POLLS LEG 14	2796	368	13.2	33	0	130	205	0		73	0	289	6		
ABSENTEE LEG DIST 14	0	1231	0.0	158	2	338	723	10		237	0	969	25		
VOTE BY MAIL LEG DIST 14	924	164	17.7	31	1	58	72	2		39	0	121	4		
TOTAL VOTES LEG DIST 14	3720	1763	47.4	222	3	526	1000	12		349	0	1379	35		
TURNOUT AT POLLS LEG 15	0	0	0.0	0	0	0	0	0		0	0	0	0		
ABSENTEE LEG DIST 15	0	0	0.0	0	0	0	0	0		0	0	0	0		
VOTE BY MAIL LEG DIST 15	0	0	0.0	0	0	0	0	0		0	0	0	0		
TOTAL VOTES LEG DIST 15	0	0	0.0	0	0	0	0	0		0	0	0	0		
TOTAL VOTES AT THE POLLS	7223	766	10.6	85	0	252	426	3		148	0	602	16		
TOTAL ABSENTEE VOTES	0	2786	0.0	411	2	711	1622	40		558	0	2168	60		
TOTAL VOTE BY MAIL VOTES	1679	259	15.4	35	1	82	136	5		50	0	202	7		
TOTAL VOTES CAST	8902	3811	42.8	531	3	1045	2184	48		756	0	2972	83		

C O L U M N L E G E N D

1: SELAH SCHOOL DIST. SCHOOL DIRECTOR DIST. 4 Blank Votes	4: SELAH SCHOOL DIST. SCHOOL DIRECTOR DIST. 4 WENDY L. CULVER NP	7: SELAH SCHOOL DIST. SCHOOL DIRECTOR DIST. 5 Blank Votes	10: SELAH SCHOOL DIST. SCHOOL DIRECTOR DIST. 5 Writein Votes
2: SELAH SCHOOL DIST. SCHOOL DIRECTOR DIST. 4 Over Votes	5: SELAH SCHOOL DIST. SCHOOL DIRECTOR DIST. 4 Writein Votes	8: SELAH SCHOOL DIST. SCHOOL DIRECTOR DIST. 5 Over Votes	11:
3: SELAH SCHOOL DIST. SCHOOL DIRECTOR DIST. 4 MARK BLORE NP	6:	9: SELAH SCHOOL DIST. SCHOOL DIRECTOR DIST. 5 ANN M. WASHUT NP	12:

Precinct	Voters	Trnout	Pct	1	2	3	4	5	6	7	8	9	10	11	12
MABTON 0901	473	30	6.3	3	0	24	3			2	0	23	5		
BYRON 3105	68	11	16.2	2	0	9	0			2	0	9	0		
GLADE 3601	21	14	66.7	2	0	12	0			0	0	14	0		
MABTON RURAL 4002	345	30	8.7	7	0	22	1			5	0	25	0		
ABSENTEE PRECINCT 0901	0	79	0.0	10	0	65	4			9	0	70	0		
ABSENTEE PRECINCT 3105	0	11	0.0	3	0	7	1			3	0	8	0		
ABSENTEE PRECINCT 3601	0	4	0.0	2	0	2	0			1	0	3	0		
ABSENTEE PRECINCT 4002	0	60	0.0	19	0	41	0			15	0	45	0		
==> Precinct Totals	907	85	9.4	14	0	67	4			9	0	71	5		
==> Absentee Totals	0	154	0.0	34	0	115	5			28	0	126	0		
==> Total Votes	907	239	26.4	48	0	182	9			37	0	197	5		

C O L U M N L E G E N D

1: MABTON SCHOOL DIST. SCHOOL DIRECTOR DIST. 1 Blank Votes	4: MABTON SCHOOL DIST. SCHOOL DIRECTOR DIST. 1 Writein Votes	7: MABTON SCHOOL DIST. SCHOOL DIRECTOR DIST. 2 Blank Votes	10: MABTON SCHOOL DIST. SCHOOL DIRECTOR DIST. 2 Writein Votes
2: MABTON SCHOOL DIST. SCHOOL DIRECTOR DIST. 1 Over Votes	5:	8: MABTON SCHOOL DIST. SCHOOL DIRECTOR DIST. 2 Over Votes	11:
3: MABTON SCHOOL DIST. SCHOOL DIRECTOR DIST. 1 RAFAEL SAGRERO NP	6:	9: MABTON SCHOOL DIST. SCHOOL DIRECTOR DIST. 2 KEN STOWELL NP	12:

R E C A P	Voters	Trnout	Pct	1	2	3	4	5	6	7	8	9	10	11	12
TURNOUT AT THE POLLS 13	0	0	0.0	0	0	0	0			0	0	0	0		
ABSENTEE LEG DIST 13	0	0	0.0	0	0	0	0			0	0	0	0		
VOTE BY MAIL LEG DIST 13	0	0	0.0	0	0	0	0			0	0	0	0		
TOTAL VOTES LEG DIST 13	0	0	0.0	0	0	0	0			0	0	0	0		
TURNOUT AT POLLS LEG 14	0	0	0.0	0	0	0	0			0	0	0	0		
ABSENTEE LEG DIST 14	0	0	0.0	0	0	0	0			0	0	0	0		
VOTE BY MAIL LEG DIST 14	0	0	0.0	0	0	0	0			0	0	0	0		
TOTAL VOTES LEG DIST 14	0	0	0.0	0	0	0	0			0	0	0	0		
TURNOUT AT POLLS LEG 15	818	60	7.3	10	0	46	4			7	0	48	5		
ABSENTEE LEG DIST 15	0	154	0.0	34	0	115	5			28	0	126	0		
VOTE BY MAIL LEG DIST 15	89	25	28.1	4	0	21	0			2	0	23	0		
TOTAL VOTES LEG DIST 15	907	239	26.4	48	0	182	9			37	0	197	5		
TOTAL VOTES AT THE POLLS	818	60	7.3	10	0	46	4			7	0	48	5		
TOTAL ABSENTEE VOTES	0	154	0.0	34	0	115	5			28	0	126	0		
TOTAL VOTE BY MAIL VOTES	89	25	28.1	4	0	21	0			2	0	23	0		
TOTAL VOTES CAST	907	239	26.4	48	0	182	9			37	0	197	5		

C O L U M N L E G E N D

1: MABTON SCHOOL DIST.
SCHOOL DIRECTOR DIST. 1
Blank Votes

4: MABTON SCHOOL DIST.
SCHOOL DIRECTOR DIST. 1
Writein Votes

7: MABTON SCHOOL DIST.
SCHOOL DIRECTOR DIST. 2
Blank Votes

10: MABTON SCHOOL DIST.
SCHOOL DIRECTOR DIST. 2
Writein Votes

2: MABTON SCHOOL DIST.
SCHOOL DIRECTOR DIST. 1
Over Votes

5:

8: MABTON SCHOOL DIST.
SCHOOL DIRECTOR DIST. 2
Over Votes

11:

3: MABTON SCHOOL DIST.
SCHOOL DIRECTOR DIST. 1
RAFAEL SAGRERO NP

6:

9: MABTON SCHOOL DIST.
SCHOOL DIRECTOR DIST. 2
KEN STOWELL NP

12:

Precinct	Voters	Trnout	Pct	1	2	3	4	5	6	7	8	9	10	11	12
MABTON 0901	473	30	6.3	3	0	24	3								
BYRON 3105	68	11	16.2	1	0	10	0								
GLADE 3601	21	14	66.7	0	0	14	0								
MABTON RURAL 4002	345	30	8.7	3	0	26	1								
ABSENTEE PRECINCT 0901	0	79	0.0	10	0	66	3								
ABSENTEE PRECINCT 3105	0	11	0.0	4	0	7	0								
ABSENTEE PRECINCT 3601	0	4	0.0	2	0	2	0								
ABSENTEE PRECINCT 4002	0	60	0.0	16	0	42	2								
==> Precinct Totals	907	85	9.4	7	0	74	4								
==> Absentee Totals	0	154	0.0	32	0	117	5								
==> Total Votes	907	239	26.4	39	0	191	9								

C O L U M N L E G E N D

1: MABTON SCHOOL DIST.
SCHOOL DIRECTOR POS. 2
Blank Votes

4: MABTON SCHOOL DIST.
SCHOOL DIRECTOR POS. 2
Writein Votes

7:

10:

2: MABTON SCHOOL DIST.
SCHOOL DIRECTOR POS. 2
Over Votes

5:

8:

11:

3: MABTON SCHOOL DIST.
SCHOOL DIRECTOR POS. 2
MANUEL GUZMAN NP

6:

9:

12:

R E C A P	Voters	Trnout	Pct	1	2	3	4	5	6	7	8	9	10	11	12
TURNOUT AT THE POLLS 13	0	0	0.0	0	0	0	0								
ABSENTEE LEG DIST 13	0	0	0.0	0	0	0	0								
VOTE BY MAIL LEG DIST 13	0	0	0.0	0	0	0	0								
TOTAL VOTES LEG DIST 13	0	0	0.0	0	0	0	0								
TURNOUT AT POLLS LEG 14	0	0	0.0	0	0	0	0								
ABSENTEE LEG DIST 14	0	0	0.0	0	0	0	0								
VOTE BY MAIL LEG DIST 14	0	0	0.0	0	0	0	0								
TOTAL VOTES LEG DIST 14	0	0	0.0	0	0	0	0								
TURNOUT AT POLLS LEG 15	818	60	7.3	6	0	50	4								
ABSENTEE LEG DIST 15	0	154	0.0	32	0	117	5								
VOTE BY MAIL LEG DIST 15	89	25	28.1	1	0	24	0								
TOTAL VOTES LEG DIST 15	907	239	26.4	39	0	191	9								
TOTAL VOTES AT THE POLLS	818	60	7.3	6	0	50	4								
TOTAL ABSENTEE VOTES	0	154	0.0	32	0	117	5								
TOTAL VOTE BY MAIL VOTES	89	25	28.1	1	0	24	0								
TOTAL VOTES CAST	907	239	26.4	39	0	191	9								

C O L U M N L E G E N D

1: MABTON SCHOOL DIST.
SCHOOL DIRECTOR POS. 2
Blank Votes

4: MABTON SCHOOL DIST.
SCHOOL DIRECTOR POS. 2
Writein Votes

7:

10:

2: MABTON SCHOOL DIST.
SCHOOL DIRECTOR POS. 2
Over Votes

5:

8:

11:

3: MABTON SCHOOL DIST.
SCHOOL DIRECTOR POS. 2
MANUEL GUZMAN NP

6:

9:

12:

Precinct	Voters	Trnout	Pct	1	2	3	4	5	6	7	8	9	10	11	12
SUNNYSIDE 1701	670	51	7.6	3	0	19	29	0		1	0	18	31	1	
SUNNYSIDE 1702	15	0	0.0	0	0	0	0	0		0	0	0	0	0	
SUNNYSIDE 1703	632	68	10.8	5	0	36	27	0		5	0	17	46	0	
SUNNYSIDE 1705	657	95	14.5	2	0	50	43	0		2	0	39	54	0	
SUNNYSIDE 1706	646	30	4.6	0	0	13	16	1		3	0	14	13	0	
SUNNYSIDE 1708	566	38	6.7	2	0	24	12	0		0	0	16	22	0	
CRESCENT 3209	12	7	58.3	0	0	3	4	0		0	0	5	2	0	
E MOXEE 3304	6	0	0.0	0	0	0	0	0		0	0	0	0	0	
N SUNNYSIDE 4109	1220	119	9.8	4	0	46	68	1		1	0	25	92	1	
OUTLOOK 4303	256	55	21.5	4	0	26	25	0		7	0	17	31	0	
S SUNNYSIDE 4615	574	46	8.0	1	0	15	30	0		2	0	8	36	0	
SUNNYVALLEY 4618	420	45	10.7	1	0	17	27	0		2	0	13	30	0	
S OUTLOOK 4628	203	44	21.7	7	0	19	18	0		4	0	11	29	0	
WANETA 5001	226	49	21.7	0	0	21	28	0		2	0	19	28	0	
ABSENTEE PRECINCT 1701	0	153	0.0	10	0	71	72	0		5	0	61	85	2	
ABSENTEE PRECINCT 1702	0	8	0.0	0	0	4	4	0		0	0	3	5	0	
ABSENTEE PRECINCT 1703	0	205	0.0	11	2	120	72	0		14	0	49	141	1	
ABSENTEE PRECINCT 1705	0	260	0.0	8	0	128	124	0		5	0	60	195	0	
ABSENTEE PRECINCT 1706	0	171	0.0	8	0	100	63	0		6	0	53	111	1	
ABSENTEE PRECINCT 1708	0	114	0.0	3	0	67	44	0		5	0	38	71	0	
ABSENTEE PRECINCT 3304	0	0	0.0	0	0	0	0	0		0	0	0	0	0	
ABSENTEE PRECINCT 4109	0	383	0.0	18	0	186	178	1		17	0	99	267	0	
ABSENTEE PRECINCT 4303	0	85	0.0	6	0	38	40	1		5	0	15	64	1	
ABSENTEE PRECINCT 4615	0	190	0.0	14	0	104	72	0		11	0	44	134	1	
ABSENTEE PRECINCT 4618	0	118	0.0	6	0	53	59	0		3	0	28	87	0	
ABSENTEE PRECINCT 4628	0	31	0.0	3	0	7	21	0		2	0	5	24	0	
ABSENTEE PRECINCT 5001	0	32	0.0	2	0	15	15	0		0	1	16	15	0	
==> Precinct Totals	6103	647	10.6	29	0	289	327	2		29	0	202	414	2	
==> Absentee Totals	0	1750	0.0	89	2	893	764	2		73	1	471	1199	6	
==> Total Votes	6103	2397	39.3	118	2	1182	1091	4		102	1	673	1613	8	

C O L U M N L E G E N D

1: SUNNYSIDE SCHOOL DIST. SCHOOL DIRECTOR DIST. 1 Blank Votes	4: SUNNYSIDE SCHOOL DIST. SCHOOL DIRECTOR DIST. 1 LARRY PANGLE NP	7: SUNNYSIDE SCHOOL DIST. SCHOOL DIRECTOR DIST. 4 Blank Votes	10: SUNNYSIDE SCHOOL DIST. SCHOOL DIRECTOR DIST. 4 FREDRICK KILIAN NP
2: SUNNYSIDE SCHOOL DIST. SCHOOL DIRECTOR DIST. 1 Over Votes	5: SUNNYSIDE SCHOOL DIST. SCHOOL DIRECTOR DIST. 1 Writein Votes	8: SUNNYSIDE SCHOOL DIST. SCHOOL DIRECTOR DIST. 4 Over Votes	11: SUNNYSIDE SCHOOL DIST. SCHOOL DIRECTOR DIST. 4 Writein Votes
3: SUNNYSIDE SCHOOL DIST. SCHOOL DIRECTOR DIST. 1 ANDI BIEBER NP	6:	9: SUNNYSIDE SCHOOL DIST. SCHOOL DIRECTOR DIST. 4 DARIA M-MILLER NP	12:

R E C A P	Voters	Trnout	Pct	1	2	3	4	5	6	7	8	9	10	11	12
TURNOUT AT THE POLLS 13	0	0	0.0	0	0	0	0	0		0	0	0	0	0	
ABSENTEE LEG DIST 13	0	0	0.0	0	0	0	0	0		0	0	0	0	0	
VOTE BY MAIL LEG DIST 13	0	0	0.0	0	0	0	0	0		0	0	0	0	0	
TOTAL VOTES LEG DIST 13	0	0	0.0	0	0	0	0	0		0	0	0	0	0	
TURNOUT AT POLLS LEG 14	0	0	0.0	0	0	0	0	0		0	0	0	0	0	
ABSENTEE LEG DIST 14	0	0	0.0	0	0	0	0	0		0	0	0	0	0	
VOTE BY MAIL LEG DIST 14	0	0	0.0	0	0	0	0	0		0	0	0	0	0	
TOTAL VOTES LEG DIST 14	0	0	0.0	0	0	0	0	0		0	0	0	0	0	
TURNOUT AT POLLS LEG 15	5391	492	9.1	18	0	220	252	2		16	0	150	324	2	
ABSENTEE LEG DIST 15	0	1750	0.0	89	2	893	764	2		73	1	471	1199	6	
VOTE BY MAIL LEG DIST 15	712	155	21.8	11	0	69	75	0		13	0	52	90	0	
TOTAL VOTES LEG DIST 15	6103	2397	39.3	118	2	1182	1091	4		102	1	673	1613	8	
TOTAL VOTES AT THE POLLS	5391	492	9.1	18	0	220	252	2		16	0	150	324	2	
TOTAL ABSENTEE VOTES	0	1750	0.0	89	2	893	764	2		73	1	471	1199	6	
TOTAL VOTE BY MAIL VOTES	712	155	21.8	11	0	69	75	0		13	0	52	90	0	
TOTAL VOTES CAST	6103	2397	39.3	118	2	1182	1091	4		102	1	673	1613	8	

C O L U M N L E G E N D

1: SUNNYSIDE SCHOOL DIST.
SCHOOL DIRECTOR DIST. 1
Blank Votes

4: SUNNYSIDE SCHOOL DIST.
SCHOOL DIRECTOR DIST. 1
LARRY PANGLE NP

7: SUNNYSIDE SCHOOL DIST.
SCHOOL DIRECTOR DIST. 4
Blank Votes

10: SUNNYSIDE SCHOOL DIST.
SCHOOL DIRECTOR DIST. 4
FREDRICK KILIAN NP

2: SUNNYSIDE SCHOOL DIST.
SCHOOL DIRECTOR DIST. 1
Over Votes

5: SUNNYSIDE SCHOOL DIST.
SCHOOL DIRECTOR DIST. 1
Writein Votes

8: SUNNYSIDE SCHOOL DIST.
SCHOOL DIRECTOR DIST. 4
Over Votes

11: SUNNYSIDE SCHOOL DIST.
SCHOOL DIRECTOR DIST. 4
Writein Votes

3: SUNNYSIDE SCHOOL DIST.
SCHOOL DIRECTOR DIST. 1
ANDI BIEBER NP

6:

9: SUNNYSIDE SCHOOL DIST.
SCHOOL DIRECTOR DIST. 4
DARIA M-MILLER NP

12:

Precinct	Voters	Trnout	Pct	1	2	3	4	5	6	7	8	9	10	11	12
SUNNYSIDE 1701	670	51	7.6	1	0	23	26	1							
SUNNYSIDE 1702	15	0	0.0	0	0	0	0	0							
SUNNYSIDE 1703	632	68	10.8	5	0	18	44	1							
SUNNYSIDE 1705	657	95	14.5	3	0	44	48	0							
SUNNYSIDE 1706	646	30	4.6	1	0	11	18	0							
SUNNYSIDE 1708	566	38	6.7	0	0	16	22	0							
CRESCENT 3209	12	7	58.3	0	0	2	5	0							
E MOXEE 3304	6	0	0.0	0	0	0	0	0							
N SUNNYSIDE 4109	1220	119	9.8	8	0	30	81	0							
OUTLOOK 4303	256	55	21.5	7	0	11	37	0							
S SUNNYSIDE 4615	574	46	8.0	1	0	11	34	0							
SUNNYVALLEY 4618	420	45	10.7	1	0	13	31	0							
S OUTLOOK 4628	203	44	21.7	6	0	12	26	0							
WANETA 5001	226	49	21.7	2	0	14	33	0							
ABSENTEE PRECINCT 1701	0	153	0.0	9	0	49	94	1							
ABSENTEE PRECINCT 1702	0	8	0.0	0	0	1	7	0							
ABSENTEE PRECINCT 1703	0	205	0.0	12	0	38	155	0							
ABSENTEE PRECINCT 1705	0	260	0.0	13	0	57	190	0							
ABSENTEE PRECINCT 1706	0	171	0.0	11	0	67	92	1							
ABSENTEE PRECINCT 1708	0	114	0.0	2	0	43	69	0							
ABSENTEE PRECINCT 3304	0	0	0.0	0	0	0	0	0							
ABSENTEE PRECINCT 4109	0	383	0.0	30	0	76	277	0							
ABSENTEE PRECINCT 4303	0	85	0.0	6	0	14	64	1							
ABSENTEE PRECINCT 4615	0	190	0.0	11	0	39	139	1							
ABSENTEE PRECINCT 4618	0	118	0.0	6	0	31	81	0							
ABSENTEE PRECINCT 4628	0	31	0.0	3	0	5	23	0							
ABSENTEE PRECINCT 5001	0	32	0.0	0	0	16	16	0							
==> Precinct Totals	6103	647	10.6	35	0	205	405	2							
==> Absentee Totals	0	1750	0.0	103	0	436	1207	4							
==> Total Votes	6103	2397	39.3	138	0	641	1612	6							

C O L U M N L E G E N D

1: SUNNYSIDE SCHOOL DIST. SCHOOL DIRECTOR DIST. 5 Blank Votes	4: SUNNYSIDE SCHOOL DIST. SCHOOL DIRECTOR DIST. 5 BILL SMITH NP	7:	10:
2: SUNNYSIDE SCHOOL DIST. SCHOOL DIRECTOR DIST. 5 Over Votes	5: SUNNYSIDE SCHOOL DIST. SCHOOL DIRECTOR DIST. 5 Writein Votes	8:	11:
3: SUNNYSIDE SCHOOL DIST. SCHOOL DIRECTOR DIST. 5 MIGUEL PUENTE NP	6:	9:	12:

R E C A P	Voters	Trnout	Pct	1	2	3	4	5	6	7	8	9	10	11	12
TURNOUT AT THE POLLS 13	0	0	0.0	0	0	0	0	0							
ABSENTEE LEG DIST 13	0	0	0.0	0	0	0	0	0							
VOTE BY MAIL LEG DIST 13	0	0	0.0	0	0	0	0	0							
TOTAL VOTES LEG DIST 13	0	0	0.0	0	0	0	0	0							
TURNOUT AT POLLS LEG 14	0	0	0.0	0	0	0	0	0							
ABSENTEE LEG DIST 14	0	0	0.0	0	0	0	0	0							
VOTE BY MAIL LEG DIST 14	0	0	0.0	0	0	0	0	0							
TOTAL VOTES LEG DIST 14	0	0	0.0	0	0	0	0	0							
TURNOUT AT POLLS LEG 15	5391	492	9.1	20	0	166	304	2							
ABSENTEE LEG DIST 15	0	1750	0.0	103	0	436	1207	4							
VOTE BY MAIL LEG DIST 15	712	155	21.8	15	0	39	101	0							
TOTAL VOTES LEG DIST 15	6103	2397	39.3	138	0	641	1612	6							
TOTAL VOTES AT THE POLLS	5391	492	9.1	20	0	166	304	2							
TOTAL ABSENTEE VOTES	0	1750	0.0	103	0	436	1207	4							
TOTAL VOTE BY MAIL VOTES	712	155	21.8	15	0	39	101	0							
TOTAL VOTES CAST	6103	2397	39.3	138	0	641	1612	6							

C O L U M N L E G E N D

1: SUNNYSIDE SCHOOL DIST.
SCHOOL DIRECTOR DIST. 5
Blank Votes

4: SUNNYSIDE SCHOOL DIST.
SCHOOL DIRECTOR DIST. 5
BILL SMITH NP

7:

10:

2: SUNNYSIDE SCHOOL DIST.
SCHOOL DIRECTOR DIST. 5
Over Votes

5: SUNNYSIDE SCHOOL DIST.
SCHOOL DIRECTOR DIST. 5
Writein Votes

8:

11:

3: SUNNYSIDE SCHOOL DIST.
SCHOOL DIRECTOR DIST. 5
MIGUEL PUENTE NP

6:

9:

12:

Precinct	Voters	Trnout	Pct	1	2	3	4	5	6	7	8	9	10	11	12
TOPPENISH 2101	1216	75	6.2	11	0	62	2			12	0	54	9		
TOPPENISH 2103	924	38	4.1	4	0	33	1			8	0	25	5		
BUENA 3104	535	37	6.9	14	0	23	0			11	0	25	1		
E TOPPENISH 3309	995	36	3.6	5	0	30	1			9	0	23	4		
MCKINLEY 4001	202	10	5.0	1	0	9	0			2	0	7	1		
ABSENTEE PRECINCT 2101	0	336	0.0	53	0	269	14			74	0	243	19		
ABSENTEE PRECINCT 2103	0	179	0.0	21	1	149	8			33	0	134	12		
ABSENTEE PRECINCT 3104	0	175	0.0	31	0	139	5			32	0	139	4		
ABSENTEE PRECINCT 3309	0	236	0.0	47	0	183	6			54	0	170	12		
ABSENTEE PRECINCT 4001	0	45	0.0	3	0	39	3			9	0	32	4		
==> Precinct Totals	3872	196	5.1	35	0	157	4			42	0	134	20		
==> Absentee Totals	0	971	0.0	155	1	779	36			202	0	718	51		
==> Total Votes	3872	1167	30.1	190	1	936	40			244	0	852	71		

C O L U M N L E G E N D

1: TOPPENISH SCHOOL DIST.
SCHOOL DIRECTOR DIST. 1
Blank Votes

4: TOPPENISH SCHOOL DIST.
SCHOOL DIRECTOR DIST. 1
Writein Votes

7: TOPPENISH SCHOOL DIST.
SCHOOL DIRECTOR DIST. 2
Blank Votes

10: TOPPENISH SCHOOL DIST.
SCHOOL DIRECTOR DIST. 2
Writein Votes

2: TOPPENISH SCHOOL DIST.
SCHOOL DIRECTOR DIST. 1
Over Votes

5:

8: TOPPENISH SCHOOL DIST.
SCHOOL DIRECTOR DIST. 2
Over Votes

11:

3: TOPPENISH SCHOOL DIST.
SCHOOL DIRECTOR DIST. 1
RICK L. SCHUTZ NP

6:

9: TOPPENISH SCHOOL DIST.
SCHOOL DIRECTOR DIST. 2
BILL ROGERS NP

12:

R E C A P	Voters	Trnout	Pct	1	2	3	4	5	6	7	8	9	10	11	12
TURNOUT AT THE POLLS 13	0	0	0.0	0	0	0	0			0	0	0	0		
ABSENTEE LEG DIST 13	0	0	0.0	0	0	0	0			0	0	0	0		
VOTE BY MAIL LEG DIST 13	0	0	0.0	0	0	0	0			0	0	0	0		
TOTAL VOTES LEG DIST 13	0	0	0.0	0	0	0	0			0	0	0	0		
TURNOUT AT POLLS LEG 14	0	0	0.0	0	0	0	0			0	0	0	0		
ABSENTEE LEG DIST 14	0	0	0.0	0	0	0	0			0	0	0	0		
VOTE BY MAIL LEG DIST 14	0	0	0.0	0	0	0	0			0	0	0	0		
TOTAL VOTES LEG DIST 14	0	0	0.0	0	0	0	0			0	0	0	0		
TURNOUT AT POLLS LEG 15	3872	196	5.1	35	0	157	4			42	0	134	20		
ABSENTEE LEG DIST 15	0	971	0.0	155	1	779	36			202	0	718	51		
VOTE BY MAIL LEG DIST 15	0	0	0.0	0	0	0	0			0	0	0	0		
TOTAL VOTES LEG DIST 15	3872	1167	30.1	190	1	936	40			244	0	852	71		
TOTAL VOTES AT THE POLLS	3872	196	5.1	35	0	157	4			42	0	134	20		
TOTAL ABSENTEE VOTES	0	971	0.0	155	1	779	36			202	0	718	51		
TOTAL VOTE BY MAIL VOTES	0	0	0.0	0	0	0	0			0	0	0	0		
TOTAL VOTES CAST	3872	1167	30.1	190	1	936	40			244	0	852	71		

C O L U M N L E G E N D

1: TOPPENISH SCHOOL DIST. SCHOOL DIRECTOR DIST. 1 Blank Votes	4: TOPPENISH SCHOOL DIST. SCHOOL DIRECTOR DIST. 1 Writein Votes	7: TOPPENISH SCHOOL DIST. SCHOOL DIRECTOR DIST. 2 Blank Votes	10: TOPPENISH SCHOOL DIST. SCHOOL DIRECTOR DIST. 2 Writein Votes
2: TOPPENISH SCHOOL DIST. SCHOOL DIRECTOR DIST. 1 Over Votes	5:	8: TOPPENISH SCHOOL DIST. SCHOOL DIRECTOR DIST. 2 Over Votes	11:
3: TOPPENISH SCHOOL DIST. SCHOOL DIRECTOR DIST. 1 RICK L. SCHUTZ NP	6:	9: TOPPENISH SCHOOL DIST. SCHOOL DIRECTOR DIST. 2 BILL ROGERS NP	12:

Precinct	Voters	Trnout	Pct	1	2	3	4	5	6	7	8	9	10	11	12
TOPPENISH 2101	1216	75	6.2	13	0	60	2			12	0	59	4		
TOPPENISH 2103	924	38	4.1	7	0	29	2			4	0	30	4		
BUENA 3104	535	37	6.9	15	0	22	0			12	0	25	0		
E TOPPENISH 3309	995	36	3.6	8	0	26	2			7	0	28	1		
MCKINLEY 4001	202	10	5.0	2	0	7	1			2	0	7	1		
ABSENTEE PRECINCT 2101	0	336	0.0	81	1	242	12			57	0	268	11		
ABSENTEE PRECINCT 2103	0	179	0.0	35	0	139	5			30	0	143	6		
ABSENTEE PRECINCT 3104	0	175	0.0	46	0	123	6			36	0	136	3		
ABSENTEE PRECINCT 3309	0	236	0.0	65	1	156	14			59	0	174	3		
ABSENTEE PRECINCT 4001	0	45	0.0	5	0	36	4			5	0	37	3		
==> Precinct Totals	3872	196	5.1	45	0	144	7			37	0	149	10		
==> Absentee Totals	0	971	0.0	232	2	696	41			187	0	758	26		
==> Total Votes	3872	1167	30.1	277	2	840	48			224	0	907	36		

C O L U M N L E G E N D

1: TOPPENISH SCHOOL DIST.
SCHOOL DIRECTOR DIST. 4
Blank Votes

4: TOPPENISH SCHOOL DIST.
SCHOOL DIRECTOR DIST. 4
Writein Votes

7: TOPPENISH SCHOOL DIST.
SCHOOL DIRECTOR DIST. 5
Blank Votes

10: TOPPENISH SCHOOL DIST.
SCHOOL DIRECTOR DIST. 5
Writein Votes

2: TOPPENISH SCHOOL DIST.
SCHOOL DIRECTOR DIST. 4
Over Votes

5:

8: TOPPENISH SCHOOL DIST.
SCHOOL DIRECTOR DIST. 5
Over Votes

11:

3: TOPPENISH SCHOOL DIST.
SCHOOL DIRECTOR DIST. 4
GONZALO MACIAS NP

6:

9: TOPPENISH SCHOOL DIST.
SCHOOL DIRECTOR DIST. 5
TRACI L. BENNETT NP

12:

R E C A P	Voters	Trnout	Pct	1	2	3	4	5	6	7	8	9	10	11	12
TURNOUT AT THE POLLS 13	0	0	0.0	0	0	0	0			0	0	0	0		
ABSENTEE LEG DIST 13	0	0	0.0	0	0	0	0			0	0	0	0		
VOTE BY MAIL LEG DIST 13	0	0	0.0	0	0	0	0			0	0	0	0		
TOTAL VOTES LEG DIST 13	0	0	0.0	0	0	0	0			0	0	0	0		
TURNOUT AT POLLS LEG 14	0	0	0.0	0	0	0	0			0	0	0	0		
ABSENTEE LEG DIST 14	0	0	0.0	0	0	0	0			0	0	0	0		
VOTE BY MAIL LEG DIST 14	0	0	0.0	0	0	0	0			0	0	0	0		
TOTAL VOTES LEG DIST 14	0	0	0.0	0	0	0	0			0	0	0	0		
TURNOUT AT POLLS LEG 15	3872	196	5.1	45	0	144	7			37	0	149	10		
ABSENTEE LEG DIST 15	0	971	0.0	232	2	696	41			187	0	758	26		
VOTE BY MAIL LEG DIST 15	0	0	0.0	0	0	0	0			0	0	0	0		
TOTAL VOTES LEG DIST 15	3872	1167	30.1	277	2	840	48			224	0	907	36		
TOTAL VOTES AT THE POLLS	3872	196	5.1	45	0	144	7			37	0	149	10		
TOTAL ABSENTEE VOTES	0	971	0.0	232	2	696	41			187	0	758	26		
TOTAL VOTE BY MAIL VOTES	0	0	0.0	0	0	0	0			0	0	0	0		
TOTAL VOTES CAST	3872	1167	30.1	277	2	840	48			224	0	907	36		

C O L U M N L E G E N D

1: TOPPENISH SCHOOL DIST.
SCHOOL DIRECTOR DIST. 4
Blank Votes

4: TOPPENISH SCHOOL DIST.
SCHOOL DIRECTOR DIST. 4
Writein Votes

7: TOPPENISH SCHOOL DIST.
SCHOOL DIRECTOR DIST. 5
Blank Votes

10: TOPPENISH SCHOOL DIST.
SCHOOL DIRECTOR DIST. 5
Writein Votes

2: TOPPENISH SCHOOL DIST.
SCHOOL DIRECTOR DIST. 4
Over Votes

5:

8: TOPPENISH SCHOOL DIST.
SCHOOL DIRECTOR DIST. 5
Over Votes

11:

3: TOPPENISH SCHOOL DIST.
SCHOOL DIRECTOR DIST. 4
GONZALO MACIAS NP

6:

9: TOPPENISH SCHOOL DIST.
SCHOOL DIRECTOR DIST. 5
TRACI L. BENNETT NP

12:

Precinct	Voters	Trnout	Pct	1	2	3	4	5	6	7	8	9	10	11	12
TIETON 1901	327	45	13.8	5	0	39	1			4	0	40	1		
E NACHES 3305	5	0	0.0	0	0	0	0			0	0	0	0		
E TIETON 3308	592	87	14.7	15	0	69	3			19	0	66	2		
LOWER NACHES 3904	7	3	42.9	2	0	1	0			2	0	1	0		
NACHES HTS 4101	267	61	22.8	13	0	45	3			12	0	46	3		
N COWICHE 4104	532	46	8.6	9	0	37	0			7	0	38	1		
RIMROCK 4503	0	0	0.0	0	0	0	0			0	0	0	0		
S COWICHE 4609	266	46	17.3	7	0	36	3			6	0	40	0		
SUMMITVIEW 4626	30	7	23.3	2	0	5	0			2	0	5	0		
S NACHES HGTS 4627	202	73	36.1	15	0	58	0			13	0	60	0		
WESTVIEW 5010	3	1	33.3	0	0	1	0			0	0	1	0		
ABSENTEE PRECINCT 1901	0	97	0.0	14	0	80	3			18	0	76	3		
ABSENTEE PRECINCT 3305	0	1	0.0	0	0	1	0			0	0	1	0		
ABSENTEE PRECINCT 3308	0	222	0.0	44	0	165	13			50	0	161	11		
ABSENTEE PRECINCT 3904	0	2	0.0	2	0	0	0			0	0	2	0		
ABSENTEE PRECINCT 4101	0	83	0.0	27	0	54	2			19	0	63	1		
ABSENTEE PRECINCT 4104	0	175	0.0	46	0	113	16			49	0	122	4		
ABSENTEE PRECINCT 4503	0	0	0.0	0	0	0	0			0	0	0	0		
ABSENTEE PRECINCT 4609	0	92	0.0	12	0	78	2			9	0	81	2		
ABSENTEE PRECINCT 4626	0	5	0.0	1	0	3	1			1	0	3	1		
ABSENTEE PRECINCT 4627	0	31	0.0	5	0	23	3			6	0	23	2		
ABSENTEE PRECINCT 5010	0	0	0.0	0	0	0	0			0	0	0	0		
==> Precinct Totals	2231	369	16.5	68	0	291	10			65	0	297	7		
==> Absentee Totals	0	708	0.0	151	0	517	40			152	0	532	24		
==> Total Votes	2231	1077	48.3	219	0	808	50			217	0	829	31		

C O L U M N L E G E N D

1: HIGHLAND SCHOOL DIST.
SCHOOL DIRECTOR DIST. 1
Blank Votes

4: HIGHLAND SCHOOL DIST.
SCHOOL DIRECTOR DIST. 1
Writein Votes

7: HIGHLAND SCHOOL DIST.
SCHOOL DIRECTOR DIST. 3
Blank Votes

10: HIGHLAND SCHOOL DIST.
SCHOOL DIRECTOR DIST. 3
Writein Votes

2: HIGHLAND SCHOOL DIST.
SCHOOL DIRECTOR DIST. 1
Over Votes

5:

8: HIGHLAND SCHOOL DIST.
SCHOOL DIRECTOR DIST. 3
Over Votes

11:

3: HIGHLAND SCHOOL DIST.
SCHOOL DIRECTOR DIST. 1
RYAN S. KEZELE NP

6:

9: HIGHLAND SCHOOL DIST.
SCHOOL DIRECTOR DIST. 3
BRUCE ALLEN NP

12:

R E C A P	Voters	Trnout	Pct	1	2	3	4	5	6	7	8	9	10	11	12
TURNOUT AT THE POLLS 13	0	0	0.0	0	0	0	0			0	0	0	0		
ABSENTEE LEG DIST 13	0	0	0.0	0	0	0	0			0	0	0	0		
VOTE BY MAIL LEG DIST 13	0	0	0.0	0	0	0	0			0	0	0	0		
TOTAL VOTES LEG DIST 13	0	0	0.0	0	0	0	0			0	0	0	0		
TURNOUT AT POLLS LEG 14	1459	179	12.3	29	0	146	4			30	0	145	4		
ABSENTEE LEG DIST 14	0	708	0.0	151	0	517	40			152	0	532	24		
VOTE BY MAIL LEG DIST 14	772	190	24.6	39	0	145	6			35	0	152	3		
TOTAL VOTES LEG DIST 14	2231	1077	48.3	219	0	808	50			217	0	829	31		
TURNOUT AT POLLS LEG 15	0	0	0.0	0	0	0	0			0	0	0	0		
ABSENTEE LEG DIST 15	0	0	0.0	0	0	0	0			0	0	0	0		
VOTE BY MAIL LEG DIST 15	0	0	0.0	0	0	0	0			0	0	0	0		
TOTAL VOTES LEG DIST 15	0	0	0.0	0	0	0	0			0	0	0	0		
TOTAL VOTES AT THE POLLS	1459	179	12.3	29	0	146	4			30	0	145	4		
TOTAL ABSENTEE VOTES	0	708	0.0	151	0	517	40			152	0	532	24		
TOTAL VOTE BY MAIL VOTES	772	190	24.6	39	0	145	6			35	0	152	3		
TOTAL VOTES CAST	2231	1077	48.3	219	0	808	50			217	0	829	31		

C O L U M N L E G E N D

1: HIGHLAND SCHOOL DIST. SCHOOL DIRECTOR DIST. 1 Blank Votes	4: HIGHLAND SCHOOL DIST. SCHOOL DIRECTOR DIST. 1 Writein Votes	7: HIGHLAND SCHOOL DIST. SCHOOL DIRECTOR DIST. 3 Blank Votes	10: HIGHLAND SCHOOL DIST. SCHOOL DIRECTOR DIST. 3 Writein Votes
2: HIGHLAND SCHOOL DIST. SCHOOL DIRECTOR DIST. 1 Over Votes	5:	8: HIGHLAND SCHOOL DIST. SCHOOL DIRECTOR DIST. 3 Over Votes	11:
3: HIGHLAND SCHOOL DIST. SCHOOL DIRECTOR DIST. 1 RYAN S. KEZELE NP	6:	9: HIGHLAND SCHOOL DIST. SCHOOL DIRECTOR DIST. 3 BRUCE ALLEN NP	12:

Precinct	Voters	Trnout	Pct	1	2	3	4	5	6	7	8	9	10	11	12
TIETON 1901	327	45	13.8	4	0	41	0								
E NACHES 3305	5	0	0.0	0	0	0	0								
E TIETON 3308	592	87	14.7	18	0	67	2								
LOWER NACHES 3904	7	3	42.9	2	0	1	0								
NACHES HTS 4101	267	61	22.8	16	0	43	2								
N COWICHE 4104	532	46	8.6	10	0	35	1								
RIMROCK 4503	0	0	0.0	0	0	0	0								
S COWICHE 4609	266	46	17.3	6	0	38	2								
SUMMITVIEW 4626	30	7	23.3	2	0	5	0								
S NACHES HGTS 4627	202	73	36.1	14	0	57	2								
WESTVIEW 5010	3	1	33.3	0	0	1	0								
ABSENTEE PRECINCT 1901	0	97	0.0	18	0	76	3								
ABSENTEE PRECINCT 3305	0	1	0.0	0	0	1	0								
ABSENTEE PRECINCT 3308	0	222	0.0	47	0	164	11								
ABSENTEE PRECINCT 3904	0	2	0.0	0	0	2	0								
ABSENTEE PRECINCT 4101	0	83	0.0	23	0	58	2								
ABSENTEE PRECINCT 4104	0	175	0.0	48	1	119	7								
ABSENTEE PRECINCT 4503	0	0	0.0	0	0	0	0								
ABSENTEE PRECINCT 4609	0	92	0.0	8	0	80	4								
ABSENTEE PRECINCT 4626	0	5	0.0	1	0	3	1								
ABSENTEE PRECINCT 4627	0	31	0.0	3	0	26	2								
ABSENTEE PRECINCT 5010	0	0	0.0	0	0	0	0								
==> Precinct Totals	2231	369	16.5	72	0	288	9								
==> Absentee Totals	0	708	0.0	148	1	529	30								
==> Total Votes	2231	1077	48.3	220	1	817	39								

C O L U M N L E G E N D

1: HIGHLAND SCHOOL DIST.
SCHOOL DIRECTOR POS. 2
Blank Votes

4: HIGHLAND SCHOOL DIST.
SCHOOL DIRECTOR POS. 2
Writein Votes

7:

10:

2: HIGHLAND SCHOOL DIST.
SCHOOL DIRECTOR POS. 2
Over Votes

5:

8:

11:

3: HIGHLAND SCHOOL DIST.
SCHOOL DIRECTOR POS. 2
ANN BOWMAN NP

6:

9:

12:

R E C A P	Voters	Trnout	Pct	1	2	3	4	5	6	7	8	9	10	11	12
TURNOUT AT THE POLLS 13	0	0	0.0	0	0	0	0								
ABSENTEE LEG DIST 13	0	0	0.0	0	0	0	0								
VOTE BY MAIL LEG DIST 13	0	0	0.0	0	0	0	0								
TOTAL VOTES LEG DIST 13	0	0	0.0	0	0	0	0								
TURNOUT AT POLLS LEG 14	1459	179	12.3	32	0	144	3								
ABSENTEE LEG DIST 14	0	708	0.0	148	1	529	30								
VOTE BY MAIL LEG DIST 14	772	190	24.6	40	0	144	6								
TOTAL VOTES LEG DIST 14	2231	1077	48.3	220	1	817	39								
TURNOUT AT POLLS LEG 15	0	0	0.0	0	0	0	0								
ABSENTEE LEG DIST 15	0	0	0.0	0	0	0	0								
VOTE BY MAIL LEG DIST 15	0	0	0.0	0	0	0	0								
TOTAL VOTES LEG DIST 15	0	0	0.0	0	0	0	0								
TOTAL VOTES AT THE POLLS	1459	179	12.3	32	0	144	3								
TOTAL ABSENTEE VOTES	0	708	0.0	148	1	529	30								
TOTAL VOTE BY MAIL VOTES	772	190	24.6	40	0	144	6								
TOTAL VOTES CAST	2231	1077	48.3	220	1	817	39								

C O L U M N L E G E N D

1: HIGHLAND SCHOOL DIST.
SCHOOL DIRECTOR POS. 2
Blank Votes

4: HIGHLAND SCHOOL DIST.
SCHOOL DIRECTOR POS. 2
Writein Votes

7:

10:

2: HIGHLAND SCHOOL DIST.
SCHOOL DIRECTOR POS. 2
Over Votes

5:

8:

11:

3: HIGHLAND SCHOOL DIST.
SCHOOL DIRECTOR POS. 2
ANN BOWMAN NP

6:

9:

12:

Precinct	Voters	Trnout	Pct	1	2	3	4	5	6	7	8	9	10	11	12
GLADE 3601	23	13	56.5	2	0	11	0			2	0	11	0		
ABSENTEE PRECINCT 3601	0	5	0.0	0	0	5	0			0	0	5	0		
==> Precinct Totals	23	13	56.5	2	0	11	0			2	0	11	0		
==> Absentee Totals	0	5	0.0	0	0	5	0			0	0	5	0		
==> Total Votes	23	18	78.3	2	0	16	0			2	0	16	0		

C O L U M N L E G E N D

1: BICKLETON SCHOOL DIST.
SCHOOL DIRECTOR POS. 2
Blank Votes

4: BICKLETON SCHOOL DIST.
SCHOOL DIRECTOR POS. 2
Writein Votes

7: BICKLETON SCHOOL DIST.
SCHOOL DIRECTOR POS. 3
Blank Votes

10: BICKLETON SCHOOL DIST.
SCHOOL DIRECTOR POS. 3
Writein Votes

2: BICKLETON SCHOOL DIST.
SCHOOL DIRECTOR POS. 2
Over Votes

5:

8: BICKLETON SCHOOL DIST.
SCHOOL DIRECTOR POS. 3
Over Votes

11:

3: BICKLETON SCHOOL DIST.
SCHOOL DIRECTOR POS. 2
SUSAN POWERS NP

6:

9: BICKLETON SCHOOL DIST.
SCHOOL DIRECTOR POS. 3
BILLIE J. BROWN NP

12:

R E C A P	Voters	Trnout	Pct	1	2	3	4	5	6	7	8	9	10	11	12
TURNOUT AT THE POLLS 13	0	0	0.0	0	0	0	0			0	0	0	0		
ABSENTEE LEG DIST 13	0	0	0.0	0	0	0	0			0	0	0	0		
VOTE BY MAIL LEG DIST 13	0	0	0.0	0	0	0	0			0	0	0	0		
TOTAL VOTES LEG DIST 13	0	0	0.0	0	0	0	0			0	0	0	0		
TURNOUT AT POLLS LEG 14	0	0	0.0	0	0	0	0			0	0	0	0		
ABSENTEE LEG DIST 14	0	0	0.0	0	0	0	0			0	0	0	0		
VOTE BY MAIL LEG DIST 14	0	0	0.0	0	0	0	0			0	0	0	0		
TOTAL VOTES LEG DIST 14	0	0	0.0	0	0	0	0			0	0	0	0		
TURNOUT AT POLLS LEG 15	0	0	0.0	0	0	0	0			0	0	0	0		
ABSENTEE LEG DIST 15	0	5	0.0	0	0	5	0			0	0	5	0		
VOTE BY MAIL LEG DIST 15	23	13	56.5	2	0	11	0			2	0	11	0		
TOTAL VOTES LEG DIST 15	23	18	78.3	2	0	16	0			2	0	16	0		
TOTAL VOTES AT THE POLLS	0	0	0.0	0	0	0	0			0	0	0	0		
TOTAL ABSENTEE VOTES	0	5	0.0	0	0	5	0			0	0	5	0		
TOTAL VOTE BY MAIL VOTES	23	13	56.5	2	0	11	0			2	0	11	0		
TOTAL VOTES CAST	23	18	78.3	2	0	16	0			2	0	16	0		

C O L U M N L E G E N D

1: BICKLETON SCHOOL DIST.
SCHOOL DIRECTOR POS. 2
Blank Votes

4: BICKLETON SCHOOL DIST.
SCHOOL DIRECTOR POS. 2
Writein Votes

7: BICKLETON SCHOOL DIST.
SCHOOL DIRECTOR POS. 3
Blank Votes

10: BICKLETON SCHOOL DIST.
SCHOOL DIRECTOR POS. 3
Writein Votes

2: BICKLETON SCHOOL DIST.
SCHOOL DIRECTOR POS. 2
Over Votes

5:

8: BICKLETON SCHOOL DIST.
SCHOOL DIRECTOR POS. 3
Over Votes

11:

3: BICKLETON SCHOOL DIST.
SCHOOL DIRECTOR POS. 2
SUSAN POWERS NP

6:

9: BICKLETON SCHOOL DIST.
SCHOOL DIRECTOR POS. 3
BILLIE J. BROWN NP

12:

Precinct	Voters	Trnout	Pct	1	2	3	4	5	6	7	8	9	10	11	12
GLADE 3601	23	13	56.5	2	0	11	0								
ABSENTEE PRECINCT 3601	0	5	0.0	0	0	4	1								
==> Precinct Totals	23	13	56.5	2	0	11	0								
==> Absentee Totals	0	5	0.0	0	0	4	1								
==> Total Votes	23	18	78.3	2	0	15	1								

C O L U M N L E G E N D

1: BICKLETON SCHOOL DIST.
SCHOOL DIRECTOR POS. 4
Blank Votes

4: BICKLETON SCHOOL DIST.
SCHOOL DIRECTOR POS. 4
Writein Votes

7:

10:

2: BICKLETON SCHOOL DIST.
SCHOOL DIRECTOR POS. 4
Over Votes

5:

8:

11:

3: BICKLETON SCHOOL DIST.
SCHOOL DIRECTOR POS. 4
JOHN C. JENSEN NP

6:

9:

12:

R E C A P	Voters	Trnout	Pct	1	2	3	4	5	6	7	8	9	10	11	12
TURNOUT AT THE POLLS 13	0	0	0.0	0	0	0	0								
ABSENTEE LEG DIST 13	0	0	0.0	0	0	0	0								
VOTE BY MAIL LEG DIST 13	0	0	0.0	0	0	0	0								
TOTAL VOTES LEG DIST 13	0	0	0.0	0	0	0	0								
TURNOUT AT POLLS LEG 14	0	0	0.0	0	0	0	0								
ABSENTEE LEG DIST 14	0	0	0.0	0	0	0	0								
VOTE BY MAIL LEG DIST 14	0	0	0.0	0	0	0	0								
TOTAL VOTES LEG DIST 14	0	0	0.0	0	0	0	0								
TURNOUT AT POLLS LEG 15	0	0	0.0	0	0	0	0								
ABSENTEE LEG DIST 15	0	5	0.0	0	0	4	1								
VOTE BY MAIL LEG DIST 15	23	13	56.5	2	0	11	0								
TOTAL VOTES LEG DIST 15	23	18	78.3	2	0	15	1								
TOTAL VOTES AT THE POLLS	0	0	0.0	0	0	0	0								
TOTAL ABSENTEE VOTES	0	5	0.0	0	0	4	1								
TOTAL VOTE BY MAIL VOTES	23	13	56.5	2	0	11	0								
TOTAL VOTES CAST	23	18	78.3	2	0	15	1								

C O L U M N L E G E N D

1: BICKLETON SCHOOL DIST.
SCHOOL DIRECTOR POS. 4
Blank Votes

2: BICKLETON SCHOOL DIST.
SCHOOL DIRECTOR POS. 4
Over Votes

3: BICKLETON SCHOOL DIST.
SCHOOL DIRECTOR POS. 4
JOHN C. JENSEN NP

4: BICKLETON SCHOOL DIST.
SCHOOL DIRECTOR POS. 4
Writein Votes

7: 10:

8: 11:

9: 12:

Precinct	Voters	Trnout	Pct	1	2	3	4	5	6	7	8	9	10	11	12
GLADE 3601	23	13	56.5	4	0	8	1								
ABSENTEE PRECINCT 3601	0	5	0.0	1	0	3	1								
==> Precinct Totals	23	13	56.5	4	0	8	1								
==> Absentee Totals	0	5	0.0	1	0	3	1								
==> Total Votes	23	18	78.3	5	0	11	2								

C O L U M N L E G E N D

1: BICKLETON SCHOOL DIST. PROPOSITON NO. 1 Blank Votes	4: BICKLETON SCHOOL DIST. PROPOSITON NO. 1 NO	7:	10:
2: BICKLETON SCHOOL DIST. PROPOSITON NO. 1 Over Votes	5:	8:	11:
3: BICKLETON SCHOOL DIST. PROPOSITON NO. 1 YES	6:	9:	12:

R E C A P	Voters	Trnout	Pct	1	2	3	4	5	6	7	8	9	10	11	12
TURNOUT AT THE POLLS 13	0	0	0.0	0	0	0	0								
ABSENTEE LEG DIST 13	0	0	0.0	0	0	0	0								
VOTE BY MAIL LEG DIST 13	0	0	0.0	0	0	0	0								
TOTAL VOTES LEG DIST 13	0	0	0.0	0	0	0	0								
TURNOUT AT POLLS LEG 14	0	0	0.0	0	0	0	0								
ABSENTEE LEG DIST 14	0	0	0.0	0	0	0	0								
VOTE BY MAIL LEG DIST 14	0	0	0.0	0	0	0	0								
TOTAL VOTES LEG DIST 14	0	0	0.0	0	0	0	0								
TURNOUT AT POLLS LEG 15	0	0	0.0	0	0	0	0								
ABSENTEE LEG DIST 15	0	5	0.0	1	0	3	1								
VOTE BY MAIL LEG DIST 15	23	13	56.5	4	0	8	1								
TOTAL VOTES LEG DIST 15	23	18	78.3	5	0	11	2								
TOTAL VOTES AT THE POLLS	0	0	0.0	0	0	0	0								
TOTAL ABSENTEE VOTES	0	5	0.0	1	0	3	1								
TOTAL VOTE BY MAIL VOTES	23	13	56.5	4	0	8	1								
TOTAL VOTES CAST	23	18	78.3	5	0	11	2								

C O L U M N L E G E N D

1: BICKLETON SCHOOL DIST.
PROPOSITON NO. 1
Blank Votes

4: BICKLETON SCHOOL DIST.
PROPOSITON NO. 1
NO

7:

10:

2: BICKLETON SCHOOL DIST.
PROPOSITON NO. 1
Over Votes

5:

8:

11:

3: BICKLETON SCHOOL DIST.
PROPOSITON NO. 1
YES

6:

9:

12:

Precinct	Voters	Trnout	Pct	1	2	3	4	5	6	7	8	9	10	11	12
GRANGER 0501	565	38	6.7	1	0	20	15	2		6	0	31	1		
ALFALFA 3002	224	56	25.0	1	0	10	43	2		5	0	46	5		
E GRANGER 3303	326	71	21.8	6	0	26	38	1		15	0	54	2		
LIBERTY 3902	321	67	20.9	2	0	22	42	1		15	1	50	1		
S OUTLOOK 4628	49	8	16.3	0	0	3	5	0		1	0	5	2		
ABSENTEE PRECINCT 0501	0	117	0.0	4	0	42	71	0		15	0	96	6		
ABSENTEE PRECINCT 3002	0	22	0.0	3	0	7	12	0		5	0	17	0		
ABSENTEE PRECINCT 3303	0	91	0.0	7	0	17	67	0		17	0	73	1		
ABSENTEE PRECINCT 3902	0	94	0.0	10	0	27	56	1		13	0	79	2		
ABSENTEE PRECINCT 4628	0	10	0.0	3	0	3	4	0		3	0	7	0		
==> Precinct Totals	1485	240	16.2	10	0	81	143	6		42	1	186	11		
==> Absentee Totals	0	334	0.0	27	0	96	210	1		53	0	272	9		
==> Total Votes	1485	574	38.7	37	0	177	353	7		95	1	458	20		

C O L U M N L E G E N D

1: GRANGER SCHOOL DIST. SCHOOL DIRECTOR DIST. 2 Blank Votes	4: GRANGER SCHOOL DIST. SCHOOL DIRECTOR DIST. 2 CARL LEO SLAGG NP	7: GRANGER SCHOOL DIST. SCHOOL DIRECTOR DIST. 3 Blank Votes	10: GRANGER SCHOOL DIST. SCHOOL DIRECTOR DIST. 3 Writein Votes
2: GRANGER SCHOOL DIST. SCHOOL DIRECTOR DIST. 2 Over Votes	5: GRANGER SCHOOL DIST. SCHOOL DIRECTOR DIST. 2 Writein Votes	8: GRANGER SCHOOL DIST. SCHOOL DIRECTOR DIST. 3 Over Votes	11:
3: GRANGER SCHOOL DIST. SCHOOL DIRECTOR DIST. 2 JOVITA CASTILLEJA NP	6:	9: GRANGER SCHOOL DIST. SCHOOL DIRECTOR DIST. 3 PAUL D. GOLOB NP	12:

R E C A P	Voters	Trnout	Pct	1	2	3	4	5	6	7	8	9	10	11	12
TURNOUT AT THE POLLS 13	0	0	0.0	0	0	0	0	0		0	0	0	0		
ABSENTEE LEG DIST 13	0	0	0.0	0	0	0	0	0		0	0	0	0		
VOTE BY MAIL LEG DIST 13	0	0	0.0	0	0	0	0	0		0	0	0	0		
TOTAL VOTES LEG DIST 13	0	0	0.0	0	0	0	0	0		0	0	0	0		
TURNOUT AT POLLS LEG 14	0	0	0.0	0	0	0	0	0		0	0	0	0		
ABSENTEE LEG DIST 14	0	0	0.0	0	0	0	0	0		0	0	0	0		
VOTE BY MAIL LEG DIST 14	0	0	0.0	0	0	0	0	0		0	0	0	0		
TOTAL VOTES LEG DIST 14	0	0	0.0	0	0	0	0	0		0	0	0	0		
TURNOUT AT POLLS LEG 15	565	38	6.7	1	0	20	15	2		6	0	31	1		
ABSENTEE LEG DIST 15	0	334	0.0	27	0	96	210	1		53	0	272	9		
VOTE BY MAIL LEG DIST 15	920	202	22.0	9	0	61	128	4		36	1	155	10		
TOTAL VOTES LEG DIST 15	1485	574	38.7	37	0	177	353	7		95	1	458	20		
TOTAL VOTES AT THE POLLS	565	38	6.7	1	0	20	15	2		6	0	31	1		
TOTAL ABSENTEE VOTES	0	334	0.0	27	0	96	210	1		53	0	272	9		
TOTAL VOTE BY MAIL VOTES	920	202	22.0	9	0	61	128	4		36	1	155	10		
TOTAL VOTES CAST	1485	574	38.7	37	0	177	353	7		95	1	458	20		

C O L U M N L E G E N D

1: GRANGER SCHOOL DIST. SCHOOL DIRECTOR DIST. 2 Blank Votes	4: GRANGER SCHOOL DIST. SCHOOL DIRECTOR DIST. 2 CARL LEO SLAGG NP	7: GRANGER SCHOOL DIST. SCHOOL DIRECTOR DIST. 3 Blank Votes	10: GRANGER SCHOOL DIST. SCHOOL DIRECTOR DIST. 3 Writein Votes
2: GRANGER SCHOOL DIST. SCHOOL DIRECTOR DIST. 2 Over Votes	5: GRANGER SCHOOL DIST. SCHOOL DIRECTOR DIST. 2 Writein Votes	8: GRANGER SCHOOL DIST. SCHOOL DIRECTOR DIST. 3 Over Votes	11:
3: GRANGER SCHOOL DIST. SCHOOL DIRECTOR DIST. 2 JOVITA CASTILLEJA NP	6:	9: GRANGER SCHOOL DIST. SCHOOL DIRECTOR DIST. 3 PAUL D. GOLOB NP	12:

Precinct	Voters	Trnout	Pct	1	2	3	4	5	6	7	8	9	10	11	12
GRANGER 0501	565	38	6.7	0	0	23	14	1		3	0	33	2		
ALFALFA 3002	224	56	25.0	0	0	43	13	0		7	0	45	4		
E GRANGER 3303	326	71	21.8	5	0	44	22	0		13	0	57	1		
LIBERTY 3902	321	67	20.9	2	0	39	26	0		17	0	48	2		
S OUTLOOK 4628	49	8	16.3	0	0	4	4	0		2	0	4	2		
ABSENTEE PRECINCT 0501	0	117	0.0	0	0	81	36	0		21	0	90	6		
ABSENTEE PRECINCT 3002	0	22	0.0	2	0	11	9	0		3	0	18	1		
ABSENTEE PRECINCT 3303	0	91	0.0	1	0	68	22	0		20	0	68	3		
ABSENTEE PRECINCT 3902	0	94	0.0	7	0	65	22	0		20	0	74	0		
ABSENTEE PRECINCT 4628	0	10	0.0	2	0	3	5	0		3	0	7	0		
==> Precinct Totals	1485	240	16.2	7	0	153	79	1		42	0	187	11		
==> Absentee Totals	0	334	0.0	12	0	228	94	0		67	0	257	10		
==> Total Votes	1485	574	38.7	19	0	381	173	1		109	0	444	21		

C O L U M N L E G E N D

1: GRANGER SCHOOL DIST. SCHOOL DIRECTOR DIST. 4 Blank Votes	4: GRANGER SCHOOL DIST. SCHOOL DIRECTOR DIST. 4 MICHAEL J. PEREZ NP	7: GRANGER SCHOOL DIST. SCHOOL DIRECTOR DIST. 5 Blank Votes	10: GRANGER SCHOOL DIST. SCHOOL DIRECTOR DIST. 5 Writein Votes
2: GRANGER SCHOOL DIST. SCHOOL DIRECTOR DIST. 4 Over Votes	5: GRANGER SCHOOL DIST. SCHOOL DIRECTOR DIST. 4 Writein Votes	8: GRANGER SCHOOL DIST. SCHOOL DIRECTOR DIST. 5 Over Votes	11:
3: GRANGER SCHOOL DIST. SCHOOL DIRECTOR DIST. 4 RON L. FLEMING NP	6:	9: GRANGER SCHOOL DIST. SCHOOL DIRECTOR DIST. 5 KYLE E. SHINN NP	12:

R E C A P	Voters	Trnout	Pct	1	2	3	4	5	6	7	8	9	10	11	12
TURNOUT AT THE POLLS 13	0	0	0.0	0	0	0	0	0		0	0	0	0		
ABSENTEE LEG DIST 13	0	0	0.0	0	0	0	0	0		0	0	0	0		
VOTE BY MAIL LEG DIST 13	0	0	0.0	0	0	0	0	0		0	0	0	0		
TOTAL VOTES LEG DIST 13	0	0	0.0	0	0	0	0	0		0	0	0	0		
TURNOUT AT POLLS LEG 14	0	0	0.0	0	0	0	0	0		0	0	0	0		
ABSENTEE LEG DIST 14	0	0	0.0	0	0	0	0	0		0	0	0	0		
VOTE BY MAIL LEG DIST 14	0	0	0.0	0	0	0	0	0		0	0	0	0		
TOTAL VOTES LEG DIST 14	0	0	0.0	0	0	0	0	0		0	0	0	0		
TURNOUT AT POLLS LEG 15	565	38	6.7	0	0	23	14	1		3	0	33	2		
ABSENTEE LEG DIST 15	0	334	0.0	12	0	228	94	0		67	0	257	10		
VOTE BY MAIL LEG DIST 15	920	202	22.0	7	0	130	65	0		39	0	154	9		
TOTAL VOTES LEG DIST 15	1485	574	38.7	19	0	381	173	1		109	0	444	21		
TOTAL VOTES AT THE POLLS	565	38	6.7	0	0	23	14	1		3	0	33	2		
TOTAL ABSENTEE VOTES	0	334	0.0	12	0	228	94	0		67	0	257	10		
TOTAL VOTE BY MAIL VOTES	920	202	22.0	7	0	130	65	0		39	0	154	9		
TOTAL VOTES CAST	1485	574	38.7	19	0	381	173	1		109	0	444	21		

C O L U M N L E G E N D

1: GRANGER SCHOOL DIST. SCHOOL DIRECTOR DIST. 4 Blank Votes	4: GRANGER SCHOOL DIST. SCHOOL DIRECTOR DIST. 4 MICHAEL J. PEREZ NP	7: GRANGER SCHOOL DIST. SCHOOL DIRECTOR DIST. 5 Blank Votes	10: GRANGER SCHOOL DIST. SCHOOL DIRECTOR DIST. 5 Writein Votes
2: GRANGER SCHOOL DIST. SCHOOL DIRECTOR DIST. 4 Over Votes	5: GRANGER SCHOOL DIST. SCHOOL DIRECTOR DIST. 4 Writein Votes	8: GRANGER SCHOOL DIST. SCHOOL DIRECTOR DIST. 5 Over Votes	11:
3: GRANGER SCHOOL DIST. SCHOOL DIRECTOR DIST. 4 RON L. FLEMING NP	6:	9: GRANGER SCHOOL DIST. SCHOOL DIRECTOR DIST. 5 KYLE E. SHINN NP	12:

Precinct	Voters	Trnout	Pct	1	2	3	4	5	6	7	8	9	10	11	12
ZILLAH 2701	1142	262	22.9	26	0	226	10			33	0	218	11		
E ZILLAH 3311	1152	228	19.8	37	0	187	4			50	0	173	5		
ABSENTEE PRECINCT 2701	0	424	0.0	61	0	353	10			84	0	329	11		
ABSENTEE PRECINCT 3311	0	404	0.0	70	0	328	6			104	0	289	11		
==> Precinct Totals	2294	490	21.4	63	0	413	14			83	0	391	16		
==> Absentee Totals	0	828	0.0	131	0	681	16			188	0	618	22		
==> Total Votes	2294	1318	57.5	194	0	1094	30			271	0	1009	38		

C O L U M N L E G E N D

1: ZILLAH SCHOOL DIST. SCHOOL DIRECTOR DIST. 1 Blank Votes	4: ZILLAH SCHOOL DIST. SCHOOL DIRECTOR DIST. 1 Writein Votes	7: ZILLAH SCHOOL DIST. SCHOOL DIRECTOR DIST. 3 Blank Votes	10: ZILLAH SCHOOL DIST. SCHOOL DIRECTOR DIST. 3 Writein Votes
2: ZILLAH SCHOOL DIST. SCHOOL DIRECTOR DIST. 1 Over Votes	5:	8: ZILLAH SCHOOL DIST. SCHOOL DIRECTOR DIST. 3 Over Votes	11:
3: ZILLAH SCHOOL DIST. SCHOOL DIRECTOR DIST. 1 MIKE COLLINS NP	6:	9: ZILLAH SCHOOL DIST. SCHOOL DIRECTOR DIST. 3 CHRIS VAN ANTWERP NP	12:

R E C A P	Voters	Trnout	Pct	1	2	3	4	5	6	7	8	9	10	11	12
TURNOUT AT THE POLLS 13	0	0	0.0	0	0	0	0			0	0	0	0		
ABSENTEE LEG DIST 13	0	0	0.0	0	0	0	0			0	0	0	0		
VOTE BY MAIL LEG DIST 13	0	0	0.0	0	0	0	0			0	0	0	0		
TOTAL VOTES LEG DIST 13	0	0	0.0	0	0	0	0			0	0	0	0		
TURNOUT AT POLLS LEG 14	0	0	0.0	0	0	0	0			0	0	0	0		
ABSENTEE LEG DIST 14	0	0	0.0	0	0	0	0			0	0	0	0		
VOTE BY MAIL LEG DIST 14	0	0	0.0	0	0	0	0			0	0	0	0		
TOTAL VOTES LEG DIST 14	0	0	0.0	0	0	0	0			0	0	0	0		
TURNOUT AT POLLS LEG 15	2294	490	21.4	63	0	413	14			83	0	391	16		
ABSENTEE LEG DIST 15	0	828	0.0	131	0	681	16			188	0	618	22		
VOTE BY MAIL LEG DIST 15	0	0	0.0	0	0	0	0			0	0	0	0		
TOTAL VOTES LEG DIST 15	2294	1318	57.5	194	0	1094	30			271	0	1009	38		
TOTAL VOTES AT THE POLLS	2294	490	21.4	63	0	413	14			83	0	391	16		
TOTAL ABSENTEE VOTES	0	828	0.0	131	0	681	16			188	0	618	22		
TOTAL VOTE BY MAIL VOTES	0	0	0.0	0	0	0	0			0	0	0	0		
TOTAL VOTES CAST	2294	1318	57.5	194	0	1094	30			271	0	1009	38		

C O L U M N L E G E N D

1: ZILLAH SCHOOL DIST. SCHOOL DIRECTOR DIST. 1 Blank Votes	4: ZILLAH SCHOOL DIST. SCHOOL DIRECTOR DIST. 1 Writein Votes	7: ZILLAH SCHOOL DIST. SCHOOL DIRECTOR DIST. 3 Blank Votes	10: ZILLAH SCHOOL DIST. SCHOOL DIRECTOR DIST. 3 Writein Votes
2: ZILLAH SCHOOL DIST. SCHOOL DIRECTOR DIST. 1 Over Votes	5:	8: ZILLAH SCHOOL DIST. SCHOOL DIRECTOR DIST. 3 Over Votes	11:
3: ZILLAH SCHOOL DIST. SCHOOL DIRECTOR DIST. 1 MIKE COLLINS NP	6:	9: ZILLAH SCHOOL DIST. SCHOOL DIRECTOR DIST. 3 CHRIS VAN ANTWERP NP	12:

Precinct	Voters	Trnout	Pct	1	2	3	4	5	6	7	8	9	10	11	12
ZILLAH 2701	1142	262	22.9	3	0	177	82								
E ZILLAH 3311	1152	228	19.8	4	0	157	67								
ABSENTEE PRECINCT 2701	0	424	0.0	5	0	249	170								
ABSENTEE PRECINCT 3311	0	404	0.0	17	0	208	179								
==> Precinct Totals	2294	490	21.4	7	0	334	149								
==> Absentee Totals	0	828	0.0	22	0	457	349								
==> Total Votes	2294	1318	57.5	29	0	791	498								

C O L U M N L E G E N D

1: ZILLAH SCHOOL DIST. PROPOSITION NO. 1 Blank Votes	4: ZILLAH SCHOOL DIST. PROPOSITION NO. 1 REJECTED	7:	10:
2: ZILLAH SCHOOL DIST. PROPOSITION NO. 1 Over Votes	5:	8:	11:
3: ZILLAH SCHOOL DIST. PROPOSITION NO. 1 APPROVED	6:	9:	12:

R E C A P	Voters	Trnout	Pct	1	2	3	4	5	6	7	8	9	10	11	12
TURNOUT AT THE POLLS 13	0	0	0.0	0	0	0	0								
ABSENTEE LEG DIST 13	0	0	0.0	0	0	0	0								
VOTE BY MAIL LEG DIST 13	0	0	0.0	0	0	0	0								
TOTAL VOTES LEG DIST 13	0	0	0.0	0	0	0	0								
TURNOUT AT POLLS LEG 14	0	0	0.0	0	0	0	0								
ABSENTEE LEG DIST 14	0	0	0.0	0	0	0	0								
VOTE BY MAIL LEG DIST 14	0	0	0.0	0	0	0	0								
TOTAL VOTES LEG DIST 14	0	0	0.0	0	0	0	0								
TURNOUT AT POLLS LEG 15	2294	490	21.4	7	0	334	149								
ABSENTEE LEG DIST 15	0	828	0.0	22	0	457	349								
VOTE BY MAIL LEG DIST 15	0	0	0.0	0	0	0	0								
TOTAL VOTES LEG DIST 15	2294	1318	57.5	29	0	791	498								
TOTAL VOTES AT THE POLLS	2294	490	21.4	7	0	334	149								
TOTAL ABSENTEE VOTES	0	828	0.0	22	0	457	349								
TOTAL VOTE BY MAIL VOTES	0	0	0.0	0	0	0	0								
TOTAL VOTES CAST	2294	1318	57.5	29	0	791	498								

C O L U M N L E G E N D

1: ZILLAH SCHOOL DIST. PROPOSITION NO. 1 Blank Votes	4: ZILLAH SCHOOL DIST. PROPOSITION NO. 1 REJECTED	7:	10:
2: ZILLAH SCHOOL DIST. PROPOSITION NO. 1 Over Votes	5:	8:	11:
3: ZILLAH SCHOOL DIST. PROPOSITION NO. 1 APPROVED	6:	9:	12:

Precinct	Voters	Trnout	Pct	1	2	3	4	5	6	7	8	9	10	11	12
WAPATO 2501	1107	45	4.1	7	0	37	1			9	0	33	3		
BRADSHAW 3102	1040	39	3.8	12	0	26	1			9	0	29	1		
E WAPATO 3310	1161	55	4.7	6	0	47	2			6	0	47	2		
HARRAH RURAL 3701	198	7	3.5	2	0	5	0			1	0	6	0		
MCKINLEY 4001	305	13	4.3	3	0	10	0			2	0	10	1		
PARKER HGTS 4401	467	41	8.8	6	0	34	1			4	0	37	0		
S AHTANUM 4623	2	2	100.0	1	0	1	0			1	0	1	0		
ABSENTEE PRECINCT 2501	0	221	0.0	42	0	173	6			40	0	171	10		
ABSENTEE PRECINCT 3102	0	239	0.0	49	0	181	9			40	0	189	10		
ABSENTEE PRECINCT 3310	0	232	0.0	38	0	189	5			38	0	186	8		
ABSENTEE PRECINCT 3701	0	56	0.0	16	0	39	1			11	0	44	1		
ABSENTEE PRECINCT 4001	0	75	0.0	15	0	60	0			18	0	56	1		
ABSENTEE PRECINCT 4401	0	145	0.0	26	0	118	1			19	0	125	1		
ABSENTEE PRECINCT 4623	0	0	0.0	0	0	0	0			0	0	0	0		
==> Precinct Totals	4280	202	4.7	37	0	160	5			32	0	163	7		
==> Absentee Totals	0	968	0.0	186	0	760	22			166	0	771	31		
==> Total Votes	4280	1170	27.3	223	0	920	27			198	0	934	38		

C O L U M N L E G E N D

1: WAPATO SCHOOL DIST. SCHOOL DIRECTOR DIST. 2 Blank Votes	4: WAPATO SCHOOL DIST. SCHOOL DIRECTOR DIST. 2 Writein Votes	7: WAPATO SCHOOL DIST. SCHOOL DIRECTOR DIST. 3 Blank Votes	10: WAPATO SCHOOL DIST. SCHOOL DIRECTOR DIST. 3 Writein Votes
2: WAPATO SCHOOL DIST. SCHOOL DIRECTOR DIST. 2 Over Votes	5:	8: WAPATO SCHOOL DIST. SCHOOL DIRECTOR DIST. 3 Over Votes	11:
3: WAPATO SCHOOL DIST. SCHOOL DIRECTOR DIST. 2 JOANNE ESTES NP	6:	9: WAPATO SCHOOL DIST. SCHOOL DIRECTOR DIST. 3 RONALD C. WILCOX NP	12:

R E C A P	Voters	Trnout	Pct	1	2	3	4	5	6	7	8	9	10	11	12
TURNOUT AT THE POLLS 13	0	0	0.0	0	0	0	0			0	0	0	0		
ABSENTEE LEG DIST 13	0	0	0.0	0	0	0	0			0	0	0	0		
VOTE BY MAIL LEG DIST 13	0	0	0.0	0	0	0	0			0	0	0	0		
TOTAL VOTES LEG DIST 13	0	0	0.0	0	0	0	0			0	0	0	0		
TURNOUT AT POLLS LEG 14	0	0	0.0	0	0	0	0			0	0	0	0		
ABSENTEE LEG DIST 14	0	0	0.0	0	0	0	0			0	0	0	0		
VOTE BY MAIL LEG DIST 14	0	0	0.0	0	0	0	0			0	0	0	0		
TOTAL VOTES LEG DIST 14	0	0	0.0	0	0	0	0			0	0	0	0		
TURNOUT AT POLLS LEG 15	4278	200	4.7	36	0	159	5			31	0	162	7		
ABSENTEE LEG DIST 15	0	968	0.0	186	0	760	22			166	0	771	31		
VOTE BY MAIL LEG DIST 15	2	2	100.0	1	0	1	0			1	0	1	0		
TOTAL VOTES LEG DIST 15	4280	1170	27.3	223	0	920	27			198	0	934	38		
TOTAL VOTES AT THE POLLS	4278	200	4.7	36	0	159	5			31	0	162	7		
TOTAL ABSENTEE VOTES	0	968	0.0	186	0	760	22			166	0	771	31		
TOTAL VOTE BY MAIL VOTES	2	2	100.0	1	0	1	0			1	0	1	0		
TOTAL VOTES CAST	4280	1170	27.3	223	0	920	27			198	0	934	38		

C O L U M N L E G E N D

1: WAPATO SCHOOL DIST. SCHOOL DIRECTOR DIST. 2 Blank Votes	4: WAPATO SCHOOL DIST. SCHOOL DIRECTOR DIST. 2 Writein Votes	7: WAPATO SCHOOL DIST. SCHOOL DIRECTOR DIST. 3 Blank Votes	10: WAPATO SCHOOL DIST. SCHOOL DIRECTOR DIST. 3 Writein Votes
2: WAPATO SCHOOL DIST. SCHOOL DIRECTOR DIST. 2 Over Votes	5:	8: WAPATO SCHOOL DIST. SCHOOL DIRECTOR DIST. 3 Over Votes	11:
3: WAPATO SCHOOL DIST. SCHOOL DIRECTOR DIST. 2 JOANNE ESTES NP	6:	9: WAPATO SCHOOL DIST. SCHOOL DIRECTOR DIST. 3 RONALD C. WILCOX NP	12:

Precinct	Voters	Trnout	Pct	1	2	3	4	5	6	7	8	9	10	11	12
WAPATO 2501	1107	45	4.1	5	0	38	2			6	0	20	19	0	
BRADSHAW 3102	1040	39	3.8	10	0	28	1			3	0	24	12	0	
E WAPATO 3310	1161	55	4.7	10	0	43	2			1	0	30	23	1	
HARRAH RURAL 3701	198	7	3.5	1	0	6	0			0	0	5	2	0	
MCKINLEY 4001	305	13	4.3	5	0	8	0			0	0	9	3	1	
PARKER HGTS 4401	467	41	8.8	10	0	31	0			7	0	19	15	0	
S AHTANUM 4623	2	2	100.0	1	0	1	0			1	0	1	0	0	
ABSENTEE PRECINCT 2501	0	221	0.0	36	0	177	8			14	0	114	93	0	
ABSENTEE PRECINCT 3102	0	239	0.0	59	0	170	10			23	0	142	68	6	
ABSENTEE PRECINCT 3310	0	232	0.0	39	1	186	6			11	0	132	85	4	
ABSENTEE PRECINCT 3701	0	56	0.0	21	0	33	2			7	0	41	8	0	
ABSENTEE PRECINCT 4001	0	75	0.0	15	0	59	1			11	0	37	27	0	
ABSENTEE PRECINCT 4401	0	145	0.0	37	0	106	2			16	0	68	59	2	
ABSENTEE PRECINCT 4623	0	0	0.0	0	0	0	0			0	0	0	0	0	
==> Precinct Totals	4280	202	4.7	42	0	155	5			18	0	108	74	2	
==> Absentee Totals	0	968	0.0	207	1	731	29			82	0	534	340	12	
==> Total Votes	4280	1170	27.3	249	1	886	34			100	0	642	414	14	

C O L U M N L E G E N D

1: WAPATO SCHOOL DIST. SCHOOL DIRECTOR DIST. 4 Blank Votes	4: WAPATO SCHOOL DIST. SCHOOL DIRECTOR DIST. 4 Writein Votes	7: WAPATO SCHOOL DIST. SCHOOL DIRECTOR DIST. 5 Blank Votes	10: WAPATO SCHOOL DIST. SCHOOL DIRECTOR DIST. 5 MEL RIGDON NP
2: WAPATO SCHOOL DIST. SCHOOL DIRECTOR DIST. 4 Over Votes	5:	8: WAPATO SCHOOL DIST. SCHOOL DIRECTOR DIST. 5 Over Votes	11: WAPATO SCHOOL DIST. SCHOOL DIRECTOR DIST. 5 Writein Votes
3: WAPATO SCHOOL DIST. SCHOOL DIRECTOR DIST. 4 REBECCA F. CORDOVA NP	6:	9: WAPATO SCHOOL DIST. SCHOOL DIRECTOR DIST. 5 CHRIS KLEBAUM NP	12:

R E C A P	Voters	Trnout	Pct	1	2	3	4	5	6	7	8	9	10	11	12
TURNOUT AT THE POLLS 13	0	0	0.0	0	0	0	0			0	0	0	0	0	
ABSENTEE LEG DIST 13	0	0	0.0	0	0	0	0			0	0	0	0	0	
VOTE BY MAIL LEG DIST 13	0	0	0.0	0	0	0	0			0	0	0	0	0	
TOTAL VOTES LEG DIST 13	0	0	0.0	0	0	0	0			0	0	0	0	0	
TURNOUT AT POLLS LEG 14	0	0	0.0	0	0	0	0			0	0	0	0	0	
ABSENTEE LEG DIST 14	0	0	0.0	0	0	0	0			0	0	0	0	0	
VOTE BY MAIL LEG DIST 14	0	0	0.0	0	0	0	0			0	0	0	0	0	
TOTAL VOTES LEG DIST 14	0	0	0.0	0	0	0	0			0	0	0	0	0	
TURNOUT AT POLLS LEG 15	4278	200	4.7	41	0	154	5			17	0	107	74	2	
ABSENTEE LEG DIST 15	0	968	0.0	207	1	731	29			82	0	534	340	12	
VOTE BY MAIL LEG DIST 15	2	2	100.0	1	0	1	0			1	0	1	0	0	
TOTAL VOTES LEG DIST 15	4280	1170	27.3	249	1	886	34			100	0	642	414	14	
TOTAL VOTES AT THE POLLS	4278	200	4.7	41	0	154	5			17	0	107	74	2	
TOTAL ABSENTEE VOTES	0	968	0.0	207	1	731	29			82	0	534	340	12	
TOTAL VOTE BY MAIL VOTES	2	2	100.0	1	0	1	0			1	0	1	0	0	
TOTAL VOTES CAST	4280	1170	27.3	249	1	886	34			100	0	642	414	14	

C O L U M N L E G E N D

1: WAPATO SCHOOL DIST. SCHOOL DIRECTOR DIST. 4 Blank Votes	4: WAPATO SCHOOL DIST. SCHOOL DIRECTOR DIST. 4 Writein Votes	7: WAPATO SCHOOL DIST. SCHOOL DIRECTOR DIST. 5 Blank Votes	10: WAPATO SCHOOL DIST. SCHOOL DIRECTOR DIST. 5 MEL RIGDON NP
2: WAPATO SCHOOL DIST. SCHOOL DIRECTOR DIST. 4 Over Votes	5:	8: WAPATO SCHOOL DIST. SCHOOL DIRECTOR DIST. 5 Over Votes	11: WAPATO SCHOOL DIST. SCHOOL DIRECTOR DIST. 5 Writein Votes
3: WAPATO SCHOOL DIST. SCHOOL DIRECTOR DIST. 4 REBECCA F. CORDOVA NP	6:	9: WAPATO SCHOOL DIST. SCHOOL DIRECTOR DIST. 5 CHRIS KLEBAUM NP	12:

Precinct	Voters	Trnout	Pct	1	2	3	4	5	6	7	8	9	10	11	12
YAKIMA 0154	78	7	9.0	2	0	2	3	0		2	0	3	2	0	
YAKIMA 0162	0	0	0.0	0	0	0	0	0		0	0	0	0	0	
YAKIMA 0163	588	57	9.7	7	0	20	30	0		7	0	39	11	0	
YAKIMA 0169	134	10	7.5	2	0	4	4	0		2	0	6	2	0	
YAKIMA 0179	1693	170	10.0	16	0	62	91	1		16	0	105	48	1	
YAKIMA 0181	1040	101	9.7	14	0	36	51	0		7	0	65	29	0	
YAKIMA 0182	1631	132	8.1	10	0	37	85	0		11	0	87	34	0	
YAKIMA 0186	1136	110	9.7	12	0	33	62	3		10	0	64	34	2	
APPLE VALLEY 3003	669	49	7.3	1	0	13	35	0		1	0	30	17	1	
COTTONWOOD 3205	1537	100	6.5	7	0	40	53	0		5	0	69	25	1	
E AHTANUM 3301	748	38	5.1	6	0	10	22	0		5	0	20	13	0	
ENGLEWOOD 3312	790	51	6.5	7	0	11	33	0		4	0	37	10	0	
GROMORE 3605	1104	89	8.1	14	0	22	53	0		6	0	67	16	0	
N TAMPICO 4114	140	35	25.0	5	0	17	13	0		2	0	19	14	0	
S AHTANUM 4623	109	14	12.8	1	0	4	9	0		0	0	9	5	0	
TAMPICO 4801	1009	90	8.9	8	0	26	55	1		4	0	45	41	0	
W AHTANUM 5003	903	74	8.2	11	0	33	30	0		4	0	41	29	0	
WESTVIEW 5010	725	49	6.8	4	0	16	28	1		4	0	31	13	1	
WILEY CITY 5014	648	41	6.3	6	0	8	27	0		0	0	26	15	0	
W WASHINGTON 5020	315	67	21.3	5	0	19	41	2		3	0	39	24	1	
ABSENTEE PRECINCT 0154	0	35	0.0	5	0	19	11	0		7	0	26	2	0	
ABSENTEE PRECINCT 0162	0	0	0.0	0	0	0	0	0		0	0	0	0	0	
ABSENTEE PRECINCT 0163	0	344	0.0	49	1	102	192	0		38	0	199	106	1	
ABSENTEE PRECINCT 0169	0	80	0.0	10	0	28	42	0		9	0	40	31	0	
ABSENTEE PRECINCT 0179	0	763	0.0	94	0	276	388	5		87	0	411	259	6	
ABSENTEE PRECINCT 0181	0	474	0.0	54	0	164	255	1		30	1	286	156	1	
ABSENTEE PRECINCT 0182	0	682	0.0	74	0	194	411	3		63	0	379	234	6	
ABSENTEE PRECINCT 0186	0	452	0.0	53	0	154	242	3		51	0	273	126	2	
ABSENTEE PRECINCT 3003	0	230	0.0	29	0	83	115	3		20	0	135	72	3	
ABSENTEE PRECINCT 3205	0	578	0.0	72	0	209	296	1		63	0	314	200	1	
ABSENTEE PRECINCT 3301	0	296	0.0	41	0	105	146	4		37	0	137	119	3	
ABSENTEE PRECINCT 3312	0	305	0.0	38	0	84	181	2		29	1	194	80	1	
ABSENTEE PRECINCT 3605	0	305	0.0	44	0	94	165	2		21	0	173	108	3	
ABSENTEE PRECINCT 4114	0	39	0.0	11	0	13	13	2		8	0	18	13	0	
ABSENTEE PRECINCT 4623	0	35	0.0	8	0	8	19	0		4	0	17	14	0	
ABSENTEE PRECINCT 4801	0	354	0.0	36	2	118	197	1		12	2	179	161	0	
ABSENTEE PRECINCT 5003	0	298	0.0	24	0	90	179	5		15	0	152	127	4	
ABSENTEE PRECINCT 5010	0	280	0.0	33	0	83	162	2		15	0	177	87	1	
ABSENTEE PRECINCT 5014	0	215	0.0	30	0	54	125	6		10	0	133	69	3	

C O L U M N L E G E N D

1: WEST VALLEY SCHOOL DIST. SCHOOL DIRECTOR DIST. 1 Blank Votes	4: WEST VALLEY SCHOOL DIST. SCHOOL DIRECTOR DIST. 1 MICHAEL (MIKE) MEYER NP	7: WEST VALLEY SCHOOL DIST. SCHOOL DIRECTOR DIST. 4 Blank Votes	10: WEST VALLEY SCHOOL DIST. SCHOOL DIRECTOR DIST. 4 IRENE GLESSNER NP
2: WEST VALLEY SCHOOL DIST. SCHOOL DIRECTOR DIST. 1 Over Votes	5: WEST VALLEY SCHOOL DIST. SCHOOL DIRECTOR DIST. 1 Writein Votes	8: WEST VALLEY SCHOOL DIST. SCHOOL DIRECTOR DIST. 4 Over Votes	11: WEST VALLEY SCHOOL DIST. SCHOOL DIRECTOR DIST. 4 Writein Votes
3: WEST VALLEY SCHOOL DIST. SCHOOL DIRECTOR DIST. 1 STEVEN R. GAULKE NP	6:	9: WEST VALLEY SCHOOL DIST. SCHOOL DIRECTOR DIST. 4 SASHA KINLOCH NP	12:

Precinct	Voters	Trnout	Pct	1	2	3	4	5	6	7	8	9	10	11	12
ABSENTEE PRECINCT 5020	0	134	0.0	11	0	51	72	0		5	0	81	48	0	
==> Precinct Totals	14997	1284	8.6	138	0	413	725	8		93	0	802	382	7	
==> Absentee Totals	0	5899	0.0	716	3	1929	3211	40		524	4	3324	2012	35	
==> Total Votes	14997	7183	47.9	854	3	2342	3936	48		617	4	4126	2394	42	

C O L U M N L E G E N D

1: WEST VALLEY SCHOOL DIST. SCHOOL DIRECTOR DIST. 1 Blank Votes	4: WEST VALLEY SCHOOL DIST. SCHOOL DIRECTOR DIST. 1 MICHAEL (MIKE) MEYER NP	7: WEST VALLEY SCHOOL DIST. SCHOOL DIRECTOR DIST. 4 Blank Votes	10: WEST VALLEY SCHOOL DIST. SCHOOL DIRECTOR DIST. 4 IRENE GLESSNER NP
2: WEST VALLEY SCHOOL DIST. SCHOOL DIRECTOR DIST. 1 Over Votes	5: WEST VALLEY SCHOOL DIST. SCHOOL DIRECTOR DIST. 1 Writein Votes	8: WEST VALLEY SCHOOL DIST. SCHOOL DIRECTOR DIST. 4 Over Votes	11: WEST VALLEY SCHOOL DIST. SCHOOL DIRECTOR DIST. 4 Writein Votes
3: WEST VALLEY SCHOOL DIST. SCHOOL DIRECTOR DIST. 1 STEVEN R. GAULKE NP	6:	9: WEST VALLEY SCHOOL DIST. SCHOOL DIRECTOR DIST. 4 SASHA KINLOCH NP	12:

R E C A P	Voters	Trnout	Pct	1	2	3	4	5	6	7	8	9	10	11	12
TURNOUT AT THE POLLS 13	0	0	0.0	0	0	0	0	0		0	0	0	0	0	
ABSENTEE LEG DIST 13	0	0	0.0	0	0	0	0	0		0	0	0	0	0	
VOTE BY MAIL LEG DIST 13	0	0	0.0	0	0	0	0	0		0	0	0	0	0	
TOTAL VOTES LEG DIST 13	0	0	0.0	0	0	0	0	0		0	0	0	0	0	
TURNOUT AT POLLS LEG 14	14433	1168	8.1	127	0	373	662	6		88	0	735	339	6	
ABSENTEE LEG DIST 14	0	5864	0.0	708	3	1921	3192	40		520	4	3307	1998	35	
VOTE BY MAIL LEG DIST 14	455	102	22.4	10	0	36	54	2		5	0	58	38	1	
TOTAL VOTES LEG DIST 14	14888	7134	47.9	845	3	2330	3908	48		613	4	4100	2375	42	
TURNOUT AT POLLS LEG 15	0	0	0.0	0	0	0	0	0		0	0	0	0	0	
ABSENTEE LEG DIST 15	0	35	0.0	8	0	8	19	0		4	0	17	14	0	
VOTE BY MAIL LEG DIST 15	109	14	12.8	1	0	4	9	0		0	0	9	5	0	
TOTAL VOTES LEG DIST 15	109	49	45.0	9	0	12	28	0		4	0	26	19	0	
TOTAL VOTES AT THE POLLS	14433	1168	8.1	127	0	373	662	6		88	0	735	339	6	
TOTAL ABSENTEE VOTES	0	5899	0.0	716	3	1929	3211	40		524	4	3324	2012	35	
TOTAL VOTE BY MAIL VOTES	564	116	20.6	11	0	40	63	2		5	0	67	43	1	
TOTAL VOTES CAST	14997	7183	47.9	854	3	2342	3936	48		617	4	4126	2394	42	

C O L U M N L E G E N D

1: WEST VALLEY SCHOOL DIST. SCHOOL DIRECTOR DIST. 1 Blank Votes	4: WEST VALLEY SCHOOL DIST. SCHOOL DIRECTOR DIST. 1 MICHAEL (MIKE) MEYER NP	7: WEST VALLEY SCHOOL DIST. SCHOOL DIRECTOR DIST. 4 Blank Votes	10: WEST VALLEY SCHOOL DIST. SCHOOL DIRECTOR DIST. 4 IRENE GLESSNER NP
2: WEST VALLEY SCHOOL DIST. SCHOOL DIRECTOR DIST. 1 Over Votes	5: WEST VALLEY SCHOOL DIST. SCHOOL DIRECTOR DIST. 1 Writein Votes	8: WEST VALLEY SCHOOL DIST. SCHOOL DIRECTOR DIST. 4 Over Votes	11: WEST VALLEY SCHOOL DIST. SCHOOL DIRECTOR DIST. 4 Writein Votes
3: WEST VALLEY SCHOOL DIST. SCHOOL DIRECTOR DIST. 1 STEVEN R. GAULKE NP	6:	9: WEST VALLEY SCHOOL DIST. SCHOOL DIRECTOR DIST. 4 SASHA KINLOCH NP	12:

Precinct	Voters	Trnout	Pct	1	2	3	4	5	6	7	8	9	10	11	12
YAKIMA 0154	78	7	9.0	2	0	5	0								
YAKIMA 0162	0	0	0.0	0	0	0	0								
YAKIMA 0163	588	57	9.7	11	0	44	2								
YAKIMA 0169	134	10	7.5	2	0	8	0								
YAKIMA 0179	1693	170	10.0	35	0	131	4								
YAKIMA 0181	1040	101	9.7	21	0	76	4								
YAKIMA 0182	1631	132	8.1	29	0	97	6								
YAKIMA 0186	1136	110	9.7	29	0	76	5								
APPLE VALLEY 3003	669	49	7.3	6	0	42	1								
COTTONWOOD 3205	1537	100	6.5	22	0	71	7								
E AHTANUM 3301	748	38	5.1	15	0	23	0								
ENGLEWOOD 3312	790	51	6.5	12	0	37	2								
GROMORE 3605	1104	89	8.1	25	0	64	0								
N TAMPICO 4114	140	35	25.0	10	0	24	1								
S AHTANUM 4623	109	14	12.8	4	0	10	0								
TAMPICO 4801	1009	90	8.9	21	0	66	3								
W AHTANUM 5003	903	74	8.2	18	0	55	1								
WESTVIEW 5010	725	49	6.8	10	0	34	5								
WILEY CITY 5014	648	41	6.3	4	0	36	1								
W WASHINGTON 5020	315	67	21.3	13	0	52	2								
ABSENTEE PRECINCT 0154	0	35	0.0	16	0	19	0								
ABSENTEE PRECINCT 0162	0	0	0.0	0	0	0	0								
ABSENTEE PRECINCT 0163	0	344	0.0	89	0	254	1								
ABSENTEE PRECINCT 0169	0	80	0.0	21	0	57	2								
ABSENTEE PRECINCT 0179	0	763	0.0	200	0	548	15								
ABSENTEE PRECINCT 0181	0	474	0.0	112	0	354	8								
ABSENTEE PRECINCT 0182	0	682	0.0	172	0	501	9								
ABSENTEE PRECINCT 0186	0	452	0.0	96	0	352	4								
ABSENTEE PRECINCT 3003	0	230	0.0	53	0	175	2								
ABSENTEE PRECINCT 3205	0	578	0.0	161	0	413	4								
ABSENTEE PRECINCT 3301	0	296	0.0	76	0	215	5								
ABSENTEE PRECINCT 3312	0	305	0.0	76	1	221	7								
ABSENTEE PRECINCT 3605	0	305	0.0	76	0	223	6								
ABSENTEE PRECINCT 4114	0	39	0.0	12	0	23	4								
ABSENTEE PRECINCT 4623	0	35	0.0	12	0	23	0								
ABSENTEE PRECINCT 4801	0	354	0.0	73	1	267	13								
ABSENTEE PRECINCT 5003	0	298	0.0	57	0	230	11								
ABSENTEE PRECINCT 5010	0	280	0.0	75	0	202	3								
ABSENTEE PRECINCT 5014	0	215	0.0	51	0	158	6								

C O L U M N L E G E N D

1: WEST VALLEY SCHOOL DIST. SCHOOL DIRECTOR DIST. 5 Blank Votes	4: WEST VALLEY SCHOOL DIST. SCHOOL DIRECTOR DIST. 5 Writein Votes	7:	10:
2: WEST VALLEY SCHOOL DIST. SCHOOL DIRECTOR DIST. 5 Over Votes	5:	8:	11:
3: WEST VALLEY SCHOOL DIST. SCHOOL DIRECTOR DIST. 5 ROBERT J. WEEDIN NP	6:	9:	12:

Precinct	Voters	Trnout	Pct	1	2	3	4	5	6	7	8	9	10	11	12
ABSENTEE PRECINCT 5020	0	134	0.0	27	0	100	7								
==> Precinct Totals	14997	1284	8.6	289	0	951	44								
==> Absentee Totals	0	5899	0.0	1455	2	4335	107								
==> Total Votes	14997	7183	47.9	1744	2	5286	151								

C O L U M N L E G E N D

1: WEST VALLEY SCHOOL DIST. SCHOOL DIRECTOR DIST. 5 Blank Votes	4: WEST VALLEY SCHOOL DIST. SCHOOL DIRECTOR DIST. 5 Writein Votes	7:	10:
2: WEST VALLEY SCHOOL DIST. SCHOOL DIRECTOR DIST. 5 Over Votes	5:	8:	11:
3: WEST VALLEY SCHOOL DIST. SCHOOL DIRECTOR DIST. 5 ROBERT J. WEEDIN NP	6:	9:	12:

R E C A P	Voters	Trnout	Pct	1	2	3	4	5	6	7	8	9	10	11	12
TURNOUT AT THE POLLS 13	0	0	0.0	0	0	0	0								
ABSENTEE LEG DIST 13	0	0	0.0	0	0	0	0								
VOTE BY MAIL LEG DIST 13	0	0	0.0	0	0	0	0								
TOTAL VOTES LEG DIST 13	0	0	0.0	0	0	0	0								
TURNOUT AT POLLS LEG 14	14433	1168	8.1	262	0	865	41								
ABSENTEE LEG DIST 14	0	5864	0.0	1443	2	4312	107								
VOTE BY MAIL LEG DIST 14	455	102	22.4	23	0	76	3								
TOTAL VOTES LEG DIST 14	14888	7134	47.9	1728	2	5253	151								
TURNOUT AT POLLS LEG 15	0	0	0.0	0	0	0	0								
ABSENTEE LEG DIST 15	0	35	0.0	12	0	23	0								
VOTE BY MAIL LEG DIST 15	109	14	12.8	4	0	10	0								
TOTAL VOTES LEG DIST 15	109	49	45.0	16	0	33	0								
TOTAL VOTES AT THE POLLS	14433	1168	8.1	262	0	865	41								
TOTAL ABSENTEE VOTES	0	5899	0.0	1455	2	4335	107								
TOTAL VOTE BY MAIL VOTES	564	116	20.6	27	0	86	3								
TOTAL VOTES CAST	14997	7183	47.9	1744	2	5286	151								

C O L U M N L E G E N D

1: WEST VALLEY SCHOOL DIST. SCHOOL DIRECTOR DIST. 5 Blank Votes	4: WEST VALLEY SCHOOL DIST. SCHOOL DIRECTOR DIST. 5 Writein Votes	7:	10:
2: WEST VALLEY SCHOOL DIST. SCHOOL DIRECTOR DIST. 5 Over Votes	5:	8:	11:
3: WEST VALLEY SCHOOL DIST. SCHOOL DIRECTOR DIST. 5 ROBERT J. WEEDIN NP	6:	9:	12:

Precinct	Voters	Trnout	Pct	1	2	3	4	5	6	7	8	9	10	11	12
HARRAH 0701	185	53	28.6	3	0	49	1								
HARRAH RURAL 3701	487	39	8.0	7	0	29	3								
WHITE SWAN 5012	940	48	5.1	8	0	37	3								
ABSENTEE PRECINCT 0701	0	30	0.0	1	0	29	0								
ABSENTEE PRECINCT 3701	0	116	0.0	17	0	95	4								
ABSENTEE PRECINCT 5012	0	136	0.0	27	0	102	7								
==> Precinct Totals	1612	140	8.7	18	0	115	7								
==> Absentee Totals	0	282	0.0	45	0	226	11								
==> Total Votes	1612	422	26.2	63	0	341	18								

C O L U M N L E G E N D

1: MT. ADAMS SCHOOL DIST.
SCHOOL DIRECTOR DIST. 1
Blank Votes

4: MT. ADAMS SCHOOL DIST.
SCHOOL DIRECTOR DIST. 1
Writein Votes

7:

10:

2: MT. ADAMS SCHOOL DIST.
SCHOOL DIRECTOR DIST. 1
Over Votes

5:

8:

11:

3: MT. ADAMS SCHOOL DIST.
SCHOOL DIRECTOR DIST. 1
LARRY J. GARCIA NP

6:

9:

12:

R E C A P	Voters	Trnout	Pct	1	2	3	4	5	6	7	8	9	10	11	12
TURNOUT AT THE POLLS 13	0	0	0.0	0	0	0	0								
ABSENTEE LEG DIST 13	0	0	0.0	0	0	0	0								
VOTE BY MAIL LEG DIST 13	0	0	0.0	0	0	0	0								
TOTAL VOTES LEG DIST 13	0	0	0.0	0	0	0	0								
TURNOUT AT POLLS LEG 14	0	0	0.0	0	0	0	0								
ABSENTEE LEG DIST 14	0	0	0.0	0	0	0	0								
VOTE BY MAIL LEG DIST 14	0	0	0.0	0	0	0	0								
TOTAL VOTES LEG DIST 14	0	0	0.0	0	0	0	0								
TURNOUT AT POLLS LEG 15	1427	87	6.1	15	0	66	6								
ABSENTEE LEG DIST 15	0	282	0.0	45	0	226	11								
VOTE BY MAIL LEG DIST 15	185	53	28.6	3	0	49	1								
TOTAL VOTES LEG DIST 15	1612	422	26.2	63	0	341	18								
TOTAL VOTES AT THE POLLS	1427	87	6.1	15	0	66	6								
TOTAL ABSENTEE VOTES	0	282	0.0	45	0	226	11								
TOTAL VOTE BY MAIL VOTES	185	53	28.6	3	0	49	1								
TOTAL VOTES CAST	1612	422	26.2	63	0	341	18								

C O L U M N L E G E N D

1: MT. ADAMS SCHOOL DIST. SCHOOL DIRECTOR DIST. 1 Blank Votes	4: MT. ADAMS SCHOOL DIST. SCHOOL DIRECTOR DIST. 1 Writein Votes	7:	10:
2: MT. ADAMS SCHOOL DIST. SCHOOL DIRECTOR DIST. 1 Over Votes	5:	8:	11:
3: MT. ADAMS SCHOOL DIST. SCHOOL DIRECTOR DIST. 1 LARRY J. GARCIA NP	6:	9:	12:

Precinct	Voters	Trnout	Pct	1	2	3	4	5	6	7	8	9	10	11	12
E TIETON 3308	592	87	14.7	0	0	19	68	0							
N COWICHE 4104	532	46	8.6	1	0	26	19	0							
S COWICHE 4609	260	46	17.7	1	0	28	16	1							
ABSENTEE PRECINCT 3308	0	222	0.0	5	0	82	132	3							
ABSENTEE PRECINCT 4104	0	175	0.0	8	0	88	79	0							
ABSENTEE PRECINCT 4609	0	90	0.0	4	0	51	35	0							
==> Precinct Totals	1384	179	12.9	2	0	73	103	1							
==> Absentee Totals	0	487	0.0	17	0	221	246	3							
==> Total Votes	1384	666	48.1	19	0	294	349	4							

C O L U M N L E G E N D

1: FIRE PROTECTION DIST. 1 COMMISSIONER POS. 3 Blank Votes	4: FIRE PROTECTION DIST. 1 COMMISSIONER POS. 3 RUSTY TILLET NP	7:	10:
2: FIRE PROTECTION DIST. 1 COMMISSIONER POS. 3 Over Votes	5: FIRE PROTECTION DIST. 1 COMMISSIONER POS. 3 Writein Votes	8:	11:
3: FIRE PROTECTION DIST. 1 COMMISSIONER POS. 3 N. DON ADAMS NP	6:	9:	12:

R E C A P	Voters	Trnout	Pct	1	2	3	4	5	6	7	8	9	10	11	12
TURNOUT AT THE POLLS 13	0	0	0.0	0	0	0	0	0							
ABSENTEE LEG DIST 13	0	0	0.0	0	0	0	0	0							
VOTE BY MAIL LEG DIST 13	0	0	0.0	0	0	0	0	0							
TOTAL VOTES LEG DIST 13	0	0	0.0	0	0	0	0	0							
TURNOUT AT POLLS LEG 14	1124	133	11.8	1	0	45	87	0							
ABSENTEE LEG DIST 14	0	487	0.0	17	0	221	246	3							
VOTE BY MAIL LEG DIST 14	260	46	17.7	1	0	28	16	1							
TOTAL VOTES LEG DIST 14	1384	666	48.1	19	0	294	349	4							
TURNOUT AT POLLS LEG 15	0	0	0.0	0	0	0	0	0							
ABSENTEE LEG DIST 15	0	0	0.0	0	0	0	0	0							
VOTE BY MAIL LEG DIST 15	0	0	0.0	0	0	0	0	0							
TOTAL VOTES LEG DIST 15	0	0	0.0	0	0	0	0	0							
TOTAL VOTES AT THE POLLS	1124	133	11.8	1	0	45	87	0							
TOTAL ABSENTEE VOTES	0	487	0.0	17	0	221	246	3							
TOTAL VOTE BY MAIL VOTES	260	46	17.7	1	0	28	16	1							
TOTAL VOTES CAST	1384	666	48.1	19	0	294	349	4							

C O L U M N L E G E N D

1: FIRE PROTECTION DIST. 1 COMMISSIONER POS. 3 Blank Votes	4: FIRE PROTECTION DIST. 1 COMMISSIONER POS. 3 RUSTY TILLET NP	7:	10:
2: FIRE PROTECTION DIST. 1 COMMISSIONER POS. 3 Over Votes	5: FIRE PROTECTION DIST. 1 COMMISSIONER POS. 3 Writein Votes	8:	11:
3: FIRE PROTECTION DIST. 1 COMMISSIONER POS. 3 N. DON ADAMS NP	6:	9:	12:

Precinct	Voters	Trnout	Pct	1	2	3	4	5	6	7	8	9	10	11	12
E SELAH 3306	381	35	9.2	6	0	28	1								
FIRING CENTER 3504	0	0	0.0	0	0	0	0								
LOWER WENAS 3903	1230	105	8.5	19	0	82	4								
NILE 4102	44	0	0.0	0	0	0	0								
N SELAH HGTS 4108	423	82	19.4	19	0	63	0								
N SELAH 4112	786	72	9.2	10	0	60	2								
N WENAS 4115	187	49	26.2	13	0	35	1								
POMONA 4402	627	53	8.5	9	0	44	0								
SELAH CENTRAL 4602	407	51	12.5	11	0	39	1								
SELAH EXTENSION 4603	1403	133	9.5	23	0	107	3								
SELAH RURAL 4604	267	46	17.2	10	0	34	2								
SELAH LOOP 4608	234	36	15.4	10	0	25	1								
S WENAS 4625	11	4	36.4	1	0	3	0								
W SELAH 5016	323	34	10.5	7	0	26	1								
ABSENTEE PRECINCT 3306	0	90	0.0	8	0	79	3								
ABSENTEE PRECINCT 3903	0	367	0.0	73	0	287	7								
ABSENTEE PRECINCT 4102	0	10	0.0	2	0	8	0								
ABSENTEE PRECINCT 4108	0	150	0.0	29	0	119	2								
ABSENTEE PRECINCT 4112	0	268	0.0	32	0	232	4								
ABSENTEE PRECINCT 4115	0	50	0.0	9	0	40	1								
ABSENTEE PRECINCT 4402	0	181	0.0	34	0	144	3								
ABSENTEE PRECINCT 4602	0	108	0.0	22	0	84	2								
ABSENTEE PRECINCT 4603	0	456	0.0	103	0	348	5								
ABSENTEE PRECINCT 4604	0	83	0.0	19	0	63	1								
ABSENTEE PRECINCT 4608	0	86	0.0	20	0	66	0								
ABSENTEE PRECINCT 5016	0	83	0.0	25	0	57	1								
==> Precinct Totals	6323	700	11.1	138	0	546	16								
==> Absentee Totals	0	1932	0.0	376	0	1527	29								
==> Total Votes	6323	2632	41.6	514	0	2073	45								

C O L U M N L E G E N D

1: FIRE PROTECTION DIST. 2 COMMISSIONER POS. 3 Blank Votes	4: FIRE PROTECTION DIST. 2 COMMISSIONER POS. 3 Writein Votes	7:	10:
2: FIRE PROTECTION DIST. 2 COMMISSIONER POS. 3 Over Votes	5:	8:	11:
3: FIRE PROTECTION DIST. 2 COMMISSIONER POS. 3 LARRY B. DAVIS NP	6:	9:	12:

R E C A P	Voters	Trnout	Pct	1	2	3	4	5	6	7	8	9	10	11	12
TURNOUT AT THE POLLS 13	4427	398	9.0	67	0	321	10								
ABSENTEE LEG DIST 13	0	1603	0.0	306	0	1271	26								
VOTE BY MAIL LEG DIST 13	928	138	14.9	32	0	103	3								
TOTAL VOTES LEG DIST 13	5355	2139	39.9	405	0	1695	39								
TURNOUT AT POLLS LEG 14	44	0	0.0	0	0	0	0								
ABSENTEE LEG DIST 14	0	329	0.0	70	0	256	3								
VOTE BY MAIL LEG DIST 14	924	164	17.7	39	0	122	3								
TOTAL VOTES LEG DIST 14	968	493	50.9	109	0	378	6								
TURNOUT AT POLLS LEG 15	0	0	0.0	0	0	0	0								
ABSENTEE LEG DIST 15	0	0	0.0	0	0	0	0								
VOTE BY MAIL LEG DIST 15	0	0	0.0	0	0	0	0								
TOTAL VOTES LEG DIST 15	0	0	0.0	0	0	0	0								
TOTAL VOTES AT THE POLLS	4471	398	8.9	67	0	321	10								
TOTAL ABSENTEE VOTES	0	1932	0.0	376	0	1527	29								
TOTAL VOTE BY MAIL VOTES	1852	302	16.3	71	0	225	6								
TOTAL VOTES CAST	6323	2632	41.6	514	0	2073	45								

C O L U M N L E G E N D

1: FIRE PROTECTION DIST. 2 COMMISSIONER POS. 3 Blank Votes	4: FIRE PROTECTION DIST. 2 COMMISSIONER POS. 3 Writein Votes	7:	10:
2: FIRE PROTECTION DIST. 2 COMMISSIONER POS. 3 Over Votes	5:	8:	11:
3: FIRE PROTECTION DIST. 2 COMMISSIONER POS. 3 LARRY B. DAVIS NP	6:	9:	12:

Precinct	Voters	Trnout	Pct	1	2	3	4	5	6	7	8	9	10	11	12
MOXEE 1101	486	32	6.6	2	0	29	1								
BUTTERFIELD 3106	669	46	6.9	7	0	35	4								
COUNTRY CLUB 3206	813	46	5.7	5	0	41	0								
E MOXEE 3304	658	35	5.3	4	0	30	1								
MOXEE RURAL 4003	1517	62	4.1	6	0	55	1								
N HOLLAND 4106	479	19	4.0	2	0	17	0								
REST HAVEN 4501	265	27	10.2	5	0	18	4								
ROZA HILL 4504	439	58	13.2	7	0	50	1								
SLAVIN 4606	668	32	4.8	7	0	24	1								
TERRACE HGTS 4802	1035	60	5.8	7	0	53	0								
YAKIMA RIDGE 5101	127	48	37.8	10	0	36	2								
ABSENTEE PRECINCT 1101	0	134	0.0	8	0	123	3								
ABSENTEE PRECINCT 3106	0	233	0.0	39	1	188	5								
ABSENTEE PRECINCT 3206	0	311	0.0	62	0	246	3								
ABSENTEE PRECINCT 3304	0	243	0.0	57	0	181	5								
ABSENTEE PRECINCT 4003	0	499	0.0	83	0	400	16								
ABSENTEE PRECINCT 4106	0	162	0.0	43	0	115	4								
ABSENTEE PRECINCT 4501	0	103	0.0	19	0	82	2								
ABSENTEE PRECINCT 4504	0	157	0.0	21	0	133	3								
ABSENTEE PRECINCT 4606	0	231	0.0	44	0	184	3								
ABSENTEE PRECINCT 4802	0	381	0.0	68	1	306	6								
ABSENTEE PRECINCT 5101	0	22	0.0	6	0	15	1								
==> Precinct Totals	7156	465	6.5	62	0	388	15								
==> Absentee Totals	0	2476	0.0	450	2	1973	51								
==> Total Votes	7156	2941	41.1	512	2	2361	66								

C O L U M N L E G E N D

1: FIRE PROTECTION DIST. 4 COMMISSIONER POS. 3 Blank Votes	4: FIRE PROTECTION DIST. 4 COMMISSIONER POS. 3 Writein Votes	7:	10:
2: FIRE PROTECTION DIST. 4 COMMISSIONER POS. 3 Over Votes	5:	8:	11:
3: FIRE PROTECTION DIST. 4 COMMISSIONER POS. 3 SCOTT KOKENGE NP	6:	9:	12:

R E C A P	Voters	Trnout	Pct	1	2	3	4	5	6	7	8	9	10	11	12
TURNOUT AT THE POLLS 13	3664	203	5.5	28	0	170	5								
ABSENTEE LEG DIST 13	0	1600	0.0	302	2	1269	27								
VOTE BY MAIL LEG DIST 13	831	133	16.0	22	0	104	7								
TOTAL VOTES LEG DIST 13	4495	1936	43.1	352	2	1543	39								
TURNOUT AT POLLS LEG 14	0	0	0.0	0	0	0	0								
ABSENTEE LEG DIST 14	0	0	0.0	0	0	0	0								
VOTE BY MAIL LEG DIST 14	0	0	0.0	0	0	0	0								
TOTAL VOTES LEG DIST 14	0	0	0.0	0	0	0	0								
TURNOUT AT POLLS LEG 15	2661	129	4.8	12	0	114	3								
ABSENTEE LEG DIST 15	0	876	0.0	148	0	704	24								
VOTE BY MAIL LEG DIST 15	0	0	0.0	0	0	0	0								
TOTAL VOTES LEG DIST 15	2661	1005	37.8	160	0	818	27								
TOTAL VOTES AT THE POLLS	6325	332	5.2	40	0	284	8								
TOTAL ABSENTEE VOTES	0	2476	0.0	450	2	1973	51								
TOTAL VOTE BY MAIL VOTES	831	133	16.0	22	0	104	7								
TOTAL VOTES CAST	7156	2941	41.1	512	2	2361	66								

C O L U M N L E G E N D

1: FIRE PROTECTION DIST. 4 COMMISSIONER POS. 3 Blank Votes	4: FIRE PROTECTION DIST. 4 COMMISSIONER POS. 3 Writein Votes	7:	10:
2: FIRE PROTECTION DIST. 4 COMMISSIONER POS. 3 Over Votes	5:	8:	11:
3: FIRE PROTECTION DIST. 4 COMMISSIONER POS. 3 SCOTT KOKENGE NP	6:	9:	12:

Precinct	Voters	Trnout	Pct	1	2	3	4	5	6	7	8	9	10	11	12
ALFALFA 3002	222	56	25.2	11	0	24	18	3							
BELMA 3101	1079	56	5.2	14	0	16	26	0							
BRADSHAW 3102	1040	39	3.8	4	0	16	19	0							
BUENA 3104	535	37	6.9	5	0	17	15	0							
BYRON 3105	58	9	15.5	2	0	2	5	0							
CRESCENT 3209	12	7	58.3	2	0	3	2	0							
E GRANGER 3303	326	71	21.8	12	0	35	24	0							
E TOPPENISH 3309	941	36	3.8	2	0	21	13	0							
E WAPATO 3310	1161	55	4.7	2	0	28	24	1							
E ZILLAH 3311	1152	228	19.8	47	0	106	74	1							
HARRAH RURAL 3701	604	42	7.0	3	0	17	22	0							
LIBERTY 3902	321	67	20.9	21	0	24	21	1							
MCKINLEY 4001	489	21	4.3	1	0	12	7	1							
MABTON RURAL 4002	342	30	8.8	2	0	16	12	0							
N GRANDVIEW 4105	289	42	14.5	13	0	14	15	0							
N SUNNYSIDE 4109	1220	119	9.8	21	0	34	64	0							
OUTLOOK 4303	256	55	21.5	9	0	27	18	1							
PARKER HGTS 4401	467	41	8.8	2	0	6	33	0							
S SUNNYSIDE 4615	574	46	8.0	3	0	19	24	0							
SUNNYVALLEY 4618	521	51	9.8	8	0	15	27	1							
S OUTLOOK 4628	252	52	20.6	6	0	24	22	0							
WANETA 5001	226	49	21.7	8	0	25	16	0							
WHITE SWAN 5012	868	38	4.4	2	0	24	12	0							
ABSENTEE PRECINCT 3002	0	22	0.0	6	0	12	4	0							
ABSENTEE PRECINCT 3101	0	354	0.0	89	0	122	133	10							
ABSENTEE PRECINCT 3102	0	239	0.0	36	0	87	112	4							
ABSENTEE PRECINCT 3104	0	175	0.0	15	0	90	68	2							
ABSENTEE PRECINCT 3105	0	7	0.0	4	0	1	2	0							
ABSENTEE PRECINCT 3303	0	91	0.0	17	0	46	27	1							
ABSENTEE PRECINCT 3309	0	226	0.0	40	0	125	57	4							
ABSENTEE PRECINCT 3310	0	232	0.0	20	0	101	104	7							
ABSENTEE PRECINCT 3311	0	404	0.0	113	0	188	98	5							
ABSENTEE PRECINCT 3701	0	156	0.0	27	0	69	58	2							
ABSENTEE PRECINCT 3902	0	94	0.0	24	0	35	35	0							
ABSENTEE PRECINCT 4001	0	115	0.0	11	0	70	33	1							
ABSENTEE PRECINCT 4002	0	59	0.0	14	0	22	22	1							
ABSENTEE PRECINCT 4105	0	91	0.0	23	0	29	35	4							
ABSENTEE PRECINCT 4109	0	383	0.0	82	0	116	183	2							
ABSENTEE PRECINCT 4303	0	85	0.0	22	1	24	36	2							

C O L U M N L E G E N D

1: FIRE PROTECTION DIST. 5 COMMISSIONER POS. 3 Blank Votes	4: FIRE PROTECTION DIST. 5 COMMISSIONER POS. 3 HENRY VANDENBRINK, JRNP	7:	10:
2: FIRE PROTECTION DIST. 5 COMMISSIONER POS. 3 Over Votes	5: FIRE PROTECTION DIST. 5 COMMISSIONER POS. 3 Writein Votes	8:	11:
3: FIRE PROTECTION DIST. 5 COMMISSIONER POS. 3 TODD LUNNING NP	6:	9:	12:

Precinct	Voters	Trnout	Pct	1	2	3	4	5	6	7	8	9	10	11	12
ABSENTEE PRECINCT 4401	0	145	0.0	14	0	24	107	0							
ABSENTEE PRECINCT 4615	0	190	0.0	36	0	78	75	1							
ABSENTEE PRECINCT 4618	0	149	0.0	38	0	44	67	0							
ABSENTEE PRECINCT 4628	0	41	0.0	4	0	17	18	2							
ABSENTEE PRECINCT 5001	0	32	0.0	4	0	11	17	0							
ABSENTEE PRECINCT 5012	0	124	0.0	23	0	66	34	1							
==> Precinct Totals	12955	1247	9.6	200	0	525	513	9							
==> Absentee Totals	0	3414	0.0	662	1	1377	1325	49							
==> Total Votes	12955	4661	36.0	862	1	1902	1838	58							

C O L U M N L E G E N D

1: FIRE PROTECTION DIST. 5 COMMISSIONER POS. 3 Blank Votes	4: FIRE PROTECTION DIST. 5 COMMISSIONER POS. 3 HENRY VANDENBRINK, JRNP	7:	10:
2: FIRE PROTECTION DIST. 5 COMMISSIONER POS. 3 Over Votes	5: FIRE PROTECTION DIST. 5 COMMISSIONER POS. 3 Writein Votes	8:	11:
3: FIRE PROTECTION DIST. 5 COMMISSIONER POS. 3 TODD LUNNING NP	6:	9:	12:

R E C A P	Voters	Trnout	Pct	1	2	3	4	5	6	7	8	9	10	11	12
TURNOUT AT THE POLLS 13	0	0	0.0	0	0	0	0	0							
ABSENTEE LEG DIST 13	0	0	0.0	0	0	0	0	0							
VOTE BY MAIL LEG DIST 13	0	0	0.0	0	0	0	0	0							
TOTAL VOTES LEG DIST 13	0	0	0.0	0	0	0	0	0							
TURNOUT AT POLLS LEG 14	0	0	0.0	0	0	0	0	0							
ABSENTEE LEG DIST 14	0	0	0.0	0	0	0	0	0							
VOTE BY MAIL LEG DIST 14	0	0	0.0	0	0	0	0	0							
TOTAL VOTES LEG DIST 14	0	0	0.0	0	0	0	0	0							
TURNOUT AT POLLS LEG 15	10993	839	7.6	116	0	347	372	4							
ABSENTEE LEG DIST 15	0	3414	0.0	662	1	1377	1325	49							
VOTE BY MAIL LEG DIST 15	1962	408	20.8	84	0	178	141	5							
TOTAL VOTES LEG DIST 15	12955	4661	36.0	862	1	1902	1838	58							
TOTAL VOTES AT THE POLLS	10993	839	7.6	116	0	347	372	4							
TOTAL ABSENTEE VOTES	0	3414	0.0	662	1	1377	1325	49							
TOTAL VOTE BY MAIL VOTES	1962	408	20.8	84	0	178	141	5							
TOTAL VOTES CAST	12955	4661	36.0	862	1	1902	1838	58							

C O L U M N L E G E N D

1: FIRE PROTECTION DIST. 5 COMMISSIONER POS. 3 Blank Votes	4: FIRE PROTECTION DIST. 5 COMMISSIONER POS. 3 HENRY VANDENBRINK, JRNP	7:	10:
2: FIRE PROTECTION DIST. 5 COMMISSIONER POS. 3 Over Votes	5: FIRE PROTECTION DIST. 5 COMMISSIONER POS. 3 Writein Votes	8:	11:
3: FIRE PROTECTION DIST. 5 COMMISSIONER POS. 3 TODD LUNNING NP	6:	9:	12:

Precinct	Voters	Trnout	Pct	1	2	3	4	5	6	7	8	9	10	11	12
COWICHE CANYON 3208	3	0	0.0	0	0	0	0								
ESCHBACH 3313	186	21	11.3	2	0	19	0								
GLEED 3602	1121	72	6.4	7	0	65	0								
N GLEED 4111	1019	95	9.3	13	0	78	4								
N WENAS 4115	0	0	0.0	0	0	0	0								
ABSENTEE PRECINCT 3208	0	1	0.0	0	0	1	0								
ABSENTEE PRECINCT 3313	0	76	0.0	19	0	56	1								
ABSENTEE PRECINCT 3602	0	398	0.0	98	0	291	9								
ABSENTEE PRECINCT 4111	0	294	0.0	56	0	236	2								
ABSENTEE PRECINCT 4115	0	0	0.0	0	0	0	0								
==> Precinct Totals	2329	188	8.1	22	0	162	4								
==> Absentee Totals	0	769	0.0	173	0	584	12								
==> Total Votes	2329	957	41.1	195	0	746	16								

C O L U M N L E G E N D

1: FIRE PROTECTION DIST. 6 COMMISSIONER POS. 3 Blank Votes	4: FIRE PROTECTION DIST. 6 COMMISSIONER POS. 3 Writein Votes	7:	10:
2: FIRE PROTECTION DIST. 6 COMMISSIONER POS. 3 Over Votes	5:	8:	11:
3: FIRE PROTECTION DIST. 6 COMMISSIONER POS. 3 MARK ROBERT NP	6:	9:	12:

R E C A P	Voters	Trnout	Pct	1	2	3	4	5	6	7	8	9	10	11	12
TURNOUT AT THE POLLS 13	0	0	0.0	0	0	0	0								
ABSENTEE LEG DIST 13	0	76	0.0	19	0	56	1								
VOTE BY MAIL LEG DIST 13	186	21	11.3	2	0	19	0								
TOTAL VOTES LEG DIST 13	186	97	52.2	21	0	75	1								
TURNOUT AT POLLS LEG 14	2140	167	7.8	20	0	143	4								
ABSENTEE LEG DIST 14	0	693	0.0	154	0	528	11								
VOTE BY MAIL LEG DIST 14	3	0	0.0	0	0	0	0								
TOTAL VOTES LEG DIST 14	2143	860	40.1	174	0	671	15								
TURNOUT AT POLLS LEG 15	0	0	0.0	0	0	0	0								
ABSENTEE LEG DIST 15	0	0	0.0	0	0	0	0								
VOTE BY MAIL LEG DIST 15	0	0	0.0	0	0	0	0								
TOTAL VOTES LEG DIST 15	0	0	0.0	0	0	0	0								
TOTAL VOTES AT THE POLLS	2140	167	7.8	20	0	143	4								
TOTAL ABSENTEE VOTES	0	769	0.0	173	0	584	12								
TOTAL VOTE BY MAIL VOTES	189	21	11.1	2	0	19	0								
TOTAL VOTES CAST	2329	957	41.1	195	0	746	16								

C O L U M N L E G E N D

1: FIRE PROTECTION DIST. 6 COMMISSIONER POS. 3 Blank Votes	4: FIRE PROTECTION DIST. 6 COMMISSIONER POS. 3 Writein Votes	7:	10:
2: FIRE PROTECTION DIST. 6 COMMISSIONER POS. 3 Over Votes	5:	8:	11:
3: FIRE PROTECTION DIST. 6 COMMISSIONER POS. 3 MARK ROBERT NP	6:	9:	12:

Precinct	Voters	Trnout	Pct	1	2	3	4	5	6	7	8	9	10	11	12
BYRON 3105	6	0	0.0	0	0	0	0								
GLADE 3601	44	27	61.4	1	0	26	0								
ABSENTEE PRECINCT 3105	0	4	0.0	1	0	3	0								
ABSENTEE PRECINCT 3601	0	9	0.0	0	0	7	2								
==> Precinct Totals	50	27	54.0	1	0	26	0								
==> Absentee Totals	0	13	0.0	1	0	10	2								
==> Total Votes	50	40	80.0	2	0	36	2								

C O L U M N L E G E N D

1: FIRE PROTECTION DIST. 7 COMMISSIONER POS. 3 Blank Votes	4: FIRE PROTECTION DIST. 7 COMMISSIONER POS. 3 Writein Votes	7:	10:
2: FIRE PROTECTION DIST. 7 COMMISSIONER POS. 3 Over Votes	5:	8:	11:
3: FIRE PROTECTION DIST. 7 COMMISSIONER POS. 3 RHON RASCHKO NP	6:	9:	12:

R E C A P	Voters	Trnout	Pct	1	2	3	4	5	6	7	8	9	10	11	12
TURNOUT AT THE POLLS 13	0	0	0.0	0	0	0	0								
ABSENTEE LEG DIST 13	0	0	0.0	0	0	0	0								
VOTE BY MAIL LEG DIST 13	0	0	0.0	0	0	0	0								
TOTAL VOTES LEG DIST 13	0	0	0.0	0	0	0	0								
TURNOUT AT POLLS LEG 14	0	0	0.0	0	0	0	0								
ABSENTEE LEG DIST 14	0	0	0.0	0	0	0	0								
VOTE BY MAIL LEG DIST 14	0	0	0.0	0	0	0	0								
TOTAL VOTES LEG DIST 14	0	0	0.0	0	0	0	0								
TURNOUT AT POLLS LEG 15	0	0	0.0	0	0	0	0								
ABSENTEE LEG DIST 15	0	13	0.0	1	0	10	2								
VOTE BY MAIL LEG DIST 15	50	27	54.0	1	0	26	0								
TOTAL VOTES LEG DIST 15	50	40	80.0	2	0	36	2								
TOTAL VOTES AT THE POLLS	0	0	0.0	0	0	0	0								
TOTAL ABSENTEE VOTES	0	13	0.0	1	0	10	2								
TOTAL VOTE BY MAIL VOTES	50	27	54.0	1	0	26	0								
TOTAL VOTES CAST	50	40	80.0	2	0	36	2								

C O L U M N L E G E N D

1: FIRE PROTECTION DIST. 7 COMMISSIONER POS. 3 Blank Votes	4: FIRE PROTECTION DIST. 7 COMMISSIONER POS. 3 Writein Votes	7:	10:
2: FIRE PROTECTION DIST. 7 COMMISSIONER POS. 3 Over Votes	5:	8:	11:
3: FIRE PROTECTION DIST. 7 COMMISSIONER POS. 3 RHON RASCHKO NP	6:	9:	12:

Precinct	Voters	Trnout	Pct	1	2	3	4	5	6	7	8	9	10	11	12
LOWER NACHES 3904	191	62	32.5	9	0	53	0			10	0	52	0		
NACHES HTS 4101	267	61	22.8	9	0	52	0			11	0	50	0		
S NACHES HGTS 4627	205	75	36.6	7	0	68	0			10	0	65	0		
ABSENTEE PRECINCT 3904	0	40	0.0	11	0	28	1			14	0	26	0		
ABSENTEE PRECINCT 4101	0	83	0.0	24	0	58	1			21	0	60	2		
ABSENTEE PRECINCT 4627	0	31	0.0	2	0	27	2			4	0	25	2		
==> Precinct Totals	663	198	29.9	25	0	173	0			31	0	167	0		
==> Absentee Totals	0	154	0.0	37	0	113	4			39	0	111	4		
==> Total Votes	663	352	53.1	62	0	286	4			70	0	278	4		

C O L U M N L E G E N D

1: FIRE PROTECTION DIST. 9 COMMISSIONER POS. 1 Blank Votes	4: FIRE PROTECTION DIST. 9 COMMISSIONER POS. 1 Writein Votes	7: FIRE PROTECTION DIST. 9 COMMISSIONER POS. 3 Blank Votes	10: FIRE PROTECTION DIST. 9 COMMISSIONER POS. 3 Writein Votes
2: FIRE PROTECTION DIST. 9 COMMISSIONER POS. 1 Over Votes	5:	8: FIRE PROTECTION DIST. 9 COMMISSIONER POS. 3 Over Votes	11:
3: FIRE PROTECTION DIST. 9 COMMISSIONER POS. 1 TED VANDER HOUWEN NP	6:	9: FIRE PROTECTION DIST. 9 COMMISSIONER POS. 3 ANDREW EVANS NP	12:

R E C A P	Voters	Trnout	Pct	1	2	3	4	5	6	7	8	9	10	11	12
TURNOUT AT THE POLLS 13	0	0	0.0	0	0	0	0			0	0	0	0		
ABSENTEE LEG DIST 13	0	0	0.0	0	0	0	0			0	0	0	0		
VOTE BY MAIL LEG DIST 13	0	0	0.0	0	0	0	0			0	0	0	0		
TOTAL VOTES LEG DIST 13	0	0	0.0	0	0	0	0			0	0	0	0		
TURNOUT AT POLLS LEG 14	0	0	0.0	0	0	0	0			0	0	0	0		
ABSENTEE LEG DIST 14	0	154	0.0	37	0	113	4			39	0	111	4		
VOTE BY MAIL LEG DIST 14	663	198	29.9	25	0	173	0			31	0	167	0		
TOTAL VOTES LEG DIST 14	663	352	53.1	62	0	286	4			70	0	278	4		
TURNOUT AT POLLS LEG 15	0	0	0.0	0	0	0	0			0	0	0	0		
ABSENTEE LEG DIST 15	0	0	0.0	0	0	0	0			0	0	0	0		
VOTE BY MAIL LEG DIST 15	0	0	0.0	0	0	0	0			0	0	0	0		
TOTAL VOTES LEG DIST 15	0	0	0.0	0	0	0	0			0	0	0	0		
TOTAL VOTES AT THE POLLS	0	0	0.0	0	0	0	0			0	0	0	0		
TOTAL ABSENTEE VOTES	0	154	0.0	37	0	113	4			39	0	111	4		
TOTAL VOTE BY MAIL VOTES	663	198	29.9	25	0	173	0			31	0	167	0		
TOTAL VOTES CAST	663	352	53.1	62	0	286	4			70	0	278	4		

C O L U M N L E G E N D

1: FIRE PROTECTION DIST. 9 COMMISSIONER POS. 1 Blank Votes	4: FIRE PROTECTION DIST. 9 COMMISSIONER POS. 1 Writein Votes	7: FIRE PROTECTION DIST. 9 COMMISSIONER POS. 3 Blank Votes	10: FIRE PROTECTION DIST. 9 COMMISSIONER POS. 3 Writein Votes
2: FIRE PROTECTION DIST. 9 COMMISSIONER POS. 1 Over Votes	5:	8: FIRE PROTECTION DIST. 9 COMMISSIONER POS. 3 Over Votes	11:
3: FIRE PROTECTION DIST. 9 COMMISSIONER POS. 1 TED VANDER HOUWEN NP	6:	9: FIRE PROTECTION DIST. 9 COMMISSIONER POS. 3 ANDREW EVANS NP	12:

Precinct	Voters	Trnout	Pct	1	2	3	4	5	6	7	8	9	10	11	12
COWICHE CANYON 3208	74	19	25.7	6	1	12	0								
ENGLEWOOD 3312	36	1	2.8	1	0	0	0								
SCENIC 4601	271	48	17.7	11	0	37	0								
ABSENTEE PRECINCT 3208	0	10	0.0	4	0	6	0								
ABSENTEE PRECINCT 3312	0	20	0.0	6	0	14	0								
ABSENTEE PRECINCT 4601	0	110	0.0	39	0	70	1								
==> Precinct Totals	381	68	17.8	18	1	49	0								
==> Absentee Totals	0	140	0.0	49	0	90	1								
==> Total Votes	381	208	54.6	67	1	139	1								

C O L U M N L E G E N D

1: FIRE PROTECTION DIST. 10 COMMISSIONER POS. 3 Blank Votes	4: FIRE PROTECTION DIST. 10 COMMISSIONER POS. 3 Writein Votes	7:	10:
2: FIRE PROTECTION DIST. 10 COMMISSIONER POS. 3 Over Votes	5:	8:	11:
3: FIRE PROTECTION DIST. 10 COMMISSIONER POS. 3 BOB INGHAM NP	6:	9:	12:

R E C A P	Voters	Trnout	Pct	1	2	3	4	5	6	7	8	9	10	11	12
TURNOUT AT THE POLLS 13	0	0	0.0	0	0	0	0								
ABSENTEE LEG DIST 13	0	0	0.0	0	0	0	0								
VOTE BY MAIL LEG DIST 13	0	0	0.0	0	0	0	0								
TOTAL VOTES LEG DIST 13	0	0	0.0	0	0	0	0								
TURNOUT AT POLLS LEG 14	36	1	2.8	1	0	0	0								
ABSENTEE LEG DIST 14	0	140	0.0	49	0	90	1								
VOTE BY MAIL LEG DIST 14	345	67	19.4	17	1	49	0								
TOTAL VOTES LEG DIST 14	381	208	54.6	67	1	139	1								
TURNOUT AT POLLS LEG 15	0	0	0.0	0	0	0	0								
ABSENTEE LEG DIST 15	0	0	0.0	0	0	0	0								
VOTE BY MAIL LEG DIST 15	0	0	0.0	0	0	0	0								
TOTAL VOTES LEG DIST 15	0	0	0.0	0	0	0	0								
TOTAL VOTES AT THE POLLS	36	1	2.8	1	0	0	0								
TOTAL ABSENTEE VOTES	0	140	0.0	49	0	90	1								
TOTAL VOTE BY MAIL VOTES	345	67	19.4	17	1	49	0								
TOTAL VOTES CAST	381	208	54.6	67	1	139	1								

C O L U M N L E G E N D

1: FIRE PROTECTION DIST. 10 COMMISSIONER POS. 3 Blank Votes	4: FIRE PROTECTION DIST. 10 COMMISSIONER POS. 3 Writein Votes	7:	10:
2: FIRE PROTECTION DIST. 10 COMMISSIONER POS. 3 Over Votes	5:	8:	11:
3: FIRE PROTECTION DIST. 10 COMMISSIONER POS. 3 BOB INGHAM NP	6:	9:	12:

Precinct	Voters	Trnout	Pct	1	2	3	4	5	6	7	8	9	10	11	12
APPLE VALLEY 3003	669	49	7.3	4	0	44	1			4	0	45	0		
COTTONWOOD 3205	1537	100	6.5	22	0	77	1			21	0	78	1		
COWICHE CANYON 3208	48	20	41.7	7	0	13	0			6	0	14	0		
E AHTANUM 3301	748	38	5.1	15	0	23	0			14	0	23	1		
ENGLEWOOD 3312	754	50	6.6	9	0	39	2			10	0	39	1		
GROMORE 3605	1104	89	8.1	18	0	69	2			19	0	70	0		
N TAMPICO 4114	140	35	25.0	10	0	23	2			10	0	23	2		
S AHTANUM 4623	111	16	14.4	2	0	14	0			4	0	12	0		
SUMMITVIEW 4626	30	7	23.3	2	0	5	0			2	0	5	0		
TAMPICO 4801	1009	90	8.9	14	0	72	4			16	0	69	5		
W AHTANUM 5003	903	74	8.2	13	0	58	3			13	0	60	1		
WESTVIEW 5010	728	50	6.9	11	0	38	1			8	0	40	2		
WILEY CITY 5014	648	41	6.3	5	0	35	1			5	0	36	0		
W WASHINGTON 5020	315	67	21.3	10	0	55	2			11	0	53	3		
ABSENTEE PRECINCT 3003	0	230	0.0	50	0	177	3			46	0	178	6		
ABSENTEE PRECINCT 3205	0	578	0.0	151	0	419	8			146	0	425	7		
ABSENTEE PRECINCT 3208	0	9	0.0	2	0	7	0			2	0	7	0		
ABSENTEE PRECINCT 3301	0	296	0.0	71	0	217	8			73	0	213	10		
ABSENTEE PRECINCT 3312	0	285	0.0	58	0	224	3			59	0	223	3		
ABSENTEE PRECINCT 3605	0	305	0.0	71	1	226	7			71	0	228	6		
ABSENTEE PRECINCT 4114	0	39	0.0	14	0	22	3			15	0	22	2		
ABSENTEE PRECINCT 4623	0	35	0.0	11	0	24	0			11	0	24	0		
ABSENTEE PRECINCT 4626	0	5	0.0	1	0	3	1			1	0	3	1		
ABSENTEE PRECINCT 4801	0	354	0.0	72	1	271	10			70	1	276	7		
ABSENTEE PRECINCT 5003	0	298	0.0	52	0	236	10			52	1	234	11		
ABSENTEE PRECINCT 5010	0	280	0.0	75	0	198	7			71	0	204	5		
ABSENTEE PRECINCT 5014	0	215	0.0	52	1	158	4			54	0	155	6		
ABSENTEE PRECINCT 5020	0	134	0.0	30	0	103	1			29	0	99	6		
==> Precinct Totals	8744	726	8.3	142	0	565	19			143	0	567	16		
==> Absentee Totals	0	3063	0.0	710	3	2285	65			700	2	2291	70		
==> Total Votes	8744	3789	43.3	852	3	2850	84			843	2	2858	86		

C O L U M N L E G E N D

1: FIRE PROTECTION DIST. 12 COMMISSIONER POS. 1 Blank Votes	4: FIRE PROTECTION DIST. 12 COMMISSIONER POS. 1 Writein Votes	7: FIRE PROTECTION DIST. 12 COMMISSIONER POS. 3 Blank Votes	10: FIRE PROTECTION DIST. 12 COMMISSIONER POS. 3 Writein Votes
2: FIRE PROTECTION DIST. 12 COMMISSIONER POS. 1 Over Votes	5:	8: FIRE PROTECTION DIST. 12 COMMISSIONER POS. 3 Over Votes	11:
3: FIRE PROTECTION DIST. 12 COMMISSIONER POS. 1 JERRY K. CRAIG NP	6:	9: FIRE PROTECTION DIST. 12 COMMISSIONER POS. 3 DEAN P. ARMITAGE NP	12:

R E C A P	Voters	Trnout	Pct	1	2	3	4	5	6	7	8	9	10	11	12
TURNOUT AT THE POLLS 13	0	0	0.0	0	0	0	0			0	0	0	0		
ABSENTEE LEG DIST 13	0	0	0.0	0	0	0	0			0	0	0	0		
VOTE BY MAIL LEG DIST 13	0	0	0.0	0	0	0	0			0	0	0	0		
TOTAL VOTES LEG DIST 13	0	0	0.0	0	0	0	0			0	0	0	0		
TURNOUT AT POLLS LEG 14	8100	581	7.2	111	0	455	15			110	0	460	11		
ABSENTEE LEG DIST 14	0	3028	0.0	699	3	2261	65			689	2	2267	70		
VOTE BY MAIL LEG DIST 14	533	129	24.2	29	0	96	4			29	0	95	5		
TOTAL VOTES LEG DIST 14	8633	3738	43.3	839	3	2812	84			828	2	2822	86		
TURNOUT AT POLLS LEG 15	0	0	0.0	0	0	0	0			0	0	0	0		
ABSENTEE LEG DIST 15	0	35	0.0	11	0	24	0			11	0	24	0		
VOTE BY MAIL LEG DIST 15	111	16	14.4	2	0	14	0			4	0	12	0		
TOTAL VOTES LEG DIST 15	111	51	45.9	13	0	38	0			15	0	36	0		
TOTAL VOTES AT THE POLLS	8100	581	7.2	111	0	455	15			110	0	460	11		
TOTAL ABSENTEE VOTES	0	3063	0.0	710	3	2285	65			700	2	2291	70		
TOTAL VOTE BY MAIL VOTES	644	145	22.5	31	0	110	4			33	0	107	5		
TOTAL VOTES CAST	8744	3789	43.3	852	3	2850	84			843	2	2858	86		

C O L U M N L E G E N D

1: FIRE PROTECTION DIST. 12 COMMISSIONER POS. 1 Blank Votes	4: FIRE PROTECTION DIST. 12 COMMISSIONER POS. 1 Writein Votes	7: FIRE PROTECTION DIST. 12 COMMISSIONER POS. 3 Blank Votes	10: FIRE PROTECTION DIST. 12 COMMISSIONER POS. 3 Writein Votes
2: FIRE PROTECTION DIST. 12 COMMISSIONER POS. 1 Over Votes	5:	8: FIRE PROTECTION DIST. 12 COMMISSIONER POS. 3 Over Votes	11:
3: FIRE PROTECTION DIST. 12 COMMISSIONER POS. 1 JERRY K. CRAIG NP	6:	9: FIRE PROTECTION DIST. 12 COMMISSIONER POS. 3 DEAN P. ARMITAGE NP	12:

Precinct	Voters	Trnout	Pct	1	2	3	4	5	6	7	8	9	10	11	12
CLIFFDELL 3204	93	40	43.0	8	0	32	0								
GLEED 3602	34	0	0.0	0	0	0	0								
NILE 4102	586	43	7.3	6	0	34	3								
RIMROCK 4503	0	0	0.0	0	0	0	0								
ABSENTEE PRECINCT 3204	0	16	0.0	5	0	11	0								
ABSENTEE PRECINCT 3602	0	16	0.0	1	0	15	0								
ABSENTEE PRECINCT 4102	0	218	0.0	46	0	161	11								
ABSENTEE PRECINCT 4503	0	0	0.0	0	0	0	0								
==> Precinct Totals	713	83	11.6	14	0	66	3								
==> Absentee Totals	0	250	0.0	52	0	187	11								
==> Total Votes	713	333	46.7	66	0	253	14								

C O L U M N L E G E N D

1: FIRE PROTECTION DIST. 14 COMMISSIONER POS. 3 Blank Votes	4: FIRE PROTECTION DIST. 14 COMMISSIONER POS. 3 Writein Votes	7:	10:
2: FIRE PROTECTION DIST. 14 COMMISSIONER POS. 3 Over Votes	5:	8:	11:
3: FIRE PROTECTION DIST. 14 COMMISSIONER POS. 3 ANDY SIMKUS NP	6:	9:	12:

R E C A P	Voters	Trnout	Pct	1	2	3	4	5	6	7	8	9	10	11	12
TURNOUT AT THE POLLS 13	0	0	0.0	0	0	0	0								
ABSENTEE LEG DIST 13	0	0	0.0	0	0	0	0								
VOTE BY MAIL LEG DIST 13	0	0	0.0	0	0	0	0								
TOTAL VOTES LEG DIST 13	0	0	0.0	0	0	0	0								
TURNOUT AT POLLS LEG 14	620	43	6.9	6	0	34	3								
ABSENTEE LEG DIST 14	0	250	0.0	52	0	187	11								
VOTE BY MAIL LEG DIST 14	93	40	43.0	8	0	32	0								
TOTAL VOTES LEG DIST 14	713	333	46.7	66	0	253	14								
TURNOUT AT POLLS LEG 15	0	0	0.0	0	0	0	0								
ABSENTEE LEG DIST 15	0	0	0.0	0	0	0	0								
VOTE BY MAIL LEG DIST 15	0	0	0.0	0	0	0	0								
TOTAL VOTES LEG DIST 15	0	0	0.0	0	0	0	0								
TOTAL VOTES AT THE POLLS	620	43	6.9	6	0	34	3								
TOTAL ABSENTEE VOTES	0	250	0.0	52	0	187	11								
TOTAL VOTE BY MAIL VOTES	93	40	43.0	8	0	32	0								
TOTAL VOTES CAST	713	333	46.7	66	0	253	14								

C O L U M N L E G E N D

1: FIRE PROTECTION DIST. 14 COMMISSIONER POS. 3 Blank Votes	4: FIRE PROTECTION DIST. 14 COMMISSIONER POS. 3 Writein Votes	7:	10:
2: FIRE PROTECTION DIST. 14 COMMISSIONER POS. 3 Over Votes	5:	8:	11:
3: FIRE PROTECTION DIST. 14 COMMISSIONER POS. 3 ANDY SIMKUS NP	6:	9:	12:

Precinct	Voters	Trnout	Pct	1	2	3	4	5	6	7	8	9	10	11	12
NACHES 1301	366	35	9.6	4	0	31	0			1	0	34	0		
E NACHES 3305	636	38	6.0	12	0	24	2			9	0	28	1		
E TIETON 3308	0	0	0.0	0	0	0	0			0	0	0	0		
N WENAS 4115	98	29	29.6	6	0	23	0			4	0	24	1		
ABSENTEE PRECINCT 1301	0	124	0.0	19	0	105	0			16	0	105	3		
ABSENTEE PRECINCT 3305	0	215	0.0	56	0	157	2			45	0	164	6		
ABSENTEE PRECINCT 3308	0	0	0.0	0	0	0	0			0	0	0	0		
ABSENTEE PRECINCT 4115	0	26	0.0	6	0	20	0			2	0	23	1		
==> Precinct Totals	1100	102	9.3	22	0	78	2			14	0	86	2		
==> Absentee Totals	0	365	0.0	81	0	282	2			63	0	292	10		
==> Total Votes	1100	467	42.5	103	0	360	4			77	0	378	12		

C O L U M N L E G E N D

1: NACHES PARK & RECREATION COMMISSIONER DIST. 1 Blank Votes	4: NACHES PARK & RECREATION COMMISSIONER DIST. 1 Writein Votes	7: NACHES PARK & RECREATION COMMISSIONER DIST. 2 Blank Votes	10: NACHES PARK & RECREATION COMMISSIONER DIST. 2 Writein Votes
2: NACHES PARK & RECREATION COMMISSIONER DIST. 1 Over Votes	5:	8: NACHES PARK & RECREATION COMMISSIONER DIST. 2 Over Votes	11:
3: NACHES PARK & RECREATION COMMISSIONER DIST. 1 HAZEL BARNETT NP	6:	9: NACHES PARK & RECREATION COMMISSIONER DIST. 2 MARGARET L ST. MARTINNP	12:

R E C A P	Voters	Trnout	Pct	1	2	3	4	5	6	7	8	9	10	11	12
TURNOUT AT THE POLLS 13	0	0	0.0	0	0	0	0			0	0	0	0		
ABSENTEE LEG DIST 13	0	26	0.0	6	0	20	0			2	0	23	1		
VOTE BY MAIL LEG DIST 13	98	29	29.6	6	0	23	0			4	0	24	1		
TOTAL VOTES LEG DIST 13	98	55	56.1	12	0	43	0			6	0	47	2		
TURNOUT AT POLLS LEG 14	1002	73	7.3	16	0	55	2			10	0	62	1		
ABSENTEE LEG DIST 14	0	339	0.0	75	0	262	2			61	0	269	9		
VOTE BY MAIL LEG DIST 14	0	0	0.0	0	0	0	0			0	0	0	0		
TOTAL VOTES LEG DIST 14	1002	412	41.1	91	0	317	4			71	0	331	10		
TURNOUT AT POLLS LEG 15	0	0	0.0	0	0	0	0			0	0	0	0		
ABSENTEE LEG DIST 15	0	0	0.0	0	0	0	0			0	0	0	0		
VOTE BY MAIL LEG DIST 15	0	0	0.0	0	0	0	0			0	0	0	0		
TOTAL VOTES LEG DIST 15	0	0	0.0	0	0	0	0			0	0	0	0		
TOTAL VOTES AT THE POLLS	1002	73	7.3	16	0	55	2			10	0	62	1		
TOTAL ABSENTEE VOTES	0	365	0.0	81	0	282	2			63	0	292	10		
TOTAL VOTE BY MAIL VOTES	98	29	29.6	6	0	23	0			4	0	24	1		
TOTAL VOTES CAST	1100	467	42.5	103	0	360	4			77	0	378	12		

C O L U M N L E G E N D

1: NACHES PARK & RECREATION COMMISSIONER DIST. 1 Blank Votes	4: NACHES PARK & RECREATION COMMISSIONER DIST. 1 Writein Votes	7: NACHES PARK & RECREATION COMMISSIONER DIST. 2 Blank Votes	10: NACHES PARK & RECREATION COMMISSIONER DIST. 2 Writein Votes
2: NACHES PARK & RECREATION COMMISSIONER DIST. 1 Over Votes	5:	8: NACHES PARK & RECREATION COMMISSIONER DIST. 2 Over Votes	11:
3: NACHES PARK & RECREATION COMMISSIONER DIST. 1 HAZEL BARNETT NP	6:	9: NACHES PARK & RECREATION COMMISSIONER DIST. 2 MARGARET L ST. MARTINNP	12:

Precinct	Voters	Trnout	Pct	1	2	3	4	5	6	7	8	9	10	11	12
NACHES 1301	366	35	9.6	6	0	27	2			1	0	34	0		
E NACHES 3305	636	38	6.0	14	0	20	4			11	0	25	2		
E TIETON 3308	0	0	0.0	0	0	0	0			0	0	0	0		
N WENAS 4115	98	29	29.6	6	0	22	1			5	0	22	2		
ABSENTEE PRECINCT 1301	0	124	0.0	24	1	94	5			18	0	104	2		
ABSENTEE PRECINCT 3305	0	215	0.0	63	0	145	7			50	0	160	5		
ABSENTEE PRECINCT 3308	0	0	0.0	0	0	0	0			0	0	0	0		
ABSENTEE PRECINCT 4115	0	26	0.0	6	0	20	0			3	0	23	0		
==> Precinct Totals	1100	102	9.3	26	0	69	7			17	0	81	4		
==> Absentee Totals	0	365	0.0	93	1	259	12			71	0	287	7		
==> Total Votes	1100	467	42.5	119	1	328	19			88	0	368	11		

C O L U M N L E G E N D

1: NACHES PARK & RECREATION COMMISSIONER DIST. 3 Blank Votes	4: NACHES PARK & RECREATION COMMISSIONER DIST. 3 Writein Votes	7: NACHES PARK & RECREATION COMMISSIONER DIST. 4 Blank Votes	10: NACHES PARK & RECREATION COMMISSIONER DIST. 4 Writein Votes
2: NACHES PARK & RECREATION COMMISSIONER DIST. 3 Over Votes	5:	8: NACHES PARK & RECREATION COMMISSIONER DIST. 4 Over Votes	11:
3: NACHES PARK & RECREATION COMMISSIONER DIST. 3 WAYNE L. HAWVER NP	6:	9: NACHES PARK & RECREATION COMMISSIONER DIST. 4 PAT LOUNSBURY NP	12:

R E C A P	Voters	Trnout	Pct	1	2	3	4	5	6	7	8	9	10	11	12
TURNOUT AT THE POLLS 13	0	0	0.0	0	0	0	0			0	0	0	0		
ABSENTEE LEG DIST 13	0	26	0.0	6	0	20	0			3	0	23	0		
VOTE BY MAIL LEG DIST 13	98	29	29.6	6	0	22	1			5	0	22	2		
TOTAL VOTES LEG DIST 13	98	55	56.1	12	0	42	1			8	0	45	2		
TURNOUT AT POLLS LEG 14	1002	73	7.3	20	0	47	6			12	0	59	2		
ABSENTEE LEG DIST 14	0	339	0.0	87	1	239	12			68	0	264	7		
VOTE BY MAIL LEG DIST 14	0	0	0.0	0	0	0	0			0	0	0	0		
TOTAL VOTES LEG DIST 14	1002	412	41.1	107	1	286	18			80	0	323	9		
TURNOUT AT POLLS LEG 15	0	0	0.0	0	0	0	0			0	0	0	0		
ABSENTEE LEG DIST 15	0	0	0.0	0	0	0	0			0	0	0	0		
VOTE BY MAIL LEG DIST 15	0	0	0.0	0	0	0	0			0	0	0	0		
TOTAL VOTES LEG DIST 15	0	0	0.0	0	0	0	0			0	0	0	0		
TOTAL VOTES AT THE POLLS	1002	73	7.3	20	0	47	6			12	0	59	2		
TOTAL ABSENTEE VOTES	0	365	0.0	93	1	259	12			71	0	287	7		
TOTAL VOTE BY MAIL VOTES	98	29	29.6	6	0	22	1			5	0	22	2		
TOTAL VOTES CAST	1100	467	42.5	119	1	328	19			88	0	368	11		

C O L U M N L E G E N D

1: NACHES PARK & RECREATION COMMISSIONER DIST. 3 Blank Votes	4: NACHES PARK & RECREATION COMMISSIONER DIST. 3 Writein Votes	7: NACHES PARK & RECREATION COMMISSIONER DIST. 4 Blank Votes	10: NACHES PARK & RECREATION COMMISSIONER DIST. 4 Writein Votes
2: NACHES PARK & RECREATION COMMISSIONER DIST. 3 Over Votes	5:	8: NACHES PARK & RECREATION COMMISSIONER DIST. 4 Over Votes	11:
3: NACHES PARK & RECREATION COMMISSIONER DIST. 3 WAYNE L. HAWVER NP	6:	9: NACHES PARK & RECREATION COMMISSIONER DIST. 4 PAT LOUNSBURY NP	12:

Precinct	Voters	Trnout	Pct	1	2	3	4	5	6	7	8	9	10	11	12
NACHES 1301	366	35	9.6	3	0	32	0								
E NACHES 3305	636	38	6.0	13	0	23	2								
E TIETON 3308	0	0	0.0	0	0	0	0								
N WENAS 4115	98	29	29.6	6	0	22	1								
ABSENTEE PRECINCT 1301	0	124	0.0	22	0	100	2								
ABSENTEE PRECINCT 3305	0	215	0.0	57	0	154	4								
ABSENTEE PRECINCT 3308	0	0	0.0	0	0	0	0								
ABSENTEE PRECINCT 4115	0	26	0.0	6	0	20	0								
==> Precinct Totals	1100	102	9.3	22	0	77	3								
==> Absentee Totals	0	365	0.0	85	0	274	6								
==> Total Votes	1100	467	42.5	107	0	351	9								

C O L U M N L E G E N D

1: NACHES PARK & RECREATION COMMISSIONER DIST. 5 Blank Votes	4: NACHES PARK & RECREATION COMMISSIONER DIST. 5 Writein Votes	7:	10:
2: NACHES PARK & RECREATION COMMISSIONER DIST. 5 Over Votes	5:	8:	11:
3: NACHES PARK & RECREATION COMMISSIONER DIST. 5 LARRY D. DEKKER NP	6:	9:	12:

R E C A P	Voters	Trnout	Pct	1	2	3	4	5	6	7	8	9	10	11	12
TURNOUT AT THE POLLS 13	0	0	0.0	0	0	0	0								
ABSENTEE LEG DIST 13	0	26	0.0	6	0	20	0								
VOTE BY MAIL LEG DIST 13	98	29	29.6	6	0	22	1								
TOTAL VOTES LEG DIST 13	98	55	56.1	12	0	42	1								
TURNOUT AT POLLS LEG 14	1002	73	7.3	16	0	55	2								
ABSENTEE LEG DIST 14	0	339	0.0	79	0	254	6								
VOTE BY MAIL LEG DIST 14	0	0	0.0	0	0	0	0								
TOTAL VOTES LEG DIST 14	1002	412	41.1	95	0	309	8								
TURNOUT AT POLLS LEG 15	0	0	0.0	0	0	0	0								
ABSENTEE LEG DIST 15	0	0	0.0	0	0	0	0								
VOTE BY MAIL LEG DIST 15	0	0	0.0	0	0	0	0								
TOTAL VOTES LEG DIST 15	0	0	0.0	0	0	0	0								
TOTAL VOTES AT THE POLLS	1002	73	7.3	16	0	55	2								
TOTAL ABSENTEE VOTES	0	365	0.0	85	0	274	6								
TOTAL VOTE BY MAIL VOTES	98	29	29.6	6	0	22	1								
TOTAL VOTES CAST	1100	467	42.5	107	0	351	9								

C O L U M N L E G E N D

1: NACHES PARK & RECREATION COMMISSIONER DIST. 5 Blank Votes	4: NACHES PARK & RECREATION COMMISSIONER DIST. 5 Writein Votes	7:	10:
2: NACHES PARK & RECREATION COMMISSIONER DIST. 5 Over Votes	5:	8:	11:
3: NACHES PARK & RECREATION COMMISSIONER DIST. 5 LARRY D. DEKKER NP	6:	9:	12:

Precinct	Voters	Trnout	Pct	1	2	3	4	5	6	7	8	9	10	11	12
GRANDVIEW 0301	196	50	25.5	0	0	46	4								
GRANDVIEW 0302	782	47	6.0	3	0	42	2								
GRANDVIEW 0303	719	38	5.3	1	0	35	2								
GRANDVIEW 0304	139	22	15.8	6	0	16	0								
GRANDVIEW 0305	20	4	20.0	0	0	4	0								
GRANDVIEW 0306	757	46	6.1	6	0	38	2								
BELMA 3101	1079	56	5.2	9	0	47	0								
BYRON 3105	68	11	16.2	2	0	9	0								
N GRANDVIEW 4105	289	42	14.5	15	0	27	0								
WANETA 5001	226	49	21.7	6	0	43	0								
ABSENTEE PRECINCT 0301	0	20	0.0	2	0	16	2								
ABSENTEE PRECINCT 0302	0	167	0.0	27	0	136	4								
ABSENTEE PRECINCT 0303	0	141	0.0	25	1	113	2								
ABSENTEE PRECINCT 0304	0	47	0.0	2	0	44	1								
ABSENTEE PRECINCT 0305	0	9	0.0	1	0	8	0								
ABSENTEE PRECINCT 0306	0	264	0.0	34	0	227	3								
ABSENTEE PRECINCT 3101	0	354	0.0	54	0	288	12								
ABSENTEE PRECINCT 3105	0	11	0.0	4	0	7	0								
ABSENTEE PRECINCT 4105	0	91	0.0	13	0	75	3								
ABSENTEE PRECINCT 5001	0	32	0.0	4	0	24	4								
==> Precinct Totals	4275	365	8.5	48	0	307	10								
==> Absentee Totals	0	1136	0.0	166	1	938	31								
==> Total Votes	4275	1501	35.1	214	1	1245	41								

C O L U M N L E G E N D

1: PORT OF GRANDVIEW
COMMISSIONER DIST. 2
Blank Votes

4: PORT OF GRANDVIEW
COMMISSIONER DIST. 2
Writein Votes

7:

10:

2: PORT OF GRANDVIEW
COMMISSIONER DIST. 2
Over Votes

5:

8:

11:

3: PORT OF GRANDVIEW
COMMISSIONER DIST. 2
JAMES E. WHITE NP

6:

9:

12:

R E C A P	Voters	Trnout	Pct	1	2	3	4	5	6	7	8	9	10	11	12
TURNOUT AT THE POLLS 13	0	0	0.0	0	0	0	0								
ABSENTEE LEG DIST 13	0	0	0.0	0	0	0	0								
VOTE BY MAIL LEG DIST 13	0	0	0.0	0	0	0	0								
TOTAL VOTES LEG DIST 13	0	0	0.0	0	0	0	0								
TURNOUT AT POLLS LEG 14	0	0	0.0	0	0	0	0								
ABSENTEE LEG DIST 14	0	0	0.0	0	0	0	0								
VOTE BY MAIL LEG DIST 14	0	0	0.0	0	0	0	0								
TOTAL VOTES LEG DIST 14	0	0	0.0	0	0	0	0								
TURNOUT AT POLLS LEG 15	3337	187	5.6	19	0	162	6								
ABSENTEE LEG DIST 15	0	1136	0.0	166	1	938	31								
VOTE BY MAIL LEG DIST 15	938	178	19.0	29	0	145	4								
TOTAL VOTES LEG DIST 15	4275	1501	35.1	214	1	1245	41								
TOTAL VOTES AT THE POLLS	3337	187	5.6	19	0	162	6								
TOTAL ABSENTEE VOTES	0	1136	0.0	166	1	938	31								
TOTAL VOTE BY MAIL VOTES	938	178	19.0	29	0	145	4								
TOTAL VOTES CAST	4275	1501	35.1	214	1	1245	41								

C O L U M N L E G E N D

1: PORT OF GRANDVIEW COMMISSIONER DIST. 2 Blank Votes	4: PORT OF GRANDVIEW COMMISSIONER DIST. 2 Writein Votes	7:	10:
2: PORT OF GRANDVIEW COMMISSIONER DIST. 2 Over Votes	5:	8:	11:
3: PORT OF GRANDVIEW COMMISSIONER DIST. 2 JAMES E. WHITE NP	6:	9:	12:

Precinct	Voters	Trnout	Pct	1	2	3	4	5	6	7	8	9	10	11	12
SUNNYSIDE 1701	670	51	7.6	9	0	39	3								
SUNNYSIDE 1702	15	0	0.0	0	0	0	0								
SUNNYSIDE 1703	632	68	10.8	8	0	59	1								
SUNNYSIDE 1705	657	95	14.5	16	0	78	1								
SUNNYSIDE 1706	646	30	4.6	3	0	25	2								
SUNNYSIDE 1708	566	38	6.7	8	0	30	0								
CRESCENT 3209	12	7	58.3	3	0	3	1								
E MOXEE 3304	20	0	0.0	0	0	0	0								
LIBERTY 3902	321	67	20.9	18	0	46	3								
N SUNNYSIDE 4109	1220	119	9.8	17	0	98	4								
OUTLOOK 4303	256	55	21.5	14	0	40	1								
S SUNNYSIDE 4615	574	46	8.0	7	0	39	0								
SUNNYVALLEY 4618	521	51	9.8	7	0	42	2								
S OUTLOOK 4628	252	52	20.6	10	0	40	2								
WANAPUM 5202	4	0	0.0	0	0	0	0								
ABSENTEE PRECINCT 1701	0	153	0.0	24	0	119	10								
ABSENTEE PRECINCT 1702	0	8	0.0	5	0	3	0								
ABSENTEE PRECINCT 1703	0	205	0.0	28	0	171	6								
ABSENTEE PRECINCT 1705	0	260	0.0	41	0	214	5								
ABSENTEE PRECINCT 1706	0	171	0.0	32	0	137	2								
ABSENTEE PRECINCT 1708	0	114	0.0	20	0	91	3								
ABSENTEE PRECINCT 3304	0	3	0.0	0	0	3	0								
ABSENTEE PRECINCT 3902	0	94	0.0	19	0	74	1								
ABSENTEE PRECINCT 4109	0	383	0.0	76	0	293	14								
ABSENTEE PRECINCT 4303	0	85	0.0	20	0	63	2								
ABSENTEE PRECINCT 4615	0	190	0.0	31	0	157	2								
ABSENTEE PRECINCT 4618	0	149	0.0	29	0	117	3								
ABSENTEE PRECINCT 4628	0	41	0.0	5	0	35	1								
==> Precinct Totals	6366	679	10.7	120	0	539	20								
==> Absentee Totals	0	1856	0.0	330	0	1477	49								
==> Total Votes	6366	2535	39.8	450	0	2016	69								

C O L U M N L E G E N D

1: PORT OF SUNNYSIDE COMMISSIONER DIST. 3 Blank Votes	4: PORT OF SUNNYSIDE COMMISSIONER DIST. 3 Writein Votes	7:	10:
2: PORT OF SUNNYSIDE COMMISSIONER DIST. 3 Over Votes	5:	8:	11:
3: PORT OF SUNNYSIDE COMMISSIONER DIST. 3 ST. CLAIR WOODWORTH NP	6:	9:	12:

R E C A P	Voters	Trnout	Pct	1	2	3	4	5	6	7	8	9	10	11	12
TURNOUT AT THE POLLS 13	0	0	0.0	0	0	0	0								
ABSENTEE LEG DIST 13	0	0	0.0	0	0	0	0								
VOTE BY MAIL LEG DIST 13	4	0	0.0	0	0	0	0								
TOTAL VOTES LEG DIST 13	4	0	0.0	0	0	0	0								
TURNOUT AT POLLS LEG 14	0	0	0.0	0	0	0	0								
ABSENTEE LEG DIST 14	0	0	0.0	0	0	0	0								
VOTE BY MAIL LEG DIST 14	0	0	0.0	0	0	0	0								
TOTAL VOTES LEG DIST 14	0	0	0.0	0	0	0	0								
TURNOUT AT POLLS LEG 15	5506	498	9.0	75	0	410	13								
ABSENTEE LEG DIST 15	0	1856	0.0	330	0	1477	49								
VOTE BY MAIL LEG DIST 15	856	181	21.1	45	0	129	7								
TOTAL VOTES LEG DIST 15	6362	2535	39.8	450	0	2016	69								
TOTAL VOTES AT THE POLLS	5506	498	9.0	75	0	410	13								
TOTAL ABSENTEE VOTES	0	1856	0.0	330	0	1477	49								
TOTAL VOTE BY MAIL VOTES	860	181	21.0	45	0	129	7								
TOTAL VOTES CAST	6366	2535	39.8	450	0	2016	69								

C O L U M N L E G E N D

1: PORT OF SUNNYSIDE
COMMISSIONER DIST. 3
Blank Votes

4: PORT OF SUNNYSIDE
COMMISSIONER DIST. 3
Writein Votes

7:

10:

2: PORT OF SUNNYSIDE
COMMISSIONER DIST. 3
Over Votes

5:

8:

11:

3: PORT OF SUNNYSIDE
COMMISSIONER DIST. 3
ST. CLAIR WOODWORTH NP

6:

9:

12:

Precinct	Voters	Trnout	Pct	1	2	3	4	5	6	7	8	9	10	11	12
N COWICHE 4104	99	8	8.1	2	0	6	0								
ABSENTEE PRECINCT 4104	0	20	0.0	4	0	14	2								
==> Precinct Totals	99	8	8.1	2	0	6	0								
==> Absentee Totals	0	20	0.0	4	0	14	2								
==> Total Votes	99	28	28.3	6	0	20	2								

C O L U M N L E G E N D

1: COWICHE SEWER DIST.
COMMISSIONER POS. 3
Blank Votes

4: COWICHE SEWER DIST.
COMMISSIONER POS. 3
Writein Votes

7:

10:

2: COWICHE SEWER DIST.
COMMISSIONER POS. 3
Over Votes

5:

8:

11:

3: COWICHE SEWER DIST.
COMMISSIONER POS. 3
KRISTEN L. OLSON NP

6:

9:

12:

R E C A P	Voters	Trnout	Pct	1	2	3	4	5	6	7	8	9	10	11	12
TURNOUT AT THE POLLS 13	0	0	0.0	0	0	0	0								
ABSENTEE LEG DIST 13	0	0	0.0	0	0	0	0								
VOTE BY MAIL LEG DIST 13	0	0	0.0	0	0	0	0								
TOTAL VOTES LEG DIST 13	0	0	0.0	0	0	0	0								
TURNOUT AT POLLS LEG 14	99	8	8.1	2	0	6	0								
ABSENTEE LEG DIST 14	0	20	0.0	4	0	14	2								
VOTE BY MAIL LEG DIST 14	0	0	0.0	0	0	0	0								
TOTAL VOTES LEG DIST 14	99	28	28.3	6	0	20	2								
TURNOUT AT POLLS LEG 15	0	0	0.0	0	0	0	0								
ABSENTEE LEG DIST 15	0	0	0.0	0	0	0	0								
VOTE BY MAIL LEG DIST 15	0	0	0.0	0	0	0	0								
TOTAL VOTES LEG DIST 15	0	0	0.0	0	0	0	0								
TOTAL VOTES AT THE POLLS	99	8	8.1	2	0	6	0								
TOTAL ABSENTEE VOTES	0	20	0.0	4	0	14	2								
TOTAL VOTE BY MAIL VOTES	0	0	0.0	0	0	0	0								
TOTAL VOTES CAST	99	28	28.3	6	0	20	2								

C O L U M N L E G E N D

1: COWICHE SEWER DIST. COMMISSIONER POS. 3 Blank Votes	4: COWICHE SEWER DIST. COMMISSIONER POS. 3 Writein Votes	7:	10:
2: COWICHE SEWER DIST. COMMISSIONER POS. 3 Over Votes	5:	8:	11:
3: COWICHE SEWER DIST. COMMISSIONER POS. 3 KRISTEN L. OLSON NP	6:	9:	12:

Precinct	Voters	Trnout	Pct	1	2	3	4	5	6	7	8	9	10	11	12
BUTTERFIELD 3106	669	46	6.9	7	0	36	3								
COUNTRY CLUB 3206	608	37	6.1	7	0	29	1								
N HOLLAND 4106	43	0	0.0	0	0	0	0								
REST HAVEN 4501	152	13	8.6	1	0	11	1								
ROZA HILL 4504	395	53	13.4	7	0	45	1								
SLAVIN 4606	356	16	4.5	3	0	13	0								
TERRACE HGTS 4802	1001	60	6.0	5	0	55	0								
YAKIMA RIDGE 5101	16	5	31.3	0	0	5	0								
ABSENTEE PRECINCT 3106	0	233	0.0	44	0	182	7								
ABSENTEE PRECINCT 3206	0	233	0.0	49	0	181	3								
ABSENTEE PRECINCT 4106	0	12	0.0	0	0	12	0								
ABSENTEE PRECINCT 4501	0	77	0.0	14	0	62	1								
ABSENTEE PRECINCT 4504	0	144	0.0	16	0	125	3								
ABSENTEE PRECINCT 4606	0	156	0.0	30	0	123	3								
ABSENTEE PRECINCT 4802	0	365	0.0	66	0	290	9								
ABSENTEE PRECINCT 5101	0	1	0.0	0	0	1	0								
==> Precinct Totals	3240	230	7.1	30	0	194	6								
==> Absentee Totals	0	1221	0.0	219	0	976	26								
==> Total Votes	3240	1451	44.8	249	0	1170	32								

C O L U M N L E G E N D

1: TERRACE HGTS SEWER DIST. COMMISSIONER POS. 3 Blank Votes	4: TERRACE HGTS SEWER DIST. COMMISSIONER POS. 3 Writein Votes	7:	10:
2: TERRACE HGTS SEWER DIST. COMMISSIONER POS. 3 Over Votes	5:	8:	11:
3: TERRACE HGTS SEWER DIST. COMMISSIONER POS. 3 JOHN NEIDHARDT NP	6:	9:	12:

R E C A P	Voters	Trnout	Pct	1	2	3	4	5	6	7	8	9	10	11	12
TURNOUT AT THE POLLS 13	2677	159	5.9	22	0	133	4								
ABSENTEE LEG DIST 13	0	1221	0.0	219	0	976	26								
VOTE BY MAIL LEG DIST 13	563	71	12.6	8	0	61	2								
TOTAL VOTES LEG DIST 13	3240	1451	44.8	249	0	1170	32								
TURNOUT AT POLLS LEG 14	0	0	0.0	0	0	0	0								
ABSENTEE LEG DIST 14	0	0	0.0	0	0	0	0								
VOTE BY MAIL LEG DIST 14	0	0	0.0	0	0	0	0								
TOTAL VOTES LEG DIST 14	0	0	0.0	0	0	0	0								
TURNOUT AT POLLS LEG 15	0	0	0.0	0	0	0	0								
ABSENTEE LEG DIST 15	0	0	0.0	0	0	0	0								
VOTE BY MAIL LEG DIST 15	0	0	0.0	0	0	0	0								
TOTAL VOTES LEG DIST 15	0	0	0.0	0	0	0	0								
TOTAL VOTES AT THE POLLS	2677	159	5.9	22	0	133	4								
TOTAL ABSENTEE VOTES	0	1221	0.0	219	0	976	26								
TOTAL VOTE BY MAIL VOTES	563	71	12.6	8	0	61	2								
TOTAL VOTES CAST	3240	1451	44.8	249	0	1170	32								

C O L U M N L E G E N D

1: TERRACE HGTS SEWER DIST. COMMISSIONER POS. 3 Blank Votes	4: TERRACE HGTS SEWER DIST. COMMISSIONER POS. 3 Writein Votes	7:	10:
2: TERRACE HGTS SEWER DIST. COMMISSIONER POS. 3 Over Votes	5:	8:	11:
3: TERRACE HGTS SEWER DIST. COMMISSIONER POS. 3 JOHN NEIDHARDT NP	6:	9:	12: