


Oath of Authenticity

STATE OF WASHINGTON)
) ss.
COUNTY OF Yakima)

I solemnly swear that the unofficial returns and supporting documentation of the Primary held on August 3, in Yakima County, State of Washington, are true and correct.



County Auditor

Subscribed and sworn before me this 17th day of August 2021



County Legislative Authority (witness)




County Prosecuting Attorney (witness)

Certification of the Canvassing Board


STATE OF WASHINGTON)
) ss.
COUNTY OF Yakima)

The undersigned officers designated by law as constituting the Canvassing Board for the County of Yakima, State of Washington, hereby certify that this is a full, true, and correct copy of the Abstract of Votes including the number of registered eligible voters, cumulative results, precinct results, and report of votes cast at the Primary held on August 3, in Yakima County, State of Washington.

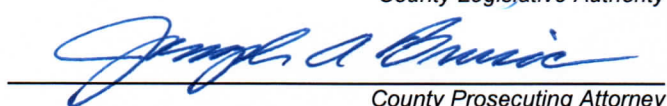
Witness our hands and official seal this 17th day of August 2021



County Auditor



County Legislative Authority



County Prosecuting Attorney



Yakima County Auditor

Reconciliation Form

General information

County name Yakima
 Election date 8/3/2021

Registered voters eligible to participate

Active registered voters 89,410
 Inactive registered voters 3,839

Category Reconciliation (detailed accounting of ballots)

	Issued (number of voters issued ballots)	Credited voters in VoteWA (envelopes containing ballots)	Ballots Accepted (Counted / Tabulated)	Ballots not counted		Discrepancy (If zero, category balances)
				Ballots forwarded to other counties	Ballots Rejected	
UOCAVA	1,094	63	63	N/A	0	0
Federal write-in	N/A	0	0	N/A	0	0
Provisional	0	0	0	0	0	0
DREs	0	0	0	N/A	0	0
All voters not reported in above categories	89,729	19,151	18,930	0	221	0
Total for all voter categories	90,823	19,214	18,993	0	221	0

Summary

Reconciliation

Overall Ballot Reconciliation

Ballots Received	19,214
Ballots Accepted	18,993
Ballots Not Counted	221
Discrepancy	0

Voters credited to ballots counted

Credited voters in VoteWA	18,997
Credited envelopes without ballots	(4)
Voters not credited in VoteWA (examples: FWAB or ACP)	0
Total valid ballots	18,993
Discrepancy	0

Additional Information

Replacement Ballots

Requested	938
Issued	938
Returned	179
Counted	175
Rejected	4

Return method

Email	11
Fax	0
Deposited at staffed, unstaffed deposit sites and voting centers	4,290
Non-UOCAVA returned by Fax or Email	0

Generation method

VoteWA	474
Other online programs	0
PDF originating from county	0
Non-UOCAVA ballots issued electronically	9

AVU

Estimated number of paper ballots printed by AVU	0
--	---

Category discrepancy explanation

VoteWA discrepancy explanation

Report prepared by: K Fisher

Date: 8.17.2021

Contact number: 509-574-1340

Cumulative Results Report**Yakima County, Washington****Official Results**

Official

Primary

Registered Voters

18993 of 89410 = 21.24%

Run Time 8:31 AM

8/3/2021

Precincts Reporting

0 of 129 = 0.00%

Run Date 08/17/2021

Page 1

County Commissioner District 3 - 1 year unexpired term Vote for 1

Choice	Party	Total Ballots Cast		Total	
LaDon Linde		3,489	52.07%	3,489	52.07%
Autumn Torres		3,211	47.93%	3,211	47.93%
Cast Votes:		6,700	100.00%	6,700	100.00%
Undervotes:		60		60	
Overvotes:		3		3	
undeclared write-ins:		131		131	

City of Selah Council, Position 2 - 4 year term Vote for 1

Choice	Party	Total Ballots Cast		Total	
Jared Iverson		370	42.14%	370	42.14%
Mellisa Saxey		230	26.20%	230	26.20%
Joshua N. Pruneda		278	31.66%	278	31.66%
Cast Votes:		878	100.00%	878	100.00%
Undervotes:		33		33	
Overvotes:		1		1	
undeclared write-ins:		26		26	

City of Yakima Council, District 2 - 4 year term Vote for 1

Choice	Party	Total Ballots Cast		Total	
Danny Herrera		196	37.76%	196	37.76%
Edgar Hernandez		130	25.05%	130	25.05%
Raúl Martínez		111	21.39%	111	21.39%
Christina Martinez		82	15.80%	82	15.80%
Cast Votes:		519	100.00%	519	100.00%
Undervotes:		7		7	
Overvotes:		1		1	
undeclared write-ins:		11		11	

Cumulative Results Report**Yakima County, Washington****Official Results**

Official

Primary

Registered Voters

18993 of 89410 = 21.24%

Run Time 8:31 AM

8/3/2021

Precincts Reporting

0 of 129 = 0.00%

Run Date 08/17/2021

Page 2

City of Yakima Council, District 4 - 4 year term Vote for 1

Choice	Party	Total Ballots Cast		Total	
Janice Deccio		462	42.31%	462	42.31%
Mark Shervey		329	30.13%	329	30.13%
Tony Sandoval		191	17.49%	191	17.49%
Eduardo Luis Gutierrez Jr.		110	10.07%	110	10.07%
Cast Votes:		1,092	100.00%	1,092	100.00%
Undervotes:		8		8	
Overvotes:		0		0	
undeclared write-ins:		4		4	

City of Yakima Council, District 6 - 4 year term Vote for 1

Choice	Party	Total Ballots Cast		Total	
Garth McKinney		179	4.74%	179	4.74%
Sam Johnson		580	15.36%	580	15.36%
Lisa Wallace		1,559	41.28%	1,559	41.28%
Matt Brown		1,459	38.63%	1,459	38.63%
Cast Votes:		3,777	100.00%	3,777	100.00%
Undervotes:		6		6	
Overvotes:		0		0	
undeclared write-ins:		14		14	

Yakima School District No. 7 Director, Position 2 - 4 year term Vote for 1

Choice	Party	Total Ballots Cast		Total	
Donald Joseph Davis, Jr.		2,060	30.63%	2,060	30.63%
KateAshley Clarke		1,999	29.72%	1,999	29.72%
Ryan Beckett		2,666	39.64%	2,666	39.64%
Cast Votes:		6,725	100.00%	6,725	100.00%
Undervotes:		92		92	
Overvotes:		8		8	
undeclared write-ins:		43		43	

Cumulative Results Report**Yakima County, Washington****Official Results**

Official

Primary

Registered Voters

18993 of 89410 = 21.24%

Run Time 8:31 AM

8/3/2021

Precincts Reporting

0 of 129 = 0.00%

Run Date 08/17/2021

Page 3

Selah School District No. 119 Director, District 2 - 4 year term Vote for 1

Choice	Party	Total Ballots Cast		Total	
Kristi Wilbert		675	25.74%	675	25.74%
Scott Church		738	28.15%	738	28.15%
Joe Catron		1,209	46.11%	1,209	46.11%
Cast Votes:		2,622	100.00%	2,622	100.00%
Undervotes:		64		64	
Overvotes:		0		0	
undeclared write-ins:		18		18	

Selah School District No. 119 Director, Position 1 At-Large - 4 year term Vote for 1

Choice	Party	Total Ballots Cast		Total	
Timothy R. Ausink		820	30.92%	820	30.92%
Jamie Morford		850	32.05%	850	32.05%
Nicole Church		982	37.03%	982	37.03%
Cast Votes:		2,652	100.00%	2,652	100.00%
Undervotes:		30		30	
Overvotes:		1		1	
undeclared write-ins:		21		21	

*** End of report ***

Canvass Results Report

Official

Run Time 8:32 AM

Run Date 08/17/2021

Yakima County, Washington

Primary

8/3/2021

Page 1

Official Results

Registered Voters
18993 of 89410 = 21.24%

Precincts Reporting
0 of 129 = 0.00%

County Commissioner District 3 - 1 year unexpired term Vote for 1

Precinct	LaDon Linde	Autumn Torres	Cast Votes	Undervotes	Overvotes	undeclared write-ins	Total Ballots Cast	Total Ballots Cast	Registered Voters	Turnout Percentage
0101 - 7	50	53	103	9	0	7	119	119	532	22.37%
0102 - 7	10	18	28	3	0	2	33	33	358	9.22%
0103 - 7	23	40	63	3	0	1	67	67	659	10.17%
0120 - 7	46	54	100	16	0	4	120	120	1,078	11.13%
0123 - 7	13	16	29	1	0	0	30	30	440	6.82%
0124 - 7	31	34	65	3	0	4	72	72	639	11.27%
0126 - 7	41	48	89	6	0	4	99	99	898	11.02%
0144 - 8	0	0	0	0	0	0	0	0	6	0.00%
0301 - 11	9	15	24	0	0	0	24	24	360	6.67%
0302 - 11	44	44	88	1	0	5	94	94	1,009	9.32%
0303 - 11	47	51	98	0	0	2	100	100	1,138	8.79%
0304 - 11	23	14	37	0	0	0	37	37	253	14.62%
0305 - 11	38	18	56	1	0	0	57	57	191	29.84%
0306 - 11	61	52	113	1	0	2	116	116	872	13.30%
0307 - 11	5	7	12	0	0	0	12	12	84	14.29%
0308 - 11	0	0	0	0	0	0	0	0	5	0.00%
0501 - 11	63	50	113	0	0	5	118	118	1,227	9.62%
1101 - 11	71	122	193	0	0	2	195	195	1,299	15.01%
1103 - 11	72	90	162	2	0	3	167	167	956	17.47%
1701 - 12	62	36	98	0	1	2	101	101	1,117	9.04%

Canvass Results Report

Official

Run Time 8:32 AM

Run Date 08/17/2021

Yakima County, Washington

Primary

8/3/2021

Page 2

Official Results

Registered Voters
18993 of 89410 = 21.24%

Precincts Reporting
0 of 129 = 0.00%

County Commissioner District 3 - 1 year unexpired term Vote for 1

Precinct	LaDon Linde	Autumn Torres	Cast Votes	Undervotes	Overvotes	undeclared write-ins	Total Ballots Cast	Total Ballots Cast	Registered Voters	Turnout Percentage
1703 - 12	106	44	150	2	0	9	161	161	884	18.21%
1704 - 12	0	0	0	0	0	0	0	0	1	0.00%
1705 - 12	163	82	245	2	0	3	250	250	885	28.25%
1706 - 12	90	66	156	0	0	5	161	161	1,486	10.83%
1708 - 12	70	38	108	0	1	2	111	111	1,132	9.81%
2701 - 12	45	65	110	0	0	3	113	113	571	19.79%
2702 - 12	133	156	289	1	0	4	294	294	1,125	26.13%
3100 - 13	98	95	193	0	0	1	194	194	952	20.38%
3101 - 13	53	50	103	0	0	1	104	104	477	21.80%
3104 - 13	106	112	218	0	0	4	222	222	1,038	21.39%
3206 - 13	153	155	308	0	1	6	315	315	908	34.69%
3303 - 13	61	31	92	0	0	0	92	92	471	19.53%
3304 - 13	50	146	196	1	0	3	200	200	876	22.83%
3311 - 14	147	164	311	2	0	4	317	317	1,172	27.05%
3504 - 388 14	0	4	4	0	0	0	4	4	23	17.39%
3504 - 405 14	0	0	0	0	0	0	0	0	0	0.00%
3504 - 406 14	0	0	0	0	0	0	0	0	0	0.00%
3902 - 14	58	42	100	0	0	0	100	100	413	24.21%
4003 - 14	143	122	265	0	0	2	267	267	1,288	20.73%
4005 - 15	55	67	122	0	0	2	124	124	463	26.78%

Canvass Results Report

Official

Run Time 8:32 AM

Run Date 08/17/2021

Yakima County, Washington

Primary

8/3/2021

Page 3

Official Results

Registered Voters
18993 of 89410 = 21.24%

Precincts Reporting
0 of 129 = 0.00%

County Commissioner District 3 - 1 year unexpired term Vote for 1

Precinct	LaDon Linde	Autumn Torres	Cast Votes	Undervotes	Overvotes	undeclared write-ins	Total Ballots Cast	Total Ballots Cast	Registered Voters	Turnout Percentage
4105 - 15	28	44	72	1	0	0	73	73	418	17.46%
4106 - 15	72	110	182	0	0	2	184	184	695	26.47%
4109 - 15	205	91	296	3	0	1	300	300	1,275	23.53%
4303 - 15	36	36	72	0	0	0	72	72	311	23.15%
4401 - 15	42	81	123	0	0	3	126	126	485	25.98%
4504 - 15	111	98	209	1	0	14	224	224	662	33.84%
4606 - 16	202	125	327	0	0	3	330	330	1,298	25.42%
4615 - 16	74	54	128	0	0	1	129	129	800	16.13%
4616 - 16	62	33	95	0	0	1	96	96	347	27.67%
4618 - 16	94	55	149	0	0	0	149	149	626	23.80%
4628 - 16	30	31	61	0	0	0	61	61	406	15.02%
4802 - 16	198	181	379	1	0	9	389	389	1,297	29.99%
5001 - 16	33	21	54	0	0	0	54	54	275	19.64%
5101 - 16	62	50	112	0	0	5	117	117	422	27.73%
5202 - 16	0	0	0	0	0	0	0	0	9	0.00%
Provisional	0	0	0	0	0	0	0	0	0	0.00%
Totals	3,489	3,211	6,700	60	3	131	6,894	6,894	36,612	18.83%

Canvass Results Report

Official

Run Time 8:32 AM

Run Date 08/17/2021

Yakima County, Washington

Primary

8/3/2021

Page 4

Official Results

Registered Voters
18993 of 89410 = 21.24%

Precincts Reporting
0 of 129 = 0.00%

City of Selah Council, Position 2 - 4 year term Vote for 1

Precinct	Jared Iverson	Mellisa Saxey	Joshua N. Pruneda	Cast Votes	Undervotes	Overvotes	undeclared write-ins	Total Ballots Cast	Total Ballots Cast	Registered Voters	Turnout Percentage
1501 - 11	44	24	36	104	3	0	3	110	110	1,064	10.34%
1502 - 11	108	77	92	277	10	1	12	300	300	1,325	22.64%
1503 - 11	121	60	87	268	7	0	6	281	281	1,066	26.36%
1504 - 11	97	69	63	229	13	0	5	247	247	1,223	20.20%
Provisional	0	0	0	0	0	0	0	0	0	0	0.00%
Totals	370	230	278	878	33	1	26	938	938	4,678	20.05%

Canvass Results Report

Official

Run Time 8:32 AM

Run Date 08/17/2021

Yakima County, Washington

Primary

8/3/2021

Page 5

Official Results

Registered Voters
18993 of 89410 = 21.24%

Precincts Reporting
0 of 129 = 0.00%

City of Yakima Council, District 2 - 4 year term Vote for 1

Precinct	Danny Herrera	Edgar Hernandez	Raúl Martínez	Christina Martinez	Cast Votes	Undervotes	Overvotes	undeclared write-ins	Total Ballots Cast	Total Ballots Cast	Registered Voters	Turnout Percentage
0120 - 7	53	30	22	13	118	2	0	0	120	120	1,078	11.13%
0123 - 7	11	2	9	7	29	0	1	0	30	30	440	6.82%
0124 - 7	18	15	27	6	66	2	0	4	72	72	639	11.27%
0126 - 7	43	27	19	7	96	2	0	1	99	99	898	11.02%
0143 - 8	17	24	13	13	67	0	0	3	70	70	443	15.80%
0145 - 8	54	32	21	36	143	1	0	3	147	147	901	16.32%
Provisional	0	0	0	0	0	0	0	0	0	0	0	0.00%
Totals	196	130	111	82	519	7	1	11	538	538	4,399	12.23%

Canvass Results Report

Official

Run Time 8:32 AM

Run Date 08/17/2021

Yakima County, Washington

Primary

8/3/2021

Page 6

Official Results

Registered Voters
18993 of 89410 = 21.24%

Precincts Reporting
0 of 129 = 0.00%

City of Yakima Council, District 4 - 4 year term Vote for 1

Precinct	Janice Deccio	Mark Shervey	Tony Sandoval	Eduardo Luis Gutierrez Jr.	Cast Votes	Undervotes	Overvotes	undeclared write-ins	Total Ballots Cast	Total Ballots Cast	Registered Voters	Turnout Percentage
0101 - 7	42	37	16	18	113	5	0	1	119	119	532	22.37%
0116 - 7	55	47	15	10	127	0	0	0	127	127	616	20.62%
0118 - 7	39	13	29	7	88	1	0	0	89	89	412	21.60%
0127 - 7	56	35	36	20	147	0	0	0	147	147	1,182	12.44%
0129 - 7	32	26	20	13	91	0	0	0	91	91	706	12.89%
0135 - 8	136	73	23	9	241	2	0	1	244	244	602	40.53%
0156 - 9	35	27	26	8	96	0	0	0	96	96	786	12.21%
0158 - 9	18	27	21	12	78	0	0	1	79	79	503	15.71%
0171 - 9	49	44	5	13	111	0	0	1	112	112	355	31.55%
Provisional	0	0	0	0	0	0	0	0	0	0	0	0.00%
Totals	462	329	191	110	1,092	8	0	4	1,104	1,104	5,694	19.39%

Canvass Results Report

Yakima County, Washington

Official Results

Official

Primary

Registered Voters
18993 of 89410 = 21.24%

Run Time 8:32 AM

8/3/2021

Precincts Reporting

Run Date 08/17/2021

Page 7

0 of 129 = 0.00%

City of Yakima Council, District 6 - 4 year term Vote for 1

Precinct	Garth McKinney	Sam Johnson	Lisa Wallace	Matt Brown	Cast Votes	Undervotes	Overvotes	undeclared write-ins	Total Ballots Cast	Total Ballots Cast	Registered Voters	Turnout Percentage
0163 - 9	18	49	149	129	345	0	0	2	347	347	867	40.02%
0167 - 333 9	23	39	188	71	321	3	0	1	325	325	824	39.44%
0167 - 581 9	1	14	44	32	91	0	0	0	91	91	189	48.15%
0168 - 325 9	0	0	2	4	6	0	0	0	6	6	21	28.57%
0168 - 333 9	10	51	193	109	363	1	0	1	365	365	763	47.84%
0168 - 581 9	0	0	3	1	4	0	0	0	4	4	11	36.36%
0177 - 9	18	51	134	160	363	1	0	3	367	367	1,112	33.00%
0179 - 333 10	2	9	10	19	40	0	0	0	40	40	138	28.99%
0179 - 581 10	13	71	88	110	282	1	0	2	285	285	874	32.61%
0182 - 10	34	61	169	161	425	0	0	1	426	426	1,346	31.65%
0183 - 10	12	37	167	100	316	0	0	1	317	317	788	40.23%
0185 - 10	16	59	151	150	376	0	0	1	377	377	1,098	34.34%
0187 - 10	8	44	97	177	326	0	0	1	327	327	871	37.54%
0189 - 10	13	62	95	150	320	0	0	1	321	321	872	36.81%
0190 - 10	11	33	69	86	199	0	0	0	199	199	572	34.79%
Provisional	0	0	0	0	0	0	0	0	0	0	0	0.00%
Totals	179	580	1,559	1,459	3,777	6	0	14	3,797	3,797	10,346	36.70%

Canvass Results Report

Yakima County, Washington

Official Results

Official

Primary

Registered Voters
18993 of 89410 = 21.24%

Run Time 8:32 AM

8/3/2021

Precincts Reporting

Run Date 08/17/2021

Page 8

0 of 129 = 0.00%

Yakima School District No. 7 Director, Position 2 - 4 year term Vote for 1

Precinct	Donald Joseph Davis, Jr.	KateAshley Clarke	Ryan Beckett	Cast Votes	Undervotes	Overvotes	undeclared write-ins	Total Ballots Cast	Total Ballots Cast	Registered Voters	Turnout Percentage
0101 - 7	23	42	46	111	6	0	2	119	119	532	22.37%
0102 - 7	10	11	10	31	1	0	1	33	33	358	9.22%
0103 - 7	14	36	13	63	4	0	0	67	67	659	10.17%
0104 - 7	7	4	8	19	0	0	1	20	20	328	6.10%
0105 - 7	20	17	11	48	0	0	2	50	50	563	8.88%
0110 - 7	57	51	105	213	0	1	1	215	215	861	24.97%
0111 - 7	27	46	77	150	3	0	0	153	153	942	16.24%
0112 - 7	14	16	7	37	0	0	1	38	38	444	8.56%
0113 - 7	24	32	23	79	0	0	1	80	80	1,240	6.45%
0116 - 7	50	29	44	123	2	0	2	127	127	616	20.62%
0118 - 7	32	30	26	88	1	0	0	89	89	412	21.60%
0120 - 7	50	54	14	118	2	0	0	120	120	1,078	11.13%
0123 - 7	10	12	7	29	1	0	0	30	30	440	6.82%
0124 - 7	37	21	12	70	0	0	2	72	72	639	11.27%
0126 - 7	32	48	12	92	7	0	0	99	99	898	11.02%
0127 - 7	35	64	41	140	6	0	1	147	147	1,182	12.44%
0129 - 7	37	22	31	90	0	0	1	91	91	706	12.89%
0130 - 8	84	56	109	249	0	0	1	250	250	1,260	19.84%
0131 - 8	82	39	92	213	0	0	0	213	213	913	23.33%
0132 - 8	41	47	65	153	0	0	1	154	154	1,041	14.79%

Canvass Results Report

Yakima County, Washington

Official Results

Official

Primary

Registered Voters
18993 of 89410 = 21.24%

Run Time 8:32 AM

8/3/2021

Precincts Reporting

Run Date 08/17/2021

Page 9

0 of 129 = 0.00%

Yakima School District No. 7 Director, Position 2 - 4 year term Vote for 1

Precinct	Donald Joseph Davis, Jr.	KateAshley Clarke	Ryan Beckett	Cast Votes	Undervotes	Overvotes	undeclared write-ins	Total Ballots Cast	Total Ballots Cast	Registered Voters	Turnout Percentage
0133 - 8	55	57	80	192	0	0	0	192	192	1,309	14.67%
0134 - 8	102	68	168	338	1	1	2	342	342	1,231	27.78%
0135 - 8	88	51	102	241	2	0	1	244	244	602	40.53%
0138 - 8	119	88	133	340	1	0	2	343	343	1,096	31.30%
0139 - 8	73	88	131	292	1	0	1	294	294	1,008	29.17%
0140 - 8	29	51	47	127	0	0	5	132	132	1,277	10.34%
0142 - 8	25	48	50	123	1	0	2	126	126	516	24.42%
0143 - 8	26	24	20	70	0	0	0	70	70	443	15.80%
0144 - 8	0	0	0	0	0	0	0	0	0	6	0.00%
0145 - 8	55	47	39	141	5	0	1	147	147	901	16.32%
0150 - 8	35	28	25	88	2	0	0	90	90	833	10.80%
0153 - 8	38	49	70	157	1	1	1	160	160	890	17.98%
0154 - 9	59	53	55	167	0	0	2	169	169	1,307	12.93%
0155 - 9	65	74	87	226	0	2	0	228	228	938	24.31%
0156 - 9	36	30	24	90	6	0	0	96	96	786	12.21%
0158 - 9	18	33	24	75	4	0	0	79	79	503	15.71%
0162 - 9	15	18	27	60	0	0	2	62	62	294	21.09%
0167 - 333 9	95	71	150	316	9	0	0	325	325	824	39.44%
0168 - 333 9	92	74	177	343	19	1	2	365	365	763	47.84%
0169 - 9	108	99	191	398	0	0	0	398	398	1,206	33.00%

Canvass Results Report

Official

Run Time 8:32 AM

Run Date 08/17/2021

Yakima County, Washington

Primary

8/3/2021

Page 10

Official Results

Registered Voters
18993 of 89410 = 21.24%

Precincts Reporting
0 of 129 = 0.00%

Yakima School District No. 7 Director, Position 2 - 4 year term Vote for 1

Precinct	Donald Joseph Davis, Jr.	KateAshley Clarke	Ryan Beckett	Cast Votes	Undervotes	Overvotes	undeclared write-ins	Total Ballots Cast	Total Ballots Cast	Registered Voters	Turnout Percentage
0170 - 9	43	22	44	109	0	0	0	109	109	529	20.60%
0171 - 9	45	29	35	109	2	0	1	112	112	355	31.55%
0173 - 9	42	48	58	148	0	0	1	149	149	746	19.97%
0175 - 9	37	38	36	111	0	0	1	112	112	477	23.48%
0179 - 333 10	4	9	22	35	5	0	0	40	40	138	28.99%
2301 - 12	7	14	3	24	0	0	0	24	24	211	11.37%
2306 - 12	33	66	37	136	0	2	0	138	138	1,176	11.73%
3301 - 13	0	0	0	0	0	0	0	0	0	0	0.00%
3602 - 337 14	0	0	0	0	0	0	0	0	0	5	0.00%
4601 - 15	19	25	47	91	0	0	1	92	92	295	31.19%
4624 - 16	11	20	31	62	0	0	1	63	63	262	24.05%
Provisional	0	0	0	0	0	0	0	0	0	0	0.00%
Totals	2,060	1,999	2,666	6,725	92	8	43	6,868	6,868	36,039	19.06%

Canvass Results Report

Yakima County, Washington

Official Results

Registered Voters
18993 of 89410 = 21.24%

Precincts Reporting
0 of 129 = 0.00%

Official

Primary

Run Time 8:32 AM

8/3/2021

Run Date 08/17/2021

Page 11

Selah School District No. 119 Director, District 2 - 4 year term Vote for 1

Precinct	Kristi Wilbert	Scott Church	Joe Catron	Cast Votes	Undervotes	Overvotes	undeclared write-ins	Total Ballots Cast	Total Ballots Cast	Registered Voters	Turnout Percentage
1501 - 11	29	34	44	107	2	0	1	110	110	1,064	10.34%
1502 - 11	61	77	147	285	12	0	3	300	300	1,325	22.64%
1503 - 11	58	66	146	270	11	0	0	281	281	1,066	26.36%
1504 - 11	67	58	113	238	8	0	1	247	247	1,223	20.20%
3504 - 405 14	0	0	0	0	0	0	0	0	0	0	0.00%
3504 - 406 14	0	0	0	0	0	0	0	0	0	0	0.00%
3602 - 404 14	1	4	2	7	0	0	0	7	7	41	17.07%
3900 - 14	41	60	71	172	5	0	2	179	179	894	20.02%
3901 - 14	22	28	29	79	0	0	0	79	79	486	16.26%
3903 - 14	64	77	109	250	5	0	3	258	258	1,255	20.56%
4108 - 15	38	24	82	144	1	0	1	146	146	530	27.55%
4112 - 15	80	92	130	302	6	0	0	308	308	1,296	23.77%
4115 - 15	3	0	1	4	0	0	0	4	4	14	28.57%
4402 - 15	41	35	43	119	0	0	3	122	122	607	20.10%
4501 - 15	3	0	0	3	0	0	0	3	3	9	33.33%
4602 - 15	29	26	51	106	5	0	1	112	112	601	18.64%
4603 - 15	55	67	109	231	3	0	2	236	236	990	23.84%
4604 - 15	22	32	49	103	2	0	0	105	105	342	30.70%
4605 - 16	29	22	27	78	0	0	0	78	78	492	15.85%
5016 - 16	32	36	56	124	4	0	1	129	129	513	25.15%

Canvass Results Report

Official

Run Time 8:32 AM

Run Date 08/17/2021

Yakima County, Washington

Primary

8/3/2021

Page 12

Official Results

Registered Voters
18993 of 89410 = 21.24%

Precincts Reporting
0 of 129 = 0.00%

Selah School District No. 119 Director, District 2 - 4 year term Vote for 1

Precinct	Kristi Wilbert	Scott Church	Joe Catron	Cast Votes	Undervotes	Overvotes	undeclared write-ins	Total Ballots Cast	Total Ballots Cast	Registered Voters	Turnout Percentage
Provisional	0	0	0	0	0	0	0	0	0	0	0.00%
Totals	675	738	1,209	2,622	64	0	18	2,704	2,704	12,748	21.21%

Canvass Results Report

Yakima County, Washington

Official Results

Official

Primary

Registered Voters
18993 of 89410 = 21.24%

Run Time 8:32 AM

8/3/2021

Precincts Reporting

Run Date 08/17/2021

Page 13

0 of 129 = 0.00%

Selah School District No. 119 Director, Position 1 At-Large - 4 year term Vote for 1

Precinct	Timothy R. Ausink	Jamie Morford	Nicole Church	Cast Votes	Undervotes	Overvotes	undeclared write-ins	Total Ballots Cast	Total Ballots Cast	Registered Voters	Turnout Percentage
1501 - 11	34	27	48	109	1	0	0	110	110	1,064	10.34%
1502 - 11	106	108	75	289	8	0	3	300	300	1,325	22.64%
1503 - 11	97	112	69	278	2	0	1	281	281	1,066	26.36%
1504 - 11	68	98	77	243	4	0	0	247	247	1,223	20.20%
3504 - 405 14	0	0	0	0	0	0	0	0	0	0	0.00%
3504 - 406 14	0	0	0	0	0	0	0	0	0	0	0.00%
3602 - 404 14	3	1	3	7	0	0	0	7	7	41	17.07%
3900 - 14	61	47	68	176	0	1	2	179	179	894	20.02%
3901 - 14	24	8	43	75	4	0	0	79	79	486	16.26%
3903 - 14	79	67	108	254	1	0	3	258	258	1,255	20.56%
4108 - 15	36	60	49	145	0	0	1	146	146	530	27.55%
4112 - 15	97	97	111	305	3	0	0	308	308	1,296	23.77%
4115 - 15	3	0	1	4	0	0	0	4	4	14	28.57%
4402 - 15	28	32	61	121	0	0	1	122	122	607	20.10%
4501 - 15	0	3	0	3	0	0	0	3	3	9	33.33%
4602 - 15	31	27	51	109	1	0	2	112	112	601	18.64%
4603 - 15	60	71	97	228	3	0	5	236	236	990	23.84%
4604 - 15	24	38	40	102	3	0	0	105	105	342	30.70%
4605 - 16	35	9	34	78	0	0	0	78	78	492	15.85%
5016 - 16	34	45	47	126	0	0	3	129	129	513	25.15%

Canvass Results Report

Official

Run Time 8:32 AM

Run Date 08/17/2021

Yakima County, Washington

Primary

8/3/2021

Page 14

Official Results

Registered Voters
18993 of 89410 = 21.24%

Precincts Reporting
0 of 129 = 0.00%

Selah School District No. 119 Director, Position 1 At-Large - 4 year term Vote for 1

Precinct	Timothy R. Ausink	Jamie Morford	Nicole Church	Cast Votes	Undervotes	Overvotes	undeclared write-ins	Total Ballots Cast	Total Ballots Cast	Registered Voters	Turnout Percentage
Provisional	0	0	0	0	0	0	0	0	0	0	0.00%
Totals	820	850	982	2,652	30	1	21	2,704	2,704	12,748	21.21%

Canvass Results Report

Official

Run Time 8:32 AM

Run Date 08/17/2021

Yakima County, Washington

Primary

8/3/2021

Page 15

Official Results

Registered Voters

18993 of 89410 = 21.24%

Precincts Reporting

0 of 129 = 0.00%

*** End of report ***