


## Oath of County Auditor or Supervisor of Elections

STATE OF WASHINGTON            )  
  ) ss.  
COUNTY OF Yakima)

I solemnly swear that the returns of the Special Elections held on May 16, 2006, in Yakima County, State of Washington, have been in no way altered and that they are the same as when they were deposited in my office.

  
\_\_\_\_\_  
County Auditor or Supervisor of Elections

*Subscribed and sworn to me this 26<sup>th</sup> day of May, 2006*


  
\_\_\_\_\_  
Chairman, County Legislative Authority


## Certification of the Canvassing Board

STATE OF WASHINGTON            )  
  ) ss.  
COUNTY OF Yakima)

The undersigned officers designated by law as constituting the Canvassing Board for the County of Yakima, State of Washington, hereby certify that this is a full, true and correct copy of the Abstract of Votes including the cumulative results, precinct results, and a reconciliation report of votes cast at the Special Elections held on May 16, 2006, in Yakima County, State of Washington, and that the following are the true and reconciled numbers of voters and votes counted.

*Witness our hands and official seal this 26<sup>th</sup> day of May, 2006*



  
\_\_\_\_\_  
County Auditor or Supervisor of Elections

  
\_\_\_\_\_  
Chairman, County Legislative Authority

  
\_\_\_\_\_  
County Prosecuting Attorney

County **Yakima**

Date of Completion **May 26, 2006**

**Certification Reconciliation Report  
Special Election  
May 16, 2006**

Registration

Total number of active registered voters in all precincts	49,577
Total number of inactive registered voters in all precincts	4,663
<b>Total registered voters in all precincts</b>	<b>54,240</b>
Total absentee ballots counted (includes absentee, VBM, federal write-in, overseas, out of state, and service ballots)	23,456
Total poll site ballots counted (includes poll site and provisional ballots)	N/A
<b>Total Ballots counted</b>	<b>23,456</b>

Absentee and VBM Ballots

The total number of absentee/VBM ballots issued	49,577
The total number of absentee/VBM ballots returned	23,765
The total number of absentee/VBM ballots rejected	308
The total number of absentee/VBM ballots counted	23,456 **

Federal Write-In Ballots

The total number of federal write-in ballots counted	0
--	---

Out-of-State, Overseas, and Service Voters

The total number of out-of-state, overseas, and service voters' ballots issued	435
The total number of out-of-state, overseas, and service voters' ballots returned	78
The total number of out-of-state, overseas, and service voters' ballots rejected	0
The total number of out-of-state, overseas, and service voters' ballots counted	78

Provisional Ballots

The total number of provisional ballots issued (from other counties)	N/A
The total number of provisional ballots rejected	N/A
The total number of provisional ballots counted	N/A

\*\*One affidavit envelope was returned empty

County **Yakima**

Date of Completion **May 26, 2006**

**30 Day Reconciliation Report  
Special Election  
May 26, 2006**

Registration

Total number of registered voters (active and inactive) in all precincts	54,240
Total number of voters credited	23,457
Number of absentee voters credited	N/A
Number of by mail voters credited	23,457 **
Number of designated accessibility site voters credited	N/A
Number of provisional ballot voters credited	N/A
Number of federal write-in ballot voters credited	0
Number of out-of-state, overseas, and service voters credited (included in by mail count)	78
Number of voters credited even though the ballot was late and not counted	0

\*\*1 affidavit envelope was returned with no ballot enclosed

# Cumulative Report — Official Yakima County — Special Election — May 16, 2006

Page 1 of 1

05/26/2006 08:46 AM

Total Number of Voters : 23,456 of 49,389 = 47.49%

Precincts Reporting 61 of 62 = 98.39%

Party	Candidate	Early	Election	Total
<b>Yakima School Dist. No. 7 - Prop. No. 1, Vote For 1</b>				
	Yes	0 0.00%	6,479 56.57%	6,479 56.57%
	No	0 0.00%	4,975 43.43%	4,975 43.43%
	<b>Cast Votes:</b>	0 0.00%	11,454 99.90%	11,454 99.90%
	<b>Over Votes:</b>	0 0.00%	0 0.00%	0 0.00%
	<b>Under Votes:</b>	0 0.00%	11 0.10%	11 0.10%
<b>Sunnyside School Dist. No. 201 - Prop No. 1, Vote For 1</b>				
	Approved	0 0.00%	1,204 48.59%	1,204 48.59%
	Rejected	0 0.00%	1,274 51.41%	1,274 51.41%
	<b>Cast Votes:</b>	0 0.00%	2,478 99.96%	2,478 99.96%
	<b>Over Votes:</b>	0 0.00%	0 0.00%	0 0.00%
	<b>Under Votes:</b>	0 0.00%	1 0.04%	1 0.04%
<b>West Valley School Dist. No. 208 - Prop. No. 1, Vote For 1</b>				
	Approved	0 0.00%	5,836 61.37%	5,836 61.37%
	Rejected	0 0.00%	3,673 38.63%	3,673 38.63%
	<b>Cast Votes:</b>	0 0.00%	9,509 99.97%	9,509 99.97%
	<b>Over Votes:</b>	0 0.00%	0 0.00%	0 0.00%
	<b>Under Votes:</b>	0 0.00%	3 0.03%	3 0.03%

# Canvass Report — Total Voters — Official Yakima County — Special Election — May 16, 2006

Page 1 of 3

05/26/2006 08:52 AM

Total Number of Voters : 23,456 of 49,389 = 47.49%

Precincts Reporting 61 of 62 = 98.39%

## Yakima School Dist. No. 7 - Prop. No. 1

Precinct	Early Voting Ballots Cast	Election Day Ballots Cast	Total Ballots Cast	Registered Voters	Percent Turnout	Yes	No	Totals
0101	0	210	210	728	28.85%	150	60	210
0104	0	165	165	657	25.11%	92	73	165
0110	0	587	587	1,288	45.57%	352	235	587
0111	0	383	383	1,178	32.51%	217	165	382
0116	0	71	71	193	36.79%	39	32	71
0118	0	121	121	294	41.16%	93	28	121
0120	0	218	218	905	24.09%	135	83	218
0126	0	224	224	901	24.86%	141	83	224
0127	0	298	298	801	37.20%	166	132	298
0129	0	363	363	967	37.54%	215	148	363
0131	0	579	579	1,370	42.26%	301	278	579
0133	0	683	683	1,495	45.69%	394	289	683
0134	0	788	788	1,500	52.53%	463	325	788
0138	0	1,144	1,144	2,323	49.25%	730	411	1,141
0142	0	597	597	1,502	39.75%	270	326	596
0154	0	688	688	1,607	42.81%	395	293	688
0155	0	615	615	1,257	48.93%	326	289	615
0156	0	361	361	984	36.69%	179	181	360
0162	0	266	266	652	40.80%	142	122	264
0163	0	440	440	743	59.22%	252	188	440
0169	0	855	855	1,608	53.17%	496	358	854
0170	0	866	866	1,675	51.70%	489	377	866
0179	0	47	47	105	44.76%	23	24	47
0184	0	292	292	828	35.27%	141	150	291
2301	0	50	50	163	30.67%	14	36	50
2306	0	258	258	772	33.42%	114	144	258
3502	0	0	0	0	0.00%	0	0	0
4601	0	174	174	275	63.27%	105	69	174
4607	0	18	18	39	46.15%	7	11	18
4624	0	104	104	244	42.62%	38	65	103
<b>Totals:</b>	<b>0</b>	<b>11,465</b>	<b>11,465</b>	<b>27,054</b>		<b>6,479</b>	<b>4,975</b>	<b>11,454</b>

\* - Suppressed due to low voter turnout

**Canvass Report — Total Voters — Official  
Yakima County — Special Election — May 16, 2006**

Total Number of Voters : 23,456 of 49,389 = 47.49%

Precincts Reporting 61 of 62 = 98.39%

**Sunnyside School Dist. No. 201 - Prop No. 1**

Precinct	Early Voting Ballots Cast	Election Day Ballots Cast	Total Ballots Cast	Registered Voters	Percent Turnout	Approved	Rejected	Totals
1701	0	198	198	712	27.81%	94	104	198
1702	0	23	23	28	82.14%	19	4	23
1703	0	261	261	657	39.73%	143	118	261
1705	0	383	383	686	55.83%	208	175	383
1706	0	228	228	757	30.12%	128	100	228
1708	0	182	182	618	29.45%	74	107	181
3209	0	7	7	13	53.85%	6	1	7
3304	0	4	4	5	80.00%	0	4	4
4109	0	551	551	1,280	43.05%	248	303	551
4303	0	118	118	277	42.60%	49	69	118
4615	0	224	224	580	38.62%	114	110	224
4618	0	168	168	434	38.71%	68	100	168
4628	0	66	66	212	31.13%	29	37	66
5001	0	66	66	208	31.73%	24	42	66
<b>Totals:</b>	<b>0</b>	<b>2,479</b>	<b>2,479</b>	<b>6,467</b>		<b>1,204</b>	<b>1,274</b>	<b>2,478</b>

\* - Suppressed due to low voter turnout

**Canvass Report — Total Voters — Official  
Yakima County — Special Election — May 16, 2006**

Page 3 of 3

05/26/2006 08:52 AM

Total Number of Voters : 23,456 of 49,389 = 47.49%

Precincts Reporting 61 of 62 = 98.39%

**West Valley School Dist. No. 208 - Prop. No. 1**

Precinct	Early Voting Ballots Cast	Election Day Ballots Cast	Total Ballots Cast	Registered Voters	Percent Turnout	Approved	Rejected	Totals
0154	0	44	44	82	53.66%	29	15	44
0162	0	0	0	0	0.00%	0	0	0
0163	0	378	378	614	61.56%	232	146	378
0169	0	96	96	158	60.76%	63	33	96
0179	0	908	908	1,697	53.51%	594	314	908
0181	0	792	792	1,151	68.81%	501	290	791
0182	0	1,001	1,001	1,664	60.16%	697	304	1,001
0183	0	448	448	721	62.14%	289	158	447
0185	0	453	453	731	61.97%	301	152	453
0186	0	622	622	1,134	54.85%	432	190	622
0187	0	477	477	684	69.74%	314	163	477
3003	0	111	111	190	58.42%	63	48	111
3205	0	1,027	1,027	1,629	63.04%	647	380	1,027
3208	0	1	1	2	50.00%	1	0	1
3301	0	435	435	778	55.91%	210	225	435
3605	0	649	649	1,156	56.14%	344	305	649
4114	0	123	123	195	63.08%	58	65	123
4623	0	52	52	124	41.94%	27	25	52
4801	0	591	591	1,016	58.17%	290	300	590
5003	0	538	538	916	58.73%	293	245	538
5010	0	109	109	174	62.64%	67	42	109
5014	0	412	412	691	59.62%	229	183	412
5020	0	245	245	361	67.87%	155	90	245
<b>Totals:</b>	<b>0</b>	<b>9,512</b>	<b>9,512</b>	<b>15,868</b>		<b>5,836</b>	<b>3,673</b>	<b>9,509</b>

\* - Suppressed due to low voter turnout