

Oath of Authenticity

STATE OF WASHINGTON)
) ss.
COUNTY OF YAKIMA)

I solemnly swear that the unofficial returns and supporting documentation of the Primary held on **August 6, 2013** in Yakima County, State of Washington, are true and correct.


County Auditor

Subscribed and sworn before me this 20th day of August, 2013.


County Legislative Authority (witness)


County Prosecuting Attorney (witness)

Certification of the Canvassing Board

STATE OF WASHINGTON)
) ss.
COUNTY OF YAKIMA)

The undersigned officers designated by law as constituting the Canvassing Board for the County of Yakima, State of Washington, hereby certify that this is a full, true and correct copy of the Abstract of Votes including the cumulative results, precinct results, and reconciliation report of votes cast at the Primary held on **August 6, 2013**, in Yakima County, State of Washington, and that the following are the true and reconciled numbers of voters and votes counted.

Witness our hands and official seal this 20th day of August, 2013.




County Auditor


County Legislative Authority


County Prosecuting Attorney

Reconciliation Form

County Name:	Yakima
Election Date:	August 6, 2013

Report prepared by:	K Fisher; Elections Manager
Contact number:	509.574.1343

Registered Voters	
Active registered voters	53,907
Inactive registered voters	3,196
Credited voters	13,706

Overall Ballot	Received	13,779
Reconciliation	Counted	13,706
	Not Counted	73
Report total ballots for the entire election	Discrepancy	0

<input checked="" type="radio"/> Yes <input type="radio"/> No <input checked="" type="radio"/> Yes <input type="radio"/> No	<p>Is the cell "Discrepancy" showing zero? If other than zero, attach an explanation of the process followed to account for the discrepancy.</p> <p>Does the number of "credited voters" equal the number of overall ballots reported as "counted?" If not, attach an explanation of the discrepancies and/or the process followed to resolve the discrepancies per WAC 434-262-060, 434-262-070 and 434-262-100.</p>
--	---

Category Reconciliation (detailed accounting of ballots reported above in the Overall Ballot Reconciliation)

	Issued (number of voters issued ballots)	Received	Ballots forwarded to other counties	Accepted (equal to "Counted" as reported in Overall Ballot Reconciliation)	Rejected & not counted	Category Discrepancy (all ballots accounted for when zero)
Totals for all voters	54,002	13,779	0	13,706	73	0
UOCAVA	394	28	n/a	28	0	0
Federal write-in	n/a	0	n/a	0	0	0
Provisional (include provisional ballots from other counties)	3	3	0	2	1	0
DREs (do not report ballots filled in with Automarks)	0	0	n/a	0	0	0
All others not already reported in the categories above (including regular ballots & ACP)	53,605	13,748	0	13,676	72	0

<input checked="" type="radio"/> Yes <input type="radio"/> No <input checked="" type="radio"/> Yes <input type="radio"/> No	<p>Do totals under "Category Discrepancy" all calculate to zero? If other than zero, attach an explanation of the category discrepancy.</p> <p>Are the totals for all voters the same as reported in the Overall Ballot Reconciliation? If not, attach an explanation of the discrepancy.</p>
--	---

Additional information requested by the Secretary of State. Please answer the questions below:

For all returned ballots, how many were by:		Of all ballots returned, how many were generated through:	
Email	3	MyBallot	0
Fax	0	Other online programs	0
Deposited at staffed, unstaffed deposit sites and at voting centers.	1,777	PDF originating from county	7

AutoMarks: Please provide an estimate of the number of voters using the AutoMark in the box to the right.

n/a

**Cumulative Report — Official
Primary — Yakima County, Washington — August 06, 2013**

Page 1 of 2

08/20/2013 08:14 AM

Total Number of Voters : 13,706 of 53,907 = 25.43%

Precincts Reporting 0 of 73 = 0.00%

Party	Candidate	Total Ballots Cast		NA		Total	
City of Sunnyside; Council, District 1, Vote For 1							
	Theresa Hancock	60	48.78%	0	0.00%	60	48.78%
	Robert V. Perales	49	39.84%	0	0.00%	49	39.84%
	Emanuel Santana Walle	14	11.38%	0	0.00%	14	11.38%
	Write-In	0	0.00%	0	0.00%	0	0.00%
	Cast Votes:	123	99.19%	0	0.00%	123	99.19%
	Over Votes:	1	0.81%	0	0.00%	1	0.81%
	Under Votes:	0	0.00%	0	0.00%	0	0.00%
City of Sunnyside; Council, District 3, Vote For 1							
	Don (Donavon) Vlieger	57	33.53%	0	0.00%	57	33.53%
	Spencer E. Martin	56	32.94%	0	0.00%	56	32.94%
	Victor Ochoa	56	32.94%	0	0.00%	56	32.94%
	Write-In	1	0.59%	0	0.00%	1	0.59%
	Cast Votes:	170	100.00%	0	0.00%	170	100.00%
	Over Votes:	0	0.00%	0	0.00%	0	0.00%
	Under Votes:	0	0.00%	0	0.00%	0	0.00%
City of Yakima; Council, Position 5 At-Large, Vote For 1							
	Charles Noel	2,311	21.44%	0	0.00%	2,311	21.44%
	Isidro (Sid) Reynaga	2,091	19.40%	0	0.00%	2,091	19.40%
	Dave Ettl	6,304	58.47%	0	0.00%	6,304	58.47%
	Write-In	75	0.70%	0	0.00%	75	0.70%
	Cast Votes:	10,781	97.02%	0	0.00%	10,781	97.02%
	Over Votes:	3	0.03%	0	0.00%	3	0.03%
	Under Votes:	328	2.95%	0	0.00%	328	2.95%
City of Yakima; Council, Position 7 At-Large, Vote For 1							
	Bill Lover	5,517	50.88%	0	0.00%	5,517	50.88%
	Enrique Jevons	1,438	13.26%	0	0.00%	1,438	13.26%
	Carole Folsom-Hill	3,834	35.36%	0	0.00%	3,834	35.36%
	Write-In	55	0.51%	0	0.00%	55	0.51%
	Cast Votes:	10,844	97.59%	0	0.00%	10,844	97.59%
	Over Votes:	2	0.02%	0	0.00%	2	0.02%
	Under Votes:	266	2.39%	0	0.00%	266	2.39%

Cumulative Report — Official
Primary — Yakima County, Washington — August 06, 2013

Page 2 of 2

08/20/2013 08:14 AM

Total Number of Voters : 13,706 of 53,907 = 25.43%

Precincts Reporting 0 of 73 = 0.00%

Party	Candidate	Total Ballots Cast		NA		Total	
City of Yakima Proposition No. 1 Amendment to Charter, Vote For 1							
	Yes	7,781	72.39%	0	0.00%	7,781	72.39%
	No	2,967	27.61%	0	0.00%	2,967	27.61%
	Cast Votes:	10,748	96.72%	0	0.00%	10,748	96.72%
	Over Votes:	1	0.01%	0	0.00%	1	0.01%
	Under Votes:	363	3.27%	0	0.00%	363	3.27%
Toppenish School District No. 202; Director, District 3, Vote For 1							
	Richard Lommers	441	60.41%	0	0.00%	441	60.41%
	Vivian DeLaRosa	121	16.58%	0	0.00%	121	16.58%
	Aurora Vela Sandoval	165	22.60%	0	0.00%	165	22.60%
	Write-In	3	0.41%	0	0.00%	3	0.41%
	Cast Votes:	730	99.73%	0	0.00%	730	99.73%
	Over Votes:	1	0.14%	0	0.00%	1	0.14%
	Under Votes:	1	0.14%	0	0.00%	1	0.14%
Fire Protection District No. 2; Commissioner, Position 2, Vote For 1							
	Ron Johnson	446	28.50%	0	0.00%	446	28.50%
	Rex G. Reed	322	20.58%	0	0.00%	322	20.58%
	Ken Pendleton	781	49.90%	0	0.00%	781	49.90%
	Write-In	16	1.02%	0	0.00%	16	1.02%
	Cast Votes:	1,565	99.81%	0	0.00%	1,565	99.81%
	Over Votes:	1	0.06%	0	0.00%	1	0.06%
	Under Votes:	2	0.13%	0	0.00%	2	0.13%

**Canvass Report — By Mail Voters — Official
Primary — Yakima County, Washington — August 06, 2013**

Total Number of Voters : 13,706 of 53,907 = 25.43%

City of Sunnyside; Council, District 1

Precinct	By Mail Ballots Cast	Total Ballots Cast	Registered Voters	Percent Turnout	Theresa Hancock	Robert V. Perales	Emanuel Santana Walle	Write-In	Totals
1708	124	124	826	15.01%	60	49	14	0	123
Provisional	0	0	0	00.00%	0	0	0	0	0
Totals	124	124	826		60	49	14	0	123

**Canvass Report — By Mail Voters — Official
Primary — Yakima County, Washington — August 06, 2013**

Total Number of Voters : 13,706 of 53,907 = 25.43%

City of Sunnyside; Council, District 3

Precinct	By Mail Ballots Cast	Total Ballots Cast	Registered Voters	Percent Turnout	Don (Donavon) Vlieger	Spencer E. Martin	Victor Ochoa	Write-In	Totals
1701	170	170	887	19.17%	57	56	56	1	170
Provisional	0	0	0	00.00%	0	0	0	0	0
Totals	170	170	887		57	56	56	1	170

**Canvass Report — By Mail Voters — Official
Primary — Yakima County, Washington — August 06, 2013**

Total Number of Voters : 13,706 of 53,907 = 25.43%

City of Yakima; Council, Position 5 At-Large

Precinct	By Mail Ballots Cast	Total Ballots Cast	Registered Voters	Percent Turnout	Charles Noel	Isidro (Sid) Reynaga	Dave Ettl	Write-In	Totals
0101	113	113	486	23.25%	28	27	50	3	108
0103	115	115	711	16.17%	42	23	49	0	114
0104	129	129	829	15.56%	32	39	55	2	128
0110	134	134	705	19.01%	32	27	68	1	128
0111	172	172	583	29.50%	35	29	99	2	165
0113	112	112	852	13.15%	26	35	50	0	111
0116	313	313	943	33.19%	52	88	157	2	299
0118	104	104	451	23.06%	24	25	54	0	103
0120	133	133	991	13.42%	26	45	53	4	128
0124	66	66	453	14.57%	16	16	34	0	66
0126	110	110	758	14.51%	16	49	41	0	106
0127	178	178	933	19.08%	45	48	81	2	176
0129	115	115	628	18.31%	26	31	58	0	115
0130	131	131	515	25.44%	28	31	63	0	122
0131	192	192	705	27.23%	37	46	101	0	184
0132	204	204	719	28.37%	31	42	121	0	194
0133	355	355	1273	27.89%	60	93	182	9	344
0134	497	497	1403	35.42%	76	92	307	5	480
0138	405	405	1042	38.87%	82	77	228	6	393
0139	366	366	978	37.42%	78	49	227	1	355
0140	129	129	741	17.41%	22	35	68	2	127
0142	318	318	1229	25.87%	88	45	178	5	316
0150	117	117	697	16.79%	27	24	60	0	111
0153	191	191	629	30.37%	49	35	104	0	188
0154	231	231	1130	20.44%	46	41	133	4	224
0155	264	264	872	30.28%	56	47	157	1	261
0156	122	122	631	19.33%	30	20	70	0	120
0158	107	107	670	15.97%	36	11	57	0	104
0162	157	157	669	23.47%	38	28	86	3	155
0163	353	353	815	43.31%	76	51	210	1	338
0167	391	391	898	43.54%	69	66	238	3	376
0168	322	322	793	40.61%	57	57	196	1	311
0169	401	401	946	42.39%	63	89	239	0	391
0170	210	210	682	30.79%	36	54	112	3	205
0173	190	190	704	26.99%	40	21	123	0	184
0175	142	142	428	33.18%	36	23	82	0	141
0177	311	311	1034	30.08%	61	48	195	1	305
0179	334	334	921	36.26%	74	52	190	1	317
0180	174	174	532	32.71%	40	26	104	0	170
0181	353	353	917	38.50%	84	34	228	0	346

**Canvass Report — By Mail Voters — Official
Primary — Yakima County, Washington — August 06, 2013**

Total Number of Voters : 13,706 of 53,907 = 25.43%

City of Yakima; Council, Position 5 At-Large

Precinct	By Mail Ballots Cast	Total Ballots Cast	Registered Voters	Percent Turnout	Charles Noel	Isidro (Sid) Reynaga	Dave Ettl	Write-In	Totals
0182	429	429	1254	34.21%	100	58	257	4	419
0183	236	236	683	34.55%	45	50	133	1	229
0184	203	203	926	21.92%	53	28	120	0	201
0185	255	255	857	29.75%	47	50	141	0	238
0186	349	349	1406	24.82%	61	52	227	4	344
0187	240	240	801	29.96%	48	27	155	1	231
0188	287	287	1012	28.36%	62	45	169	2	278
0189	196	196	663	29.56%	40	34	110	1	185
0190	156	156	528	29.55%	35	28	84	0	147
Provisional	0	0	0	00.00%	0	0	0	0	0
Totals	11112	11112	40026		2311	2091	6304	75	10781

**Canvass Report — By Mail Voters — Official
Primary — Yakima County, Washington — August 06, 2013**

Total Number of Voters : 13,706 of 53,907 = 25.43%

City of Yakima; Council, Position 7 At-Large

Precinct	By Mail Ballots Cast	Total Ballots Cast	Registered Voters	Percent Turnout	Bill Lover	Enrique Jevons	Carole Folsom-Hill	Write-In	Totals
0101	113	113	486	23.25%	39	17	50	3	109
0103	115	115	711	16.17%	54	19	42	0	115
0104	129	129	829	15.56%	50	29	45	2	126
0110	134	134	705	19.01%	69	18	40	3	130
0111	172	172	583	29.50%	92	20	53	2	167
0113	112	112	852	13.15%	45	28	35	0	108
0116	313	313	943	33.19%	120	54	129	3	306
0118	104	104	451	23.06%	37	12	53	1	103
0120	133	133	991	13.42%	45	29	55	2	131
0124	66	66	453	14.57%	26	8	32	0	66
0126	110	110	758	14.51%	27	23	52	2	104
0127	178	178	933	19.08%	82	34	59	1	176
0129	115	115	628	18.31%	61	16	38	0	115
0130	131	131	515	25.44%	53	21	51	0	125
0131	192	192	705	27.23%	98	35	57	0	190
0132	204	204	719	28.37%	80	32	87	1	200
0133	355	355	1273	27.89%	149	66	133	3	351
0134	497	497	1403	35.42%	258	38	195	1	492
0138	405	405	1042	38.87%	191	27	175	5	398
0139	366	366	978	37.42%	194	36	119	0	349
0140	129	129	741	17.41%	57	22	44	2	125
0142	318	318	1229	25.87%	167	30	114	2	313
0150	117	117	697	16.79%	57	25	31	2	115
0153	191	191	629	30.37%	100	20	67	0	187
0154	231	231	1130	20.44%	117	27	80	2	226
0155	264	264	872	30.28%	155	31	71	0	257
0156	122	122	631	19.33%	72	16	33	0	121
0158	107	107	670	15.97%	59	13	34	0	106
0162	157	157	669	23.47%	74	24	54	1	153
0163	353	353	815	43.31%	170	43	125	0	338
0167	391	391	898	43.54%	218	42	122	1	383
0168	322	322	793	40.61%	154	37	122	0	313
0169	401	401	946	42.39%	202	33	148	1	384
0170	210	210	682	30.79%	86	25	93	1	205
0173	190	190	704	26.99%	103	13	71	0	187
0175	142	142	428	33.18%	78	20	42	0	140
0177	311	311	1034	30.08%	169	40	97	0	306
0179	334	334	921	36.26%	174	43	103	2	322
0180	174	174	532	32.71%	86	34	54	0	174
0181	353	353	917	38.50%	197	44	105	0	346

**Canvass Report — By Mail Voters — Official
Primary — Yakima County, Washington — August 06, 2013**

Total Number of Voters : 13,706 of 53,907 = 25.43%

City of Yakima; Council, Position 7 At-Large

Precinct	By Mail Ballots Cast	Total Ballots Cast	Registered Voters	Percent Turnout	Bill Lover	Enrique Jevons	Carole Folsom-Hill	Write-In	Totals
0182	429	429	1254	34.21%	234	43	137	5	419
0183	236	236	683	34.55%	112	31	82	1	226
0184	203	203	926	21.92%	115	12	70	1	198
0185	255	255	857	29.75%	118	37	93	0	248
0186	349	349	1406	24.82%	198	36	106	3	343
0187	240	240	801	29.96%	121	45	66	1	233
0188	287	287	1012	28.36%	159	32	82	1	274
0189	196	196	663	29.56%	102	33	55	0	190
0190	156	156	528	29.55%	93	25	33	0	151
Provisional	0	0	0	00.00%	0	0	0	0	0
Totals	11112	11112	40026		5517	1438	3834	55	10844

**Canvass Report — By Mail Voters — Official
Primary — Yakima County, Washington — August 06, 2013**

Total Number of Voters : 13,706 of 53,907 = 25.43%

City of Yakima Proposition No. 1 Amendment to Charter

Precinct	By Mail Ballots Cast	Total Ballots Cast	Registered Voters	Percent Turnout	Yes	No	Totals
0101	113	113	486	23.25%	72	36	108
0103	115	115	711	16.17%	76	35	111
0104	129	129	829	15.56%	82	45	127
0110	134	134	705	19.01%	102	30	132
0111	172	172	583	29.50%	128	40	168
0113	112	112	852	13.15%	63	47	110
0116	313	313	943	33.19%	219	85	304
0118	104	104	451	23.06%	69	31	100
0120	133	133	991	13.42%	77	47	124
0124	66	66	453	14.57%	44	19	63
0126	110	110	758	14.51%	81	26	107
0127	178	178	933	19.08%	114	58	172
0129	115	115	628	18.31%	82	31	113
0130	131	131	515	25.44%	93	37	130
0131	192	192	705	27.23%	137	52	189
0132	204	204	719	28.37%	155	46	201
0133	355	355	1273	27.89%	244	100	344
0134	497	497	1403	35.42%	365	116	481
0138	405	405	1042	38.87%	289	94	383
0139	366	366	978	37.42%	262	84	346
0140	129	129	741	17.41%	76	44	120
0142	318	318	1229	25.87%	209	100	309
0150	117	117	697	16.79%	82	33	115
0153	191	191	629	30.37%	132	56	188
0154	231	231	1130	20.44%	159	58	217
0155	264	264	872	30.28%	200	58	258
0156	122	122	631	19.33%	84	35	119
0158	107	107	670	15.97%	61	44	105
0162	157	157	669	23.47%	100	54	154
0163	353	353	815	43.31%	268	74	342
0167	391	391	898	43.54%	280	96	376
0168	322	322	793	40.61%	243	74	317
0169	401	401	946	42.39%	285	96	381
0170	210	210	682	30.79%	138	61	199
0173	190	190	704	26.99%	141	44	185
0175	142	142	428	33.18%	109	30	139
0177	311	311	1034	30.08%	220	79	299
0179	334	334	921	36.26%	244	75	319
0180	174	174	532	32.71%	123	49	172
0181	353	353	917	38.50%	241	98	339

**Canvass Report — By Mail Voters — Official
Primary — Yakima County, Washington — August 06, 2013**

Total Number of Voters : 13,706 of 53,907 = 25.43%

City of Yakima Proposition No. 1 Amendment to Charter

Precinct	By Mail Ballots Cast	Total Ballots Cast	Registered Voters	Percent Turnout	Yes	No	Totals
0182	429	429	1254	34.21%	303	115	418
0183	236	236	683	34.55%	167	57	224
0184	203	203	926	21.92%	139	60	199
0185	255	255	857	29.75%	170	79	249
0186	349	349	1406	24.82%	245	95	340
0187	240	240	801	29.96%	163	68	231
0188	287	287	1012	28.36%	192	87	279
0189	196	196	663	29.56%	150	43	193
0190	156	156	528	29.55%	103	46	149
Provisional	0	0	0	00.00%	0	0	0
Totals	11112	11112	40026		7781	2967	10748

**Canvass Report — By Mail Voters — Official
Primary — Yakima County, Washington — August 06, 2013**

Total Number of Voters : 13,706 of 53,907 = 25.43%

Toppenish School District No. 202; Director, District 3

Precinct	By Mail Ballots Cast	Total Ballots Cast	Registered Voters	Percent Turnout	Richard Lommers	Vivian DeLaRosa	Aurora Vela Sandoval	Write-In	Totals
2101	242	242	1366	17.72%	131	52	56	2	241
2103	150	150	1293	11.60%	83	25	40	1	149
2701	*	*	29	20.69%	*	*	*	*	*
3103	88	88	636	13.84%	58	12	18	0	88
3104	121	121	673	17.98%	87	10	24	0	121
3309	125	125	751	16.64%	76	22	27	0	125
Provisional	0	0	0	00.00%	0	0	0	0	0
Totals	732	732	4748		441	121	165	3	730

**Canvass Report — By Mail Voters — Official
Primary — Yakima County, Washington — August 06, 2013**

Total Number of Voters : 13,706 of 53,907 = 25.43%

Fire Protection District No. 2; Commissioner, Position 2

Precinct	By Mail Ballots Cast	Total Ballots Cast	Registered Voters	Percent Turnout	Ron Johnson	Rex G. Reed	Ken Pendleton	Write-In	Totals
3306	75	75	404	18.56%	24	13	37	1	75
3901	165	165	940	17.55%	53	27	85	0	165
3903	306	306	1406	21.76%	67	79	154	6	306
4102	12	12	75	16.00%	5	1	6	0	12
4108	135	135	514	26.26%	29	18	85	3	135
4112	270	270	1122	24.06%	66	41	163	0	270
4115	66	66	248	26.61%	31	18	14	0	63
4402	103	103	520	19.81%	35	23	42	3	103
4602	89	89	433	20.55%	23	28	38	0	89
4603	154	154	808	19.06%	48	29	74	3	154
4604	66	66	338	19.53%	13	17	36	0	66
4605	*	*	12	33.33%	*	*	*	*	*
4608	69	69	245	28.16%	25	14	30	0	69
4625	*	*	10	10.00%	*	*	*	*	*
5016	53	53	345	15.36%	26	14	13	0	53
Provisional	0	0	0	00.00%	0	0	0	0	0
Totals	1568	1568	7420		446	322	781	16	1565

**Unresolved Write-Ins — Official
Primary — Yakima County, Washington — August 06,2013**

Page 1 of 6

08/20/2013 08:15 AM

Total Number of Voters : 13,706 of 53,907 = 25.43%

Precincts Reporting 0 of 73 = 0.00%

Contest Title	Unresolved Write-In Names	Number of Votes
City of Sunnyside; Council, District 3	Kenneth Slinnett	1
Total Unresolved Write-In Names for Contest: 1		
Total number of votes:		1

**Unresolved Write-Ins — Official
Primary — Yakima County, Washington — August 06,2013**

Page 2 of 6

08/20/2013 08:15 AM

Total Number of Voters : 13,706 of 53,907 = 25.43%

Precincts Reporting 0 of 73 = 0.00%

Contest Title	Unresolved Write-In Names	Number of Votes
City of Yakima; Council, Position 5 At-Large	Allen Fearon	1
	Bill Neufeld	1
	Bob Brown	1
	Brian J. Carlson	1
	Christopher J. Patten	1
	Cory McQuerry	1
	Dave Waters	1
	David Eagleman	1
	David Hawkins	1
	David Lamm	1
	Debra Maas	1
	Diane Hehir	2
	Don Hinman	1
	James Brown	1
	James E Brown	1
	Jane Phillips	1
	Jared A. Boswell	1
	Jared Bower	1
	Jim Eyeman	1
	John Klingele	1
	Jon Devaney	1
	Julie Dueis	1
	Kathy Blachcy	1
	Leslie C. Benoit	1
	Lynn Buchaman	1
	Lynn Buchanan	1
	Mai Hoang	1
	Mavuro Gonzalez	1
	Michael Blake	1
	Mike Bastinelli	1
	Mike Blake	1
	Mike Dickey	1
	Milton Brown	1
	Mr. Meyer	1
	No Name	24
	Nola Aichele	1
	P. Sotelo	1
	Randall Leofsky	1
	Richard Malvaney	1
	Richard Smith	1
	Robert Sorensen	1
	Sonia Rodriguez True	1
	Susan R. Kalbrener	1

**Unresolved Write-Ins — Official
Primary — Yakima County, Washington — August 06,2013**

Page 3 of 6

08/20/2013 08:15 AM

Total Number of Voters : 13,706 of 53,907 = 25.43%

Precincts Reporting 0 of 73 = 0.00%

Contest Title	Unresolved Write-In Names	Number of Votes
City of Yakima; Council, Position 5 At-Large		<i>Continued..</i>
	Susan Whitman	1
	Thomas S. Monson	1
	Tim Eyman	1
	Timothy Conroy	1
	Timothy Switzer	1
	Tony Potratz - Tieton	1
	Tony Sloan	2
Total Unresolved Write-In Names for Contest: 50		
Total number of votes:		75

**Unresolved Write-Ins — Official
Primary — Yakima County, Washington — August 06,2013**

Page 4 of 6

08/20/2013 08:15 AM

Total Number of Voters : 13,706 of 53,907 = 25.43%

Precincts Reporting 0 of 73 = 0.00%

Contest Title	Unresolved Write-In Names	Number of Votes
City of Yakima; Council, Position 7 At-Large		
	Anabelia Valdez	1
	Anthony Williams	1
	Bill Neufeld	1
	Bruce Smith	1
	Chris Thorn	2
	Christopher J. Patten	1
	Clarence Gopher	1
	Crispen Willmarth	1
	Dan Williams	1
	David Hargreaves	1
	Debra Maas	1
	Gwendy Lyn Harrison	1
	John Wey	2
	Ken Leingang	1
	Leotta Williams	1
	Leslie J. Lucas	1
	Lynn Buchaman	1
	Mavro Gonzalez	1
	Michael Mitchell	1
	Michael Pecheos	1
	No Name	23
	Sally Lorenz-Reeves	1
	Sam McQuerry	1
	Stephen Hovanes	1
	Susan R. Kalbrener	1
	Tim Eyeman	1
	Tim Eyman	1
	Timothy Conroy	1
	Tom Jones	1
	Toney Williams	1
	Valerie Knott	1
Total Unresolved Write-In Names for Contest:		31
Total number of votes:		55

**Unresolved Write-Ins — Official
Primary — Yakima County, Washington — August 06,2013**

Page 5 of 6

08/20/2013 08:15 AM

Total Number of Voters : 13,706 of 53,907 = 25.43%

Precincts Reporting 0 of 73 = 0.00%

Contest Title	Unresolved Write-In Names	Number of Votes
Toppenish School District No. 202; Director, District 3		
	No Name	1
	Shawn Meyers	1
	Shawn Myers	1
Total Unresolved Write-In Names for Contest: 3		
Total number of votes:		3

**Unresolved Write-Ins — Official
Primary — Yakima County, Washington — August 06,2013**

Page 6 of 6

08/20/2013 08:15 AM

Total Number of Voters : 13,706 of 53,907 = 25.43%


Precincts Reporting 0 of 73 = 0.00%

Contest Title	Unresolved Write-In Names	Number of Votes
Fire Protection District No. 2; Commissioner, Position 2		
	Bruce Drollinger	2
	Jim Dixon	1
	Jose Garcia	1
	Melvin Allen	1
	No Name	5
	Pat Sponcler	2
	R. J. Spencer	2
	Steve Ruark	2
Total Unresolved Write-In Names for Contest: 8		
Total number of votes:		16

Oath of Authenticity

STATE OF WASHINGTON)
) ss.
COUNTY OF YAKIMA)

I solemnly swear that the unofficial returns and supporting documentation of the mandatory manual recount for the City of Sunnyside; Council, District 3 held on August 20, 2013 in Yakima County, State of Washington, are true and correct.


County Auditor

Subscribed and sworn before me this 20th day of August, 2013.


County Legislative Authority (witness)

County Prosecuting Attorney (witness)




Certification of the Canvassing Board

STATE OF WASHINGTON)
) ss.
COUNTY OF YAKIMA)

The undersigned officers designated by law as constituting the Canvassing Board for the County of Yakima, State of Washington, hereby certify that this is a full, true and correct copy of the Abstract of Votes including the cumulative and precinct results, resulting from the mandatory manual recount of the City of Sunnyside; Council District 3 position from the August 6, 2013 Primary. Such recount was conducted on August 20, 2013.

Witness our hands and official seal this 20th day of August, 2013.




County Auditor

County Legislative Authority

County Prosecuting Attorney



Yakima County Elections

Amended cumulative report – manual recount

Primary; August 6, 2013

City of Sunnyside
Council, District 3

candidate	total ballots cast
Don (Donavon) Vlieger	57
Spencer E. Martin	56
Victor Ochoa	56
*Other:	1
Total ballots cast:	170

*Other votes include: Over votes, under votes, and write in votes.



Amended canvass report – manual recount

Primary; August 6, 2013

City of Sunnyside
Council, District 3

precinct	Don (Donavon) Vlieger	Spencer E. Martin	Victor Ochoa	other*	total ballots cast
1701	57	56	56	1	170

Totals: 57 56 56 1 170

*Other votes include: Over votes, under votes, and write in votes.



Yakima County Elections

Certificate of lot drawing for a tie
Primary; August 6, 2013

I, Corky Mattingly, Auditor, Yakima County, Washington, do hereby certify that the recount of ballots for the City of Sunnyside; Council, District 3 position held on August 20, 2013, resulted in a tie of votes cast for Spencer Martin and Victor Ochoa.

Therefore, a lot drawing was held to determine the candidate to be considered nominated to the 2013 General Election ballot. The lot drawing resulted in Spencer Martin being duly nominated to the 2013 General Election ballot.

DATED this 20th day of August, 2013.

County Auditor / Deputy Corky Mattingly
candidate or representative [Signature]
candidate or representative [Signature]
witness [Signature]
witness [Signature]
witness _____
witness _____
witness _____