

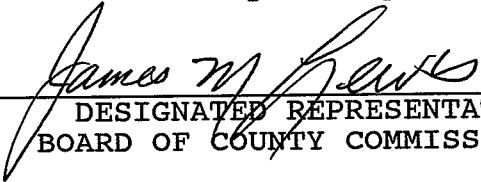
OATH OF COUNTY AUDITOR

STATE OF WASHINGTON)
: ss
County of Yakima)

I solemnly swear that the returns of the Primary held on September 19, 1995, Yakima County, State of Washington, have been in no wise altered by additions or erasures and that they are the same as when they were deposited in my office.


YAKIMA COUNTY AUDITOR

Subscribed and sworn to me this 29th day of September, 1995.


DESIGNATED REPRESENTATIVE,
BOARD OF COUNTY COMMISSIONERS

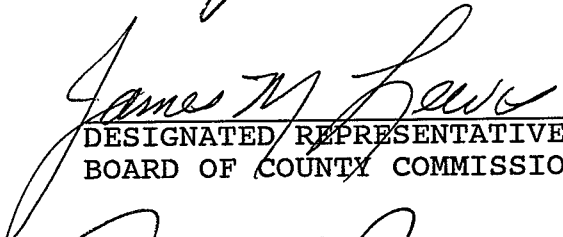
CERTIFICATE OF THE CANVASSING BOARD

STATE OF WASHINGTON)
: ss
County of Yakima)

The undersigned officers designated by law as constituting the Canvassing Board for the County of Yakima, State of Washington, hereby certify that this is a full, true and correct copy of the Abstract of Votes cast at the Primary held on September 19, 1995, in Yakima County, State of Washington; that the total number of registered voters in all precincts was 29,736; and that the total number of votes cast in such precincts was 5,139.

WITNESS our hands and official seal this 29th day of September, 1995.


YAKIMA COUNTY AUDITOR


DESIGNATED REPRESENTATIVE,
BOARD OF COUNTY COMMISSIONERS


PROSECUTING ATTORNEY

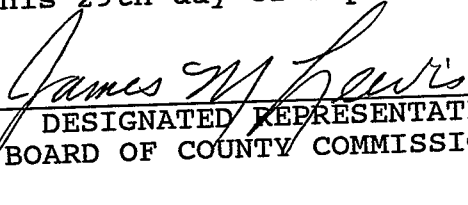
OATH OF COUNTY AUDITOR

STATE OF WASHINGTON)
: ss
County of Yakima)

I solemnly swear that the returns of the Primary held on September 19, 1995, Yakima County, State of Washington, have been in no wise altered by additions or erasures and that they are the same as when they were deposited in my office.


YAKIMA COUNTY AUDITOR

Subscribed and sworn to me this 29th day of September, 1995.


DESIGNATED REPRESENTATIVE,
BOARD OF COUNTY COMMISSIONERS

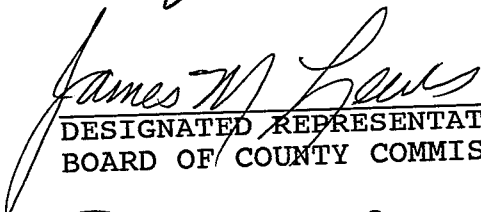
CERTIFICATE OF THE CANVASSING BOARD

STATE OF WASHINGTON)
: ss
County of Yakima)

The undersigned officers designated by law as constituting the Canvassing Board for the County of Yakima, State of Washington, hereby certify that this is a full, true and correct copy of the Abstract of Votes cast at the Primary held on September 19, 1995, in Yakima County, State of Washington; that the total number of registered voters in all precincts was 29,736; and that the total number of votes cast in such precincts was 5,139.

WITNESS our hands and official seal this 29th day of September, 1995.


YAKIMA COUNTY AUDITOR


DESIGNATED REPRESENTATIVE,
BOARD OF COUNTY COMMISSIONERS


PROSECUTING ATTORNEY

TOWN OF GRANGER 1/ 1
 MAYOR 100.0

WILEY BARRETT NP 39 17.1
 EDDIE POST NP 55 24.1
 DAVID LEACH NP 107 46.9
 MATTHEW LA COMBE NP 25 11.0
 Writein Votes 1 0.4
 Blank Votes 1 0.4
 Over Votes 0 0.0

CITY OF MOXEE 1/ 1
 COUNCILMEMBER POS. NO. 4 100.0

DAVE HYDE NP 25 21.7
 JOE A. LENSEIGNE NP 48 41.7
 KAREN EKELMAN-HAMBEK NP 41 35.7
 Writein Votes 1 0.9
 Blank Votes 0 0.0
 Over Votes 0 0.0

CITY OF MOXEE 1/ 1
 COUNCILMEMBER POS. NO. 5 100.0

ALBERT VARGAS NP 46 40.0
 LARRY FRANK NP 36 31.3
 ANDREA SCHRANK NP 31 27.0
 Writein Votes 1 0.9
 Blank Votes 1 0.9
 Over Votes 0 0.0

TOWN OF NACHES 1/ 1
 MAYOR 100.0

STEPHEN G. CHASE NP 43 33.3
 DOUG MAC NEIL NP 71 55.0
 KEN STOUT NP 13 10.1
 Writein Votes 1 0.8
 Blank Votes 0 0.0
 Over Votes 1 0.8

CITY OF SELAH 4/ 4
 MAYOR 100.0

BOB JONES NP 388 53.7
 ARLENE JONES NP 37 5.1
 WYLIE G. MILLS NP 285 39.4
 Writein Votes 11 1.5
 Blank Votes 1 0.1
 Over Votes 1 0.1

CITY OF SELAH 4/ 4
 COUNCILMEMBER POS. NO. 7 100.0

DENNIE STEWART NP 107 14.8
 GREG COLES NP 257 35.5
 RON DEATHERAGE NP 338 46.7
 Writein Votes 9 1.2
 Blank Votes 12 1.7
 Over Votes 0 0.0

TOWN OF TIETON 1/ 1
 MAYOR 100.0

STEVEN L. WALKER NP 5 5.4
 HAL WILLIAMS NP 21 22.8
 JAMES (JIM) PARSLEY NP 60 65.2
 RAYMOND J. FLORES JR. NP 4 4.3
 Writein Votes 0 0.0
 Blank Votes 2 2.2
 Over Votes 0 0.0

CITY OF TOPPENISH 3/ 3
 COUNCILMEMBER POS. NO. 7 100.0

MARLENE M. ADAMS NP 48 12.2
 DAVE FOSTER NP 33 8.4
 AL HUBERT NP 215 54.8
 W.A. "SANDER" MOSS NP 85 21.7
 Writein Votes 0 0.0
 Blank Votes 9 2.3
 Over Votes 2 0.5

CITY OF UNION GAP 5/ 5
 COUNCILMEMBER POS. NO. 5 100.0

PETE PETERSON NP 54 12.8
 DONNA L. MILLER NP 210 49.6
 NATHAN A. KWAK NP 127 30.0
 EDWARD H. BULLION NP 23 5.4
 Writein Votes 4 0.9
 Blank Votes 2 0.5
 Over Votes 3 0.7

CITY OF YAKIMA 8/ 8
 COUNCILMEMBER DISTRICT 3 100.0

DON MEIGHAN NP 106 26.1
 MICHAEL E. M. FOOTE NP 54 13.3
 LYNN BUCHANAN NP 220 54.2
 Writein Votes 17 4.2
 Blank Votes 3 0.7
 Over Votes 6 1.5

CITY OF YAKIMA				CITIES AND TOWNS			
COUNCILMEMBER DISTRICT 4				REGISTRATION & TURNOUT			
12/ 12				TOWN OF GRANGER			
100.0				NUMBER OF PRECINCTS			
JOE SVEINSSON	NP	180	18.0	REGISTERED VOTERS			
GERALD E. HENDERSON	NP	315	31.5	TURNOUT AT THE POLLS			
JOHN KLINGELE	NP	463	46.3	ABSENTEE TURNOUT			
Writein Votes		18	1.8	TOTAL TURNOUT			
Blank Votes		18	1.8				
Over Votes		7	0.7				
=====				=====			
CITY OF ZILLAH				CITY OF MOXEE			
COUNCILMEMBER POS. 3				NUMBER OF PRECINCTS			
2/ 2				REGISTERED VOTERS			
100.0				TURNOUT AT THE POLLS			
CHUCK PAULEY	NP	54	14.2	ABSENTEE TURNOUT			
CURT WALKER	NP	170	44.7	TOTAL TURNOUT			
CHARLES MOSZETER	NP	146	38.4				
Writein Votes		0	0.0				
Blank Votes		9	2.4				
Over Votes		1	0.3				
=====				=====			
CITY OF ZILLAH				TOWN OF NACHES			
COUNCILMEMBER POS. NO. 4				NUMBER OF PRECINCTS			
2/ 2				REGISTERED VOTERS			
100.0				TURNOUT AT THE POLLS			
JANICE GONZALES	NP	120	31.6	ABSENTEE TURNOUT			
ROBERT DAVIDO	NP	37	9.7	TOTAL TURNOUT			
LARRY STEWART	NP	116	30.5				
DANIEL SCHLENKER	NP	95	25.0				
Writein Votes		0	0.0				
Blank Votes		12	3.2				
Over Votes		0	0.0				
=====				=====			
CITY OF ZILLAH				CITY OF SELAH			
COUNCILMEMBER POS. NO. 5				NUMBER OF PRECINCTS			
2/ 2				REGISTERED VOTERS			
100.0				TURNOUT AT THE POLLS			
MARK K. HARRIS	NP	194	51.1	ABSENTEE TURNOUT			
RONALD G. CARLQUIST	NP	129	33.9	TOTAL TURNOUT			
HENRY MORGAN	NP	47	12.4				
Writein Votes		0	0.0				
Blank Votes		10	2.6				
Over Votes		0	0.0				
=====				=====			
				TOWN OF TIETON			
				NUMBER OF PRECINCTS			
				REGISTERED VOTERS			
				TURNOUT AT THE POLLS			
				ABSENTEE TURNOUT			
				TOTAL TURNOUT			
				CITY OF TOPPENISH			
				NUMBER OF PRECINCTS			
				REGISTERED VOTERS			
				TURNOUT AT THE POLLS			
				ABSENTEE TURNOUT			
				TOTAL TURNOUT			
				CITY OF UNION GAP			
				NUMBER OF PRECINCTS			
				REGISTERED VOTERS			
				TURNOUT AT THE POLLS			
				ABSENTEE TURNOUT			
				VOTE BY MAIL TURNOUT			
				TOTAL TURNOUT			

CITIES AND TOWNS
 REGISTRATION & TURNOUT

CITY OF YAKIMA. DIST. 3
 NUMBER OF PRECINCTS 8
 REGISTERED VOTERS 3166
 TURNOUT AT THE POLLS 86 2.7
 VOTE BY MAIL TURNOUT 52 1.6
 ABSENTEE TURNOUT 268 8.5
 TOTAL TURNOUT 406 12.8

CITY OF YAKIMA, DIST. 4
 NUMBER OF PRECINCTS 12
 REGISTERED VOTERS 7271
 TURNOUT AT THE POLLS 291 4.0
 ABSENTEE TURNOUT 710 9.8
 TOTAL TURNOUT 1001 13.8

CITY OF ZILLAH
 NUMBER OF PRECINCTS 2
 REGISTERED VOTERS 968
 TURNOUT AT THE POLLS 322 33.3
 ABSENTEE TURNOUT 58 6.0
 TOTAL TURNOUT 380 39.3

TOPPENISH S.D. NO. 202 8/ 8
 DIRECTOR DISTRICT NO. 1 100.0

SIMON LEE SAMPSON NP 109 19.2
 GINNY WELLS NP 186 32.8
 RICK SCHUTZ 254 44.8
 Writein Votes 4 0.7
 Blank Votes 10 1.8
 Over Votes 4 0.7

TOPPENISH S.D. NO. 202 8/ 8
 DIRECTOR DISTRICT NO. 4 100.0

MARY RITA ROHDE NP 218 38.4
 ELLIS M. JOHNSON NP 213 37.6
 IDA J PINKHAM-BURGESS NP 125 22.0
 Writein Votes 2 0.4
 Blank Votes 8 1.4
 Over Votes 1 0.2

ZILLAH S.D. NO. 205 4/ 4
 DIRECTOR DISTRICT NO. 3 100.0

MICHAEL ESQUIVEL NP 46 9.1
 WALLACE A. DONALDSON NP 181 35.8
 JACK LORTON NP 261 51.7
 Writein Votes 2 0.4
 Blank Votes 14 2.8
 Over Votes 1 0.2

WAPATO S.D. NO. 207 9/ 9
 DIRECTOR DISTRICT NO. 2 100.0

JULIAN D. PINKHAM NP 50 18.5
 STELLA MORRISON NP 94 34.7
 KELLY SCHIBIG NP 115 42.4
 Writein Votes 3 1.1
 Blank Votes 6 2.2
 Over Votes 3 1.1

SCHOOL DISTRICTS
 REGISTRATION & TURNOUT

TOPPENISH SCHOOL DIST.
 NUMBER OF PRECINCTS 8
 REGISTERED VOTERS 3117
 TURNOUT AT THE POLLS 346 11.1
 VOTE BY MAIL TURNOUT 25 0.8
 ABSENTEE TURNOUT 196 6.3
 TOTAL TURNOUT 567 18.2

ZILLAH SCHOOL DISTRICT
 NUMBER OF PRECINCTS 4
 REGISTERED VOTERS 1860
 TURNOUT AT THE POLLS 384 20.6
 ABSENTEE TURNOUT 121 6.5
 TOTAL TURNOUT 505 27.2

WAPATO SCHOOL DISTRICT
 NUMBER OF PRECINCTS 9
 REGISTERED VOTERS 3332
 TURNOUT AT THE POLLS 95 2.9
 VOTE BY MAIL TURNOUT 8 0.2
 ABSENTEE TURNOUT 168 5.0
 TOTAL TURNOUT 271 8.1

YAKIMA COUNTY PRIMARY
 September 19, 1995
 ** Final Report **
 Number 12.

=====

FIRE PROTECTION DIST. 4		12/	12
COMMISSIONER POS. NO. 2			100.0

LES F. RIEL	NP	326	48.0
RICHARD P. ROWLAND	NP	145	21.4
ROYLANCE W. HILL	NP	197	29.0
Writein Votes		3	0.4
Blank Votes		8	1.2
Over Votes		0	0.0

=====

FIRE PROTECTION DIST. 4
 REGISTRATION & TURNOUT

NUMBER OF PRECINCTS		12	
REGISTERED VOTERS		5458	
TURNOUT AT THE POLLS		309	5.7
VOTE BY MAIL TURNOUT		23	0.4
ABSENTEE TURNOUT		347	6.4
TOTAL TURNOUT		679	12.4

=====

TERRACE HEIGHTS SEWER

		5/	5
COMMISSIONER POS. NO. 3			100.0

BRITT HILL	NP	85	34.8
LLOYD E. KUSLER	NP	95	38.9
ROBERT C. SWALLOW	NP	38	15.6
Writein Votes		5	2.0
Blank Votes		21	8.6
Over Votes		0	0.0

=====

TERRACE HGHTS SEWER DIST
 REGISTRATION & TURNOUT

NUMBER OF PRECINCTS		5	
REGISTERED VOTERS		1907	
TURNOUT AT THE POLLS		107	5.6
ABSENTEE TURNOUT		137	7.2
TOTAL TURNOUT		244	12.8

=====

YAKIMA COUNTY
 REGISTRATION & TURNOUT

NUMBER OF PRECINCTS		65	
REGISTERED VOTERS		29736	
TURNOUT AT THE POLLS		2713	9.1
VOTE BY MAIL TURNOUT		225	0.8
ABSENTEE TURNOUT		2201	7.4
TOTAL TURNOUT		5139	17.3

=====

Precinct	Voters	Trnout	Pct	1	2	3	4	5	6	7	8	9	10	11	12
GRANGER 0501	488	197	40.4	1	0	29	42	99	25	1					
ABSENTEE BALLOT TYPE 520	0	31	0.0	0	0	10	13	8	0	0					
==> Precinct Totals	488	197	40.4	1	0	29	42	99	25	1					
==> Absentee Totals	0	31	0.0	0	0	10	13	8	0	0					
==> Total Votes	488	228	46.7	1	0	39	55	107	25	1					

C O L U M N L E G E N D

1: TOWN OF GRANGER MAYOR Blank Votes	4: TOWN OF GRANGER MAYOR EDDIE POST	NP	7: TOWN OF GRANGER MAYOR Writein Votes	10:
2: TOWN OF GRANGER MAYOR Over Votes	5: TOWN OF GRANGER MAYOR DAVID LEACH	NP	8:	11:
3: TOWN OF GRANGER MAYOR WILEY BARRETT	6: TOWN OF GRANGER MAYOR MATTHEW LA COMBE	NP	9:	12:

Precinct	Voters	Trnout	Pct	1	2	3	4	5	6	7	8	9	10	11	12
MOXEE 1101	395	93	23.5	0	0	23	37	33	0						
ABSENTEE BALLOT TYPE 380	0	22	0.0	0	0	2	11	8	1						
==> Precinct Totals	395	93	23.5	0	0	23	37	33	0						
==> Absentee Totals	0	22	0.0	0	0	2	11	8	1						
==> Total Votes	395	115	29.1	0	0	25	48	41	1						

C O L U M N L E G E N D

1: CITY OF MOXEE
COUNCILMEMBER POS. NO. 4
Blank Votes

4: CITY OF MOXEE
COUNCILMEMBER POS. NO. 4
JOE A. LENSEIGNE NP

7:

10:

2: CITY OF MOXEE
COUNCILMEMBER POS. NO. 4
Over Votes

5: CITY OF MOXEE
COUNCILMEMBER POS. NO. 4
KAREN EKELMAN-HAMBEK NP

8:

11:

3: CITY OF MOXEE
COUNCILMEMBER POS. NO. 4
DAVE HYDE NP

6: CITY OF MOXEE
COUNCILMEMBER POS. NO. 4
Writein Votes

9:

12:

Precinct	Voters	Trnout	Pct	1	2	3	4	5	6	7	8	9	10	11	12
MOXEE 1101	395	93	23.5	1	0	39	29	24	0						
ABSENTEE BALLOT TYPE 380	0	22	0.0	0	0	7	7	7	1						
==> Precinct Totals	395	93	23.5	1	0	39	29	24	0						
==> Absentee Totals	0	22	0.0	0	0	7	7	7	1						
==> Total Votes	395	115	29.1	1	0	46	36	31	1						

C O L U M N L E G E N D

1: CITY OF MOXEE
COUNCILMEMBER POS. NO. 5
Blank Votes

4: CITY OF MOXEE
COUNCILMEMBER POS. NO. 5
LARRY FRANK NP

7:

10:

2: CITY OF MOXEE
COUNCILMEMBER POS. NO. 5
Over Votes

5: CITY OF MOXEE
COUNCILMEMBER POS. NO. 5
ANDREA SCHRANK NP

8:

11:

3: CITY OF MOXEE
COUNCILMEMBER POS. NO. 5
ALBERT VARGAS NP

6: CITY OF MOXEE
COUNCILMEMBER POS. NO. 5
Writein Votes

9:

12:

Precinct	Voters	Trnout	Pct	1	2	3	4	5	6	7	8	9	10	11	12
NACHES 1301	328	89	27.1	0	1	32	47	9	0						
ABSENTEE BALLOT TYPE 310	0	40	0.0	0	0	11	24	4	1						
==> Precinct Totals	328	89	27.1	0	1	32	47	9	0						
==> Absentee Totals	0	40	0.0	0	0	11	24	4	1						
==> Total Votes	328	129	39.3	0	1	43	71	13	1						

C O L U M N L E G E N D

1: TOWN OF NACHES
MAYOR
Blank Votes

4: TOWN OF NACHES
MAYOR
DOUG MAC NEIL NP

7: 10:

2: TOWN OF NACHES
MAYOR
Over Votes

5: TOWN OF NACHES
MAYOR
KEN STOUT NP

8: 11:

3: TOWN OF NACHES
MAYOR
STEPHEN G. CHASE NP

6: TOWN OF NACHES
MAYOR
Writein Votes

9: 12:

Precinct	Voters	Trnout	Pct	1	2	3	4	5	6	7	8	9	10	11	12
SELAH 1501	569	124	21.8	0	1	71	4	48	0						
SELAH 1502	623	185	29.7	0	0	83	2	96	4						
SELAH 1503	449	142	31.6	0	0	96	3	42	1						
SELAH 1504	466	132	28.3	1	0	77	3	51	0						
ABSENTEE BALLOT TYPE 400	0	140	0.0	0	0	61	25	48	6						
==> Precinct Totals	2107	583	27.7	1	1	327	12	237	5						
==> Absentee Totals	0	140	0.0	0	0	61	25	48	6						
==> Total Votes	2107	723	34.3	1	1	388	37	285	11						

C O L U M N L E G E N D

1: CITY OF SELAH MAYOR Blank Votes	4: CITY OF SELAH MAYOR ARLENE JONES	7:	10:
	NP		
2: CITY OF SELAH MAYOR Over Votes	5: CITY OF SELAH MAYOR WYLIE G. MILLS	8:	11:
	NP		
3: CITY OF SELAH MAYOR BOB JONES	6: CITY OF SELAH MAYOR Writein Votes	9:	12:
NP			

Precinct	Voters	Trnout	Pct	1	2	3	4	5	6	7	8	9	10	11	12
SELAH 1501	569	124	21.8	0	0	30	43	50	1						
SELAH 1502	623	185	29.7	1	0	18	89	77	0						
SELAH 1503	449	142	31.6	3	0	18	38	82	1						
SELAH 1504	466	132	28.3	2	0	12	50	68	0						
ABSENTEE BALLOT TYPE 400	0	140	0.0	6	0	29	37	61	7						
==> Precinct Totals	2107	583	27.7	6	0	78	220	277	2						
==> Absentee Totals	0	140	0.0	6	0	29	37	61	7						
==> Total Votes	2107	723	34.3	12	0	107	257	338	9						

C O L U M N L E G E N D

1: CITY OF SELAH
COUNCILMEMBER POS. NO. 7
Blank Votes

4: CITY OF SELAH
COUNCILMEMBER POS. NO. 7
GREG COLES NP

7:

10:

2: CITY OF SELAH
COUNCILMEMBER POS. NO. 7
Over Votes

5: CITY OF SELAH
COUNCILMEMBER POS. NO. 7
RON DEATHERAGE NP

8:

11:

3: CITY OF SELAH
COUNCILMEMBER POS. NO. 7
DENNIE STEWART NP

6: CITY OF SELAH
COUNCILMEMBER POS. NO. 7
Writein Votes

9:

12:

Precinct	Voters	Trnout	Pct	1	2	3	4	5	6	7	8	9	10	11	12
TIETON 1901	222	62	27.9	0	0	5	15	40	2	0					
ABSENTEE BALLOT TYPE 500	0	30	0.0	2	0	0	6	20	2	0					
==> Precinct Totals	222	62	27.9	0	0	5	15	40	2	0					
==> Absentee Totals	0	30	0.0	2	0	0	6	20	2	0					
==> Total Votes	222	92	41.4	2	0	5	21	60	4	0					

C O L U M N L E G E N D

1: TOWN OF TIETON MAYOR Blank Votes	4: TOWN OF TIETON MAYOR HAL WILLIAMS NP	7: TOWN OF TIETON MAYOR Writein Votes	10:
2: TOWN OF TIETON MAYOR Over Votes	5: TOWN OF TIETON MAYOR JAMES (JIM) PARSLEY NP	8:	11:
3: TOWN OF TIETON MAYOR STEVEN L. WALKER NP	6: TOWN OF TIETON MAYOR RAYMOND J. FLORES JR. NP	9:	12:

Precinct	Voters	Trnout	Pct	1	2	3	4	5	6	7	8	9	10	11	12
TOPPENISH 2101	446	78	17.5	1	0	13	8	34	22	0					
TOPPENISH 2103	714	87	12.2	3	1	9	6	43	25	0					
TOPPENISH 2107	568	105	18.5	1	0	13	6	63	22	0					
ABSENTEE BALLOT TYPE 480	0	122	0.0	4	1	13	13	75	16	0					
==> Precinct Totals	1728	270	15.6	5	1	35	20	140	69	0					
==> Absentee Totals	0	122	0.0	4	1	13	13	75	16	0					
==> Total Votes	1728	392	22.7	9	2	48	33	215	85	0					

C O L U M N L E G E N D

1: CITY OF TOPPENISH
COUNCILMEMBER POS. NO. 7
Blank Votes

4: CITY OF TOPPENISH
COUNCILMEMBER POS. NO. 7
DAVE FOSTER NP

7: CITY OF TOPPENISH
COUNCILMEMBER POS. NO. 7
Writein Votes

10:

2: CITY OF TOPPENISH
COUNCILMEMBER POS. NO. 7
Over Votes

5: CITY OF TOPPENISH
COUNCILMEMBER POS. NO. 7
AL HUBERT NP

8:

11:

3: CITY OF TOPPENISH
COUNCILMEMBER POS. NO. 7
MARLENE M. ADAMS NP

6: CITY OF TOPPENISH
COUNCILMEMBER POS. NO. 7
W.A. "SANDER" MOSS NP

9:

12:

Precinct	Voters	Trnout	Pct	1	2	3	4	5	6	7	8	9	10	11	12
UNION GAP 2301	501	53	10.6	0	0	3	16	28	6	0					
UNION GAP 2303	545	105	19.3	0	0	12	55	35	3	0					
UNION GAP 2304	199	84	42.2	1	1	10	52	13	4	3					
UNION GAP 2305	93	33	35.5	1	1	5	11	11	3	1					
UNION GAP 2306	628	20	3.2	0	0	0	14	5	1	0					
ABSENTEE BALLOT TYPE 300	0	128	0.0	0	1	24	62	35	6	0					
==> Precinct Totals	1966	295	15.0	2	2	30	148	92	17	4					
==> Absentee Totals	0	128	0.0	0	1	24	62	35	6	0					
==> Total Votes	1966	423	21.5	2	3	54	210	127	23	4					

C O L U M N L E G E N D

1: CITY OF UNION GAP
COUNCILMEMBER POS. NO. 5
Blank Votes

4: CITY OF UNION GAP
COUNCILMEMBER POS. NO. 5
DONNA L. MILLER NP

7: CITY OF UNION GAP
COUNCILMEMBER POS. NO. 5
Writein Votes

10:

2: CITY OF UNION GAP
COUNCILMEMBER POS. NO. 5
Over Votes

5: CITY OF UNION GAP
COUNCILMEMBER POS. NO. 5
NATHAN A. KWAK NP

8:

11:

3: CITY OF UNION GAP
COUNCILMEMBER POS. NO. 5
PETE PETERSON NP

6: CITY OF UNION GAP
COUNCILMEMBER POS. NO. 5
EDWARD H. BULLION NP

9:

12:

Precinct	Voters	Trnout	Pct	1	2	3	4	5	6	7	8	9	10	11	12
YAKIMA 0101	679	20	2.9	0	0	7	2	11	0						
YAKIMA 0104	398	24	6.0	0	0	4	5	15	0						
YAKIMA 0105	131	48	36.6	0	0	5	8	34	1						
YAKIMA 0109	296	9	3.0	0	0	1	4	4	0						
YAKIMA 0120	261	2	0.8	0	0	0	0	2	0						
YAKIMA 0123	571	12	2.1	0	0	2	2	8	0						
YAKIMA 0126	806	19	2.4	0	0	6	4	9	0						
YAKIMA 0189	24	4	16.7	0	0	0	0	4	0						
ABSENTEE BALLOT TYPE 333	0	268	0.0	3	6	81	29	133	16						
==> Precinct Totals	3166	138	4.4	0	0	25	25	87	1						
==> Absentee Totals	0	268	0.0	3	6	81	29	133	16						
==> Total Votes	3166	406	12.8	3	6	106	54	220	17						

C O L U M N L E G E N D

1: CITY OF YAKIMA
COUNCILMEMBER DISTRICT 3
Blank Votes

4: CITY OF YAKIMA
COUNCILMEMBER DISTRICT 3
MICHAEL E. M. FOOTE NP

7: 10:

2: CITY OF YAKIMA
COUNCILMEMBER DISTRICT 3
Over Votes

5: CITY OF YAKIMA
COUNCILMEMBER DISTRICT 3
LYNN BUCHANAN NP

8: 11:

3: CITY OF YAKIMA
COUNCILMEMBER DISTRICT 3
DON MEIGHAN NP

6: CITY OF YAKIMA
COUNCILMEMBER DISTRICT 3
Writein Votes

9: 12:

Precinct	Voters	Trnout	Pct	1	2	3	4	5	6	7	8	9	10	11	12
YAKIMA 0110	791	25	3.2	0	0	2	8	14	1						
YAKIMA 0111	450	2	0.4	0	0	0	1	1	0						
YAKIMA 0114	747	57	7.6	0	0	8	14	35	0						
YAKIMA 0116	238	7	2.9	0	0	0	1	6	0						
YAKIMA 0133	804	37	4.6	0	1	1	10	23	2						
YAKIMA 0134	471	29	6.2	0	0	6	15	8	0						
YAKIMA 0138	616	28	4.5	1	0	4	13	10	0						
YAKIMA 0143	498	11	2.2	0	0	2	4	5	0						
YAKIMA 0146	792	28	3.5	0	2	8	8	10	0						
YAKIMA 0149	686	39	5.7	0	0	13	15	11	0						
YAKIMA 0183	595	14	2.4	0	0	7	3	4	0						
YAKIMA 0190	583	14	2.4	0	0	3	6	4	1						
ABSENTEE BALLOT TYPE 334	0	710	0.0	17	4	126	217	332	14						
==> Precinct Totals	7271	291	4.0	1	3	54	98	131	4						
==> Absentee Totals	0	710	0.0	17	4	126	217	332	14						
==> Total Votes	7271	1001	13.8	18	7	180	315	463	18						

C O L U M N L E G E N D

- | | | | |
|---|---|----|-----|
| 1: CITY OF YAKIMA
COUNCILMEMBER DISTRICT 4
Blank Votes | 4: CITY OF YAKIMA
COUNCILMEMBER DISTRICT 4
GERALD E. HENDERSON NP | 7: | 10: |
| 2: CITY OF YAKIMA
COUNCILMEMBER DISTRICT 4
Over Votes | 5: CITY OF YAKIMA
COUNCILMEMBER DISTRICT 4
JOHN KLINGELE NP | 8: | 11: |
| 3: CITY OF YAKIMA
COUNCILMEMBER DISTRICT 4
JOE SVEINSSON NP | 6: CITY OF YAKIMA
COUNCILMEMBER DISTRICT 4
Writein Votes | 9: | 12: |

Precinct	Voters	Trnout	Pct	1	2	3	4	5	6	7	8	9	10	11	12
ZILLAH 2701	667	202	30.3	5	0	30	94	73	0						
ZILLAH 2702	301	120	39.9	2	0	19	50	49	0						
ABSENTEE BALLOT TYPE 540	0	58	0.0	2	1	5	26	24	0						
==> Precinct Totals	968	322	33.3	7	0	49	144	122	0						
==> Absentee Totals	0	58	0.0	2	1	5	26	24	0						
==> Total Votes	968	380	39.3	9	1	54	170	146	0						

C O L U M N L E G E N D

- | | | | |
|--|--|----|-----|
| 1: CITY OF ZILLAH
COUNCILMEMBER POS. 3
Blank Votes | 4: CITY OF ZILLAH
COUNCILMEMBER POS. 3
CURT WALKER NP | 7: | 10: |
| 2: CITY OF ZILLAH
COUNCILMEMBER POS. 3
Over Votes | 5: CITY OF ZILLAH
COUNCILMEMBER POS. 3
CHARLES MOSZETER NP | 8: | 11: |
| 3: CITY OF ZILLAH
COUNCILMEMBER POS. 3
CHUCK PAULEY NP | 6: CITY OF ZILLAH
COUNCILMEMBER POS. 3
Writein Votes | 9: | 12: |

Precinct	Voters	Trnout	Pct	1	2	3	4	5	6	7	8	9	10	11	12
ZILLAH 2701	667	202	30.3	5	0	63	8	72	54	0					
ZILLAH 2702	301	120	39.9	3	0	48	13	33	23	0					
ABSENTEE BALLOT TYPE 540	0	58	0.0	4	0	9	16	11	18	0					
==> Precinct Totals	968	322	33.3	8	0	111	21	105	77	0					
==> Absentee Totals	0	58	0.0	4	0	9	16	11	18	0					
==> Total Votes	968	380	39.3	12	0	120	37	116	95	0					

C O L U M N L E G E N D

1: CITY OF ZILLAH
COUNCILMEMBER POS. NO. 4
Blank Votes

4: CITY OF ZILLAH
COUNCILMEMBER POS. NO. 4
ROBERT DAVIDO NP

7: CITY OF ZILLAH
COUNCILMEMBER POS. NO. 4
Writein Votes

10:

2: CITY OF ZILLAH
COUNCILMEMBER POS. NO. 4
Over Votes

5: CITY OF ZILLAH
COUNCILMEMBER POS. NO. 4
LARRY STEWART NP

8:

11:

3: CITY OF ZILLAH
COUNCILMEMBER POS. NO. 4
JANICE GONZALES NP

6: CITY OF ZILLAH
COUNCILMEMBER POS. NO. 4
DANIEL SCHLENKER NP

9:

12:

Precinct	Voters	Trnout	Pct	1	2	3	4	5	6	7	8	9	10	11	12
ZILLAH 2701	667	202	30.3	5	0	101	73	23	0						
ZILLAH 2702	301	120	39.9	2	0	63	38	17	0						
ABSENTEE BALLOT TYPE 540	0	58	0.0	3	0	30	18	7	0						
==> Precinct Totals	968	322	33.3	7	0	164	111	40	0						
==> Absentee Totals	0	58	0.0	3	0	30	18	7	0						
==> Total Votes	968	380	39.3	10	0	194	129	47	0						

C O L U M N L E G E N D

1: CITY OF ZILLAH
COUNCILMEMBER POS. NO. 5
Blank Votes

4: CITY OF ZILLAH
COUNCILMEMBER POS. NO. 5
RONALD G. CARLQUIST NP

7: 10:

2: CITY OF ZILLAH
COUNCILMEMBER POS. NO. 5
Over Votes

5: CITY OF ZILLAH
COUNCILMEMBER POS. NO. 5
HENRY MORGAN NP

8: 11:

3: CITY OF ZILLAH
COUNCILMEMBER POS. NO. 5
MARK K. HARRIS NP

6: CITY OF ZILLAH
COUNCILMEMBER POS. NO. 5
Writein Votes

9: 12:

Precinct	Voters	Trnout	Pct	1	2	3	4	5	6	7	8	9	10	11	12
TOPPENISH 2101	446	78	17.5	4	0	19	19	36	0						
TOPPENISH 2103	714	87	12.2	0	0	16	36	35	0						
TOPPENISH 2107	568	105	18.5	1	0	10	42	51	1						
BUENA 3104	458	25	5.5	0	0	8	12	5	0						
E TOPPENISH 3309	79	25	31.6	0	1	9	5	10	0						
McKINLEY 4001	163	3	1.8	0	0	0	0	3	0						
N TOPPENISH 4110	361	29	8.0	1	0	13	6	9	0						
S TOPPENISH 4616	328	19	5.8	0	1	3	6	9	0						
ABSENTEE BALLOT TYPE 480	0	122	0.0	4	1	19	34	63	1						
ABSENTEE BALLOT TYPE 482	0	74	0.0	0	1	12	26	33	2						
==> Precinct Totals	3117	371	11.9	6	2	78	126	158	1						
==> Absentee Totals	0	196	0.0	4	2	31	60	96	3						
==> Total Votes	3117	567	18.2	10	4	109	186	254	4						

C O L U M N L E G E N D

- 1: TOPPENISH S.D. NO. 202
DIRECTOR DISTRICT NO. 1
Blank Votes
- 2: TOPPENISH S.D. NO. 202
DIRECTOR DISTRICT NO. 1
Over Votes
- 3: TOPPENISH S.D. NO. 202
DIRECTOR DISTRICT NO. 1
SIMON LEE SAMPSON NP
- 4: TOPPENISH S.D. NO. 202
DIRECTOR DISTRICT NO. 1
GINNY WELLS NP
- 5: TOPPENISH S.D. NO. 202
DIRECTOR DISTRICT NO. 1
RICK SCHUTZ
- 6: TOPPENISH S.D. NO. 202
DIRECTOR DISTRICT NO. 1
Writein Votes
- 7:
- 8:
- 9:
- 10:
- 11:
- 12:

Precinct	Voters	Trnout	Pct	1	2	3	4	5	6	7	8	9	10	11	12
TOPPENISH 2101	446	78	17.5	2	0	27	27	22	0						
TOPPENISH 2103	714	87	12.2	1	0	30	37	18	1						
TOPPENISH 2107	568	105	18.5	1	0	59	32	13	0						
BUENA 3104	458	25	5.5	1	0	8	13	3	0						
E TOPPENISH 3309	79	25	31.6	0	0	8	11	6	0						
McKINLEY 4001	163	3	1.8	0	0	0	0	3	0						
N TOPPENISH 4110	361	29	8.0	1	0	11	5	12	0						
S TOPPENISH 4616	328	19	5.8	0	0	14	2	3	0						
ABSENTEE BALLOT TYPE 480	0	122	0.0	2	0	41	52	26	1						
ABSENTEE BALLOT TYPE 482	0	74	0.0	0	1	20	34	19	0						
==> Precinct Totals	3117	371	11.9	6	0	157	127	80	1						
==> Absentee Totals	0	196	0.0	2	1	61	86	45	1						
==> Total Votes	3117	567	18.2	8	1	218	213	125	2						

C O L U M N L E G E N D

- | | | | |
|--|---|----|-----|
| 1: TOPPENISH S.D. NO. 202
DIRECTOR DISTRICT NO. 4
Blank Votes | 4: TOPPENISH S.D. NO. 202
DIRECTOR DISTRICT NO. 4
ELLIS M. JOHNSON NP | 7: | 10: |
| 2: TOPPENISH S.D. NO. 202
DIRECTOR DISTRICT NO. 4
Over Votes | 5: TOPPENISH S.D. NO. 202
DIRECTOR DISTRICT NO. 4
IDA J PINKHAM-BURGESSNP | 8: | 11: |
| 3: TOPPENISH S.D. NO. 202
DIRECTOR DISTRICT NO. 4
MARY RITA ROHDE NP | 6: TOPPENISH S.D. NO. 202
DIRECTOR DISTRICT NO. 4
Writein Votes | 9: | 12: |

Precinct	Voters	Trnout	Pct	1	2	3	4	5	6	7	8	9	10	11	12
ZILLAH 2701	667	202	30.3	7	1	17	75	101	1						
ZILLAH 2702	301	120	39.9	2	0	10	48	60	0						
E ZILLAH 3311	575	47	8.2	0	0	9	6	32	0						
S ZILLAH 4622	317	15	4.7	0	0	1	4	10	0						
ABSENTEE BALLOT TYPE 540	0	58	0.0	4	0	5	23	26	0						
ABSENTEE BALLOT TYPE 542	0	63	0.0	1	0	4	25	32	1						
==> Precinct Totals	1860	384	20.6	9	1	37	133	203	1						
==> Absentee Totals	0	121	0.0	5	0	9	48	58	1						
==> Total Votes	1860	505	27.2	14	1	46	181	261	2						

C O L U M N L E G E N D

1: ZILLAH S.D. NO. 205 DIRECTOR DISTRICT NO. 3 Blank Votes	4: ZILLAH S.D. NO. 205 DIRECTOR DISTRICT NO. 3 WALLACE A. DONALDSON NP	7:	10:
2: ZILLAH S.D. NO. 205 DIRECTOR DISTRICT NO. 3 Over Votes	5: ZILLAH S.D. NO. 205 DIRECTOR DISTRICT NO. 3 JACK LORTON NP	8:	11:
3: ZILLAH S.D. NO. 205 DIRECTOR DISTRICT NO. 3 MICHAEL ESQUIVEL NP	6: ZILLAH S.D. NO. 205 DIRECTOR DISTRICT NO. 3 Writein Votes	9:	12:

Precinct	Voters	Trnout	Pct	1	2	3	4	5	6	7	8	9	10	11	12
WAPATO 2501	663	33	5.0	0	0	8	9	16	0						
WAPATO 2503	228	22	9.6	0	0	5	14	3	0						
BRADSHAW 3102	804	8	1.0	0	0	0	7	1	0						
E WAPATO 3310	257	6	2.3	0	0	1	3	2	0						
HARRAH RURAL 3701	148	6	4.1	0	0	2	3	1	0						
McKINLEY 4001	217	1	0.5	0	0	0	0	1	0						
PARKER HGTS 4401	405	15	3.7	0	1	1	6	7	0						
W PARKER 5007	17	8	47.1	1	0	3	1	3	0						
W WAPATO 5009	593	4	0.7	0	0	0	2	2	0						
ABSENTEE BALLOT TYPE 560	0	168	0.0	5	2	30	49	79	3						
==> Precinct Totals	3332	103	3.1	1	1	20	45	36	0						
==> Absentee Totals	0	168	0.0	5	2	30	49	79	3						
==> Total Votes	3332	271	8.1	6	3	50	94	115	3						

C O L U M N L E G E N D

1: WAPATO S.D. NO. 207 DIRECTOR DISTRICT NO. 2 Blank Votes	4: WAPATO S.D. NO. 207 DIRECTOR DISTRICT NO. 2 STELLA MORRISON NP	7:	10:
2: WAPATO S.D. NO. 207 DIRECTOR DISTRICT NO. 2 Over Votes	5: WAPATO S.D. NO. 207 DIRECTOR DISTRICT NO. 2 KELLY SCHIBIG NP	8:	11:
3: WAPATO S.D. NO. 207 DIRECTOR DISTRICT NO. 2 JULIAN D. PINKHAM NP	6: WAPATO S.D. NO. 207 DIRECTOR DISTRICT NO. 2 Writein Votes	9:	12:

Precinct	Voters	Trnout	Pct	1	2	3	4	5	6	7	8	9	10	11	12
BUTTERFIELD 3106	600	42	7.0	0	0	17	5	20	0						
COUNTRY CLUB 3206	761	41	5.4	0	0	20	9	12	0						
E MOXEE 3304	478	34	7.1	0	0	29	2	3	0						
MOXEE RURAL 4003	445	45	10.1	0	0	35	1	8	1						
N HOLLAND 4106	555	28	5.0	0	0	25	3	0	0						
REST HAVEN 4501	267	5	1.9	0	0	4	0	1	0						
ROZA HILL 4504	393	24	6.1	1	0	5	5	13	0						
SLAVIN 4606	442	23	5.2	0	0	2	7	14	0						
S HOLLAND 4611	263	3	1.1	0	0	2	1	0	0						
TERRACE HGTS 4802	733	31	4.2	0	0	6	11	14	0						
W MOXEE 5017	461	33	7.2	0	0	24	3	6	0						
YAKIMA RIDGE 5101	60	23	38.3	0	0	10	1	12	0						
ABSENTEE BALLOT TYPE 382	0	210	0.0	1	0	99	58	52	0						
ABSENTEE BALLOT TYPE 383	0	137	0.0	6	0	48	39	42	2						
==> Precinct Totals	5458	332	6.1	1	0	179	48	103	1						
==> Absentee Totals	0	347	0.0	7	0	147	97	94	2						
==> Total Votes	5458	679	12.4	8	0	326	145	197	3						

C O L U M N L E G E N D

- | | | | |
|---|--|----|-----|
| 1: FIRE PROTECTION DIST. 4
COMMISSIONER POS. NO. 2
Blank Votes | 4: FIRE PROTECTION DIST. 4
COMMISSIONER POS. NO. 2
RICHARD P. ROWLAND NP | 7: | 10: |
| 2: FIRE PROTECTION DIST. 4
COMMISSIONER POS. NO. 2
Over Votes | 5: FIRE PROTECTION DIST. 4
COMMISSIONER POS. NO. 2
ROYLANCE W. HILL NP | 8: | 11: |
| 3: FIRE PROTECTION DIST. 4
COMMISSIONER POS. NO. 2
LES F. RIEL NP | 6: FIRE PROTECTION DIST. 4
COMMISSIONER POS. NO. 2
Writein Votes | 9: | 12: |

Precinct	Voters	Trnout	Pct	1	2	3	4	5	6	7	8	9	10	11	12
BUTTERFIELD 3106	600	42	7.0	6	0	18	10	8	0						
COUNTRY CLUB 3206	549	29	5.3	3	0	8	14	4	0						
ROZA HILL 4504	382	0	0.0	0	0	0	0	0	0						
SLAVIN 4606	89	5	5.6	1	0	1	3	0	0						
TERRACE HGTS 4802	287	31	10.8	3	0	12	10	6	0						
ABSENTEE BALLOT TYPE 383	0	137	0.0	8	0	46	58	20	5						
==> Precinct Totals	1907	107	5.6	13	0	39	37	18	0						
==> Absentee Totals	0	137	0.0	8	0	46	58	20	5						
==> Total Votes	1907	244	12.8	21	0	85	95	38	5						

C O L U M N L E G E N D

1: TERRACE HEIGHTS SEWER
COMMISSIONER POS. NO. 3
Blank Votes

4: TERRACE HEIGHTS SEWER
COMMISSIONER POS. NO. 3
LLOYD E. KUSLER NP

7:

10:

2: TERRACE HEIGHTS SEWER
COMMISSIONER POS. NO. 3
Over Votes

5: TERRACE HEIGHTS SEWER
COMMISSIONER POS. NO. 3
ROBERT C. SWALLOW NP

8:

11:

3: TERRACE HEIGHTS SEWER
COMMISSIONER POS. NO. 3
BRITT HILL

6: TERRACE HEIGHTS SEWER
COMMISSIONER POS. NO. 3
Writein Votes

9:

12: