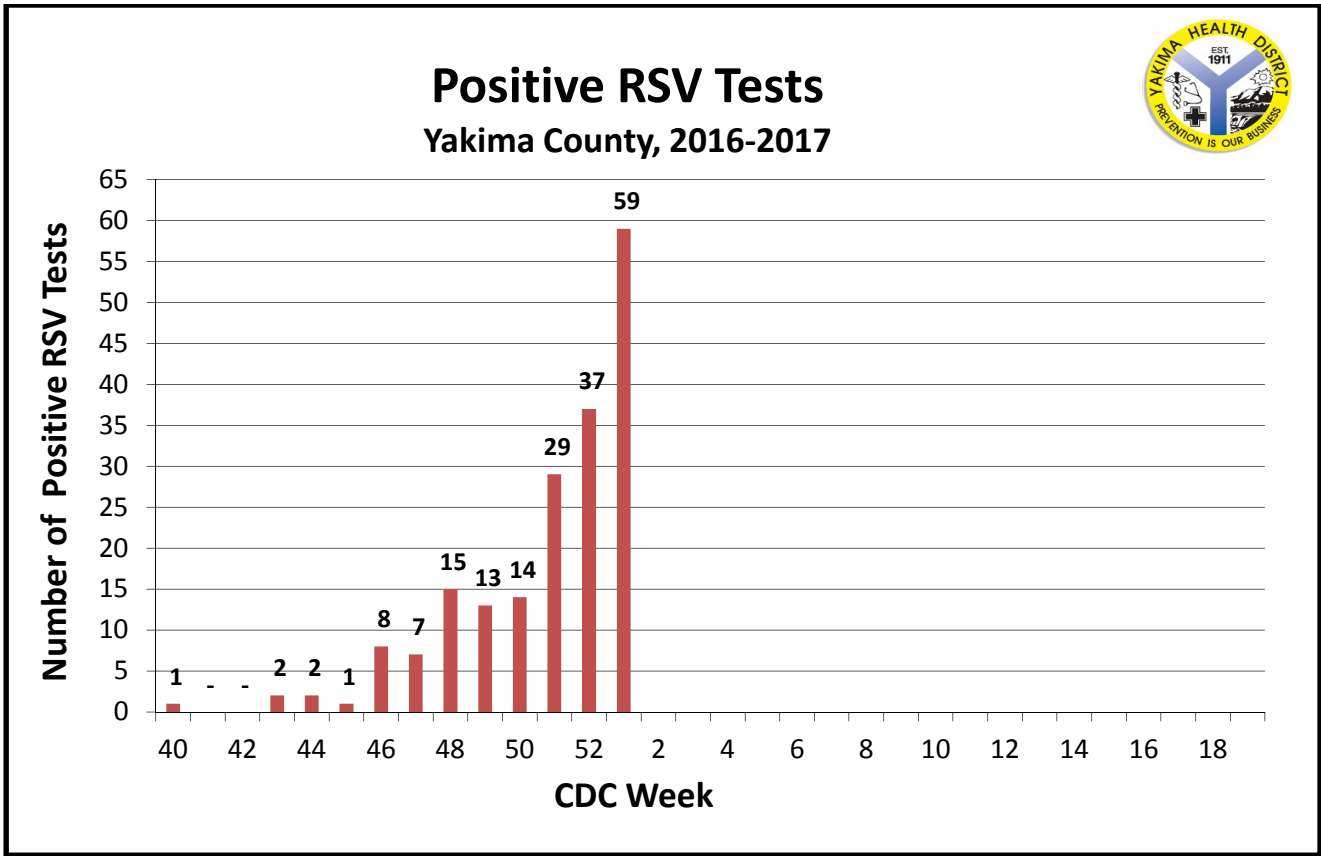


RSV/Flu Stats 2016-2017

DISCLAIMER: Data is provided mostly by Yakima Valley Memorial Hospital, Yakima Regional, Toppenish Community Hospital, and Sunnyside Community Hospital. Because we do not include private provider testing results, this may not be an accurate representation of the total number of cases in our county. It provides only a general guideline.

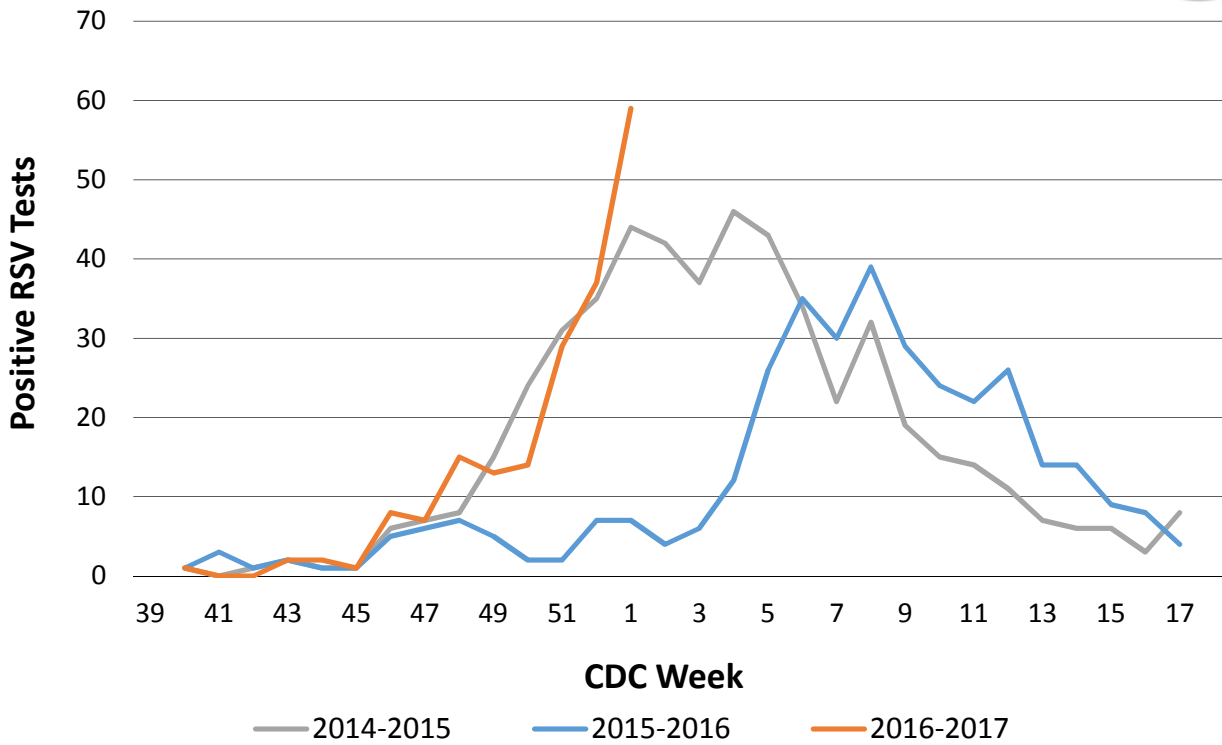
CDC Week	Start Date	End Date	RSV Tests			Rapid-Antigen Flu Tests		
			Positive	Total	% Positive	Positive	Total	% Positive
40	9/25/2016	10/1/2016	1	11	9.1%	0	22	0.0%
41	10/2/2016	10/8/2016	0	29	0.0%	0	45	0.0%
42	10/9/2016	10/15/2016	0	24	0.0%	0	48	0.0%
43	10/16/2016	10/22/2016	2	14	14.3%	0	39	0.0%
44	10/23/2016	10/29/2016	2	26	7.7%	1	48	2.1%
45*	10/30/2016	11/5/2016	1	24	4.2%	2	62	3.2%
46	11/6/2016	11/12/2016	8	43	18.6%	0	76	0.0%
47	11/13/2016	11/19/2016	7	20	35.0%	0	69	0.0%
48	11/20/2016	11/26/2016	15	40	37.5%	3	71	4.2%
49	11/27/2016	12/3/2016	13	58	22.4%	10	126	7.9%
50	12/4/2016	12/10/2016	14	50	28.0%	10	124	8.1%
51	12/11/2016	12/17/2016	29	65	44.6%	24	136	17.6%
52	12/18/2016	12/24/2016	37	75	49.3%	49	172	28.5%
1	12/25/2016	12/31/2016	59	156	37.8%	80	384	20.8%
TOTAL								
2016-2017 Season			188	635	29.6%	179	1422	12.6%

*Missing Yakima Valley Memorial Hospital stats

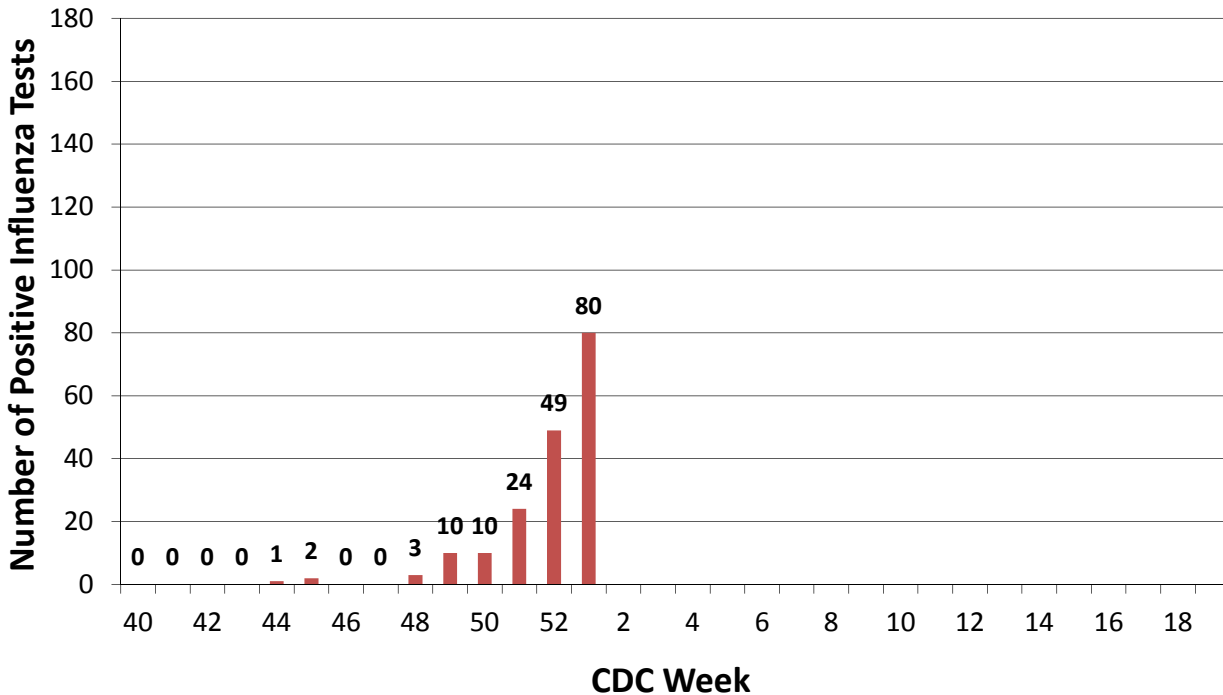




Positive RSV Tests Yakima County, 2014-2017

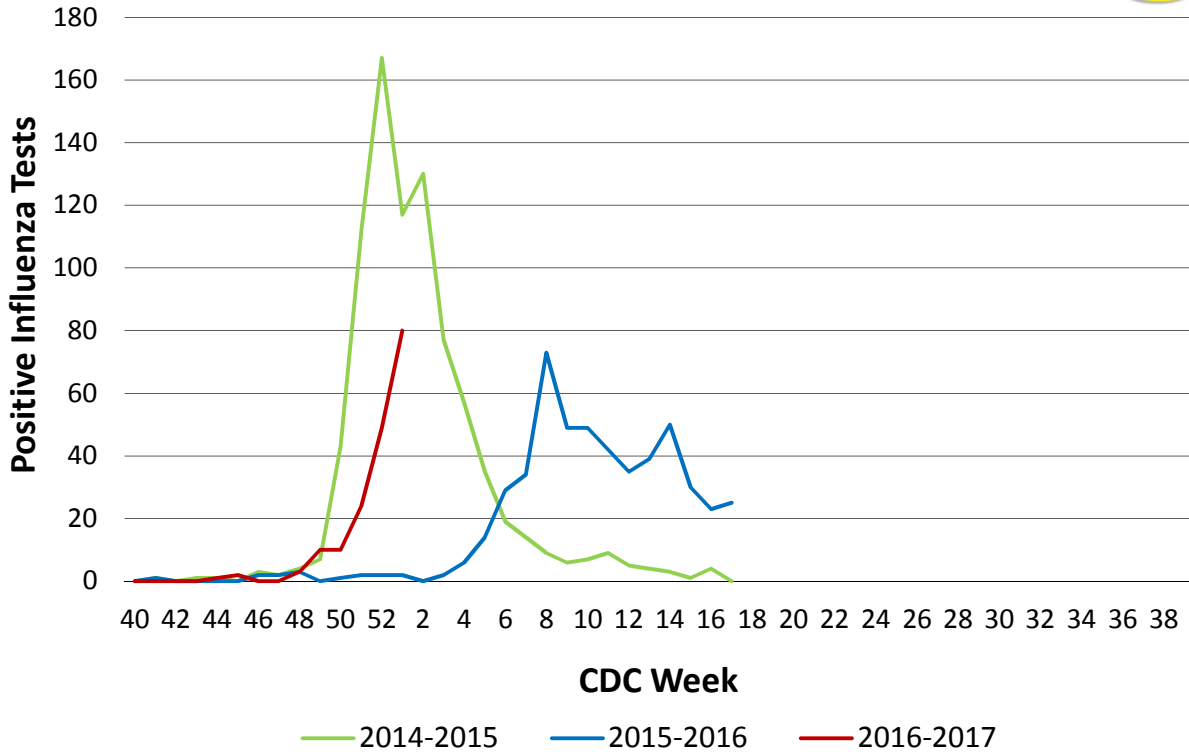


Positive Rapid-Antigen Influenza Tests Yakima County, 2016-2017



Positive Rapid-Antigen Influenza Tests

Yakima County, 2014-2017



Percent Positive Rapid-Antigen Influenza Tests by Type

Yakima County, 2016-2017

