Yakima County, Washington

2020 Final Budget

Vicki Baker, Commissioner, District #1
Ron Anderson, Commissioner, District #2
Norm Childress, Commissioner, District #3

YAKIMA COUNTY, WASHINGTON

2020 ANNUAL BUDGET

TABLE OF CONTENTS

Table of Contents i

INTRODUCTORY SECTION

Yakima County Financial Policies vii
Pay Plans
Elective Positions Pay Plan xvii
Direct Reports Pay Plan xviii
Master Pay Plan xix

GENERAL FUND

Revenue Summary 1

Revenue and Expenditure by Department
General Government Services
Department of Assessment 6
Auditor 10
Elections 13
Commissioners 16
Non-Departmental 19
Human Resources 25
Treasurer 29

Public Safety
Coroner 32
Sheriff 36

Justice Services
Assigned Counsel 55
Assigned Counsel-Expert Services 65
Attorney 69
Clerk 81
Consolidated Juvenile Services 85
District Court 95
Superior Court 104
Youth Service Center 110

Community Development
WSU Extension 119
Planning 122

Capital Outlay
Capital Outlay 127

YAKIMA COUNTY, WASHINGTON

2020 ANNUAL BUDGET

TABLE OF CONTENTS

SPECIAL REVENUE FUNDS

Revenue and Expenditure by Fund

District Court Probation 133
Municipal Courts 137
Pre-Trial 142
Narcotics Investigation 147
Special Operations 150
District Court Dispute Resolution Center 156
Family Court 159
Department of Corrections 163
Noxious Weed 176
Horticulturist 180
Criminal Justice Sales Tax 184
Parks and Recreation 203
County Road 207
Toppenish Simcoe Branch Rail Line 233
Naches Branch Rail Corridor 236
Flood Control Zone District 239
Yakima County Stormwater Utility 248
Affordable Housing Sales Tax 255
Code Enforcement 258
Record Services 263
Motel/Hotel Tax 267
WSU Extension 270
Emergency Medical Services 274
911 Communications 278
Veterans Relief 281
Human Services 286
Mental Health Sales Tax 289
Treasurer's Revolving 292
Treasurer's Investment Pool 295
REET Electronic Technology 298
Support Investment in Economic Development 301
Community Development 304
HOME 307
PILT Title III 314
Homeless Services 317

YAKIMA COUNTY, WASHINGTON

2020 ANNUAL BUDGET

TABLE OF CONTENTS

DEBT SERVICES FUNDS

Revenue and Expenditure by Fund

2014 LTGO Bond Redemption 329
2008 GO Bond Redemption 328
2008B GO Bond Redemption 330
2009 GO Bond Redemption 332
2010A GO Bond Redemption 334
2010B GO Bond Redemption 336

CAPITAL PROJECTS FUNDS

Revenue and Expenditure by Fund

General Capital Projects 342
Fairgrounds Capital Projects 344
Public Works Capital Projects 346
2019 Capital Projects 349
Ascend Royalties Capital Projects 351
Real Estate Excise Capital Projects 353

ENTERPRISE FUNDS

Revenue and Expenditure by Fund

Solid Waste 357
Utilities 367
Buena Water 369
Gibson Water System 372
Utility Review 375
Buena Sewer 377
Star Crest Water System 380
Terrace Heights Water 383
Gala Estates Water 387
Wysacre Water System 390
Meadowbrook Water System 393
Wendt Road Water System 396
Kodiak Water 399
Fairway Estates Water 402
Mountain Shadows Sewer 405
Huntzinger Water 409
Heysman Water 411
Crewport Water 414

YAKIMA COUNTY, WASHINGTON
2020 ANNUAL BUDGET
TABLE OF CONTENTS

ENTERPRISE FUNDS (cont.)

Revenue and Expenditure by Fund

Ray Symmonds Water System 417
Stein Water System 420
North Bon Air Water System 423
Nagler Water System 426
Buchanan Water 429
Beckonridge Water 432
Speyers Water 435
Bittner Water 438
Norman Water 441
Raptor Water 444
Oliver Water 447
Horizon Water 450
Pleasant Hill Water 453
Oster Estates Water 456
Water Resources 459
Building & Fire Safety 462

INTERNAL SERVICE FUNDS

Revenue and Expenditure by Fund

Geographic Information Service 475
Technology Services 479
Purchasing 494
Unemployment Compensation Trust 497
Employee Flexible Spending 501
Employee Benefit 504
Worker's Compensation 508
LEOFF Benefit 512
Liability Insurance 516
Department of Security 520
Financial Services 524
Facilities Services 527
Equipment Rental and Revolving 545

Yakima County Financial Policies

The Board of County Commissioners has the statutory authority, responsibility and obligation to manage County finances in a manner that will foster a broad spectrum of services to benefit the community of the County.

The financial health and welfare of Yakima County is highly dependent upon establishing and maintaining sound, financial-planning objectives and strategies of implementation. These financial management policies assist the decision-making process of the Board of County Commissioners while operating independently of changing service and financial circumstances and conditions. The implementation of wise fiscal policies enables County officials to protect the public interest and ensure public trust and confidence.

Financial Goals

Yakima County's financial policies shall address the following fiscal goals:

- Ensure the County maintains a financial base sufficient to provide a consistent level of County services.
- Maintain sound financial practices that meet all applicable standards and direct the County's financial resources towards balancing the County's eight priorities.
- Keep the County in a fiscally sound position in both the long and short term.
- Maintain sufficient financial liquidity to meet normal operating and contingent obligations.
- Maintain and preserve existing infrastructure and capital assets.
- Guide the Board in management and policy decisions that have significant financial impact.
- Provide a mechanism to regularly review programs and operational methods to improve productivity and eliminate duplication of functions.
- Promote cooperation and coordination with other governmental entities and the private sector in delivery of services.
- Ensure the County is able to remain financially stable independent of local and regional economic variations and adjust to changes in the service requirements of the community.
- Set forth operating principles that minimize the cost of government and financial risks.
- Promote sound financial management by providing accurate and timely information on the County's financial condition.
- Ensure the legal use of financial resources through effective systems of internal controls.

I. Priorities of Government Budget Model

The critical budgeting questions we hold ourselves accountable to are:

- What are the ***community needs*** expected from government and defined by our constituents?
- What are the ***priorities*** for County expenditures which will achieve those community needs?
- What are the ***functions*** (strategies and activities) we can implement and/or strengthen to most effectively achieve these priorities?
- What are the key budget ***policies*** necessary to effectively guide defined functions?

Definitions

Community Needs: A process by which county government formulates their leadership understandings of community needs. The process occurs through daily business activities and assessments, community hearings, and other interactions with our community. A preliminary budget is formed based upon those defined needs. The budget process embraces those needs by bringing together all elected officials to collectively embrace funding priorities.

Priorities: Major community-needed services are granted, mandated, or requested by Federal/State and/or Community. These community priorities can be partnerships or solely provided services by County government where the greatest efficiencies or effectiveness can be gained. These priorities go through an on-going review implemented through the resource allocation process.

- **Economic Development** – Efforts that seek to improve the economic well-being of our community by creating and/or retaining jobs and supporting or growing incomes and the tax base. Support for the Yakima County Development Association would be an example.

- **Governmental Services** – Indirect County services provided by government that support the internal functions of government. This support may be in the form of providing basic support services such as accounting services or human resources. Support may also take the shape of providing resources for the operation of the government through property assessment and collection.

- **Health and Human Services** – Efforts to improve the physical and mental well-being of the citizens of our community using preventative measures. Operational support of the Yakima County Health District would be an example.

- **Justice** – The ability to provide effective and timely resolution to legal matters while assuring dignified and fair treatment to all participants that meet Federal, State and local laws. The Superior, District and Juvenile Courts are examples.

- **Law** – The ability to provide effective and timely prosecution and defense of legal matters while assuring dignified and fair treatment to all participants. The Prosecuting Attorney, Public Defender and Clerk's Office are examples.

- **Public Safety** - The protection of the general population from all manner of significant danger, injury, damage or harm as may occur during a criminal act or natural disaster, and the prevention of the same. This protection is typically provided by the Sheriff's Department, Department of Security, and the Department of Corrections.

- **Public Services** – Direct services that are provided by government to its citizens that the private sector does not provide for or provides limited service. Examples include elections, document recording, planning, etc.

- **Quality of Life** – Efforts to improve the well-being of the community by providing services through cultural and recreational opportunities. Parks, pathways and investments in service organizations would be examples of quality of life programs.

Major Functions: (see example below) A subset of County priorities is distinguished by essential and specialized services necessary to achieve a County priority. To be a major function it must meet the following criteria:

- The community cannot effectively or efficiently provide this function without County government participation.
- County government must have adequate operational resources (financial/physical/human) to provide this major function.
- This function must clearly meet distinct needs of a community priority.

Minor Functions: (see example below) A group of related programs that fulfill major functions. To be a minor function, it must meet the following criteria:

- Minor functions are distinct components of a major function necessary to be fulfilled.
- A minor function requires operating resources such as financial, physical or human resources to complete a major function.

Tasks: Work or job activities that have distinct and describable elements to fulfill minor functions.

Example:

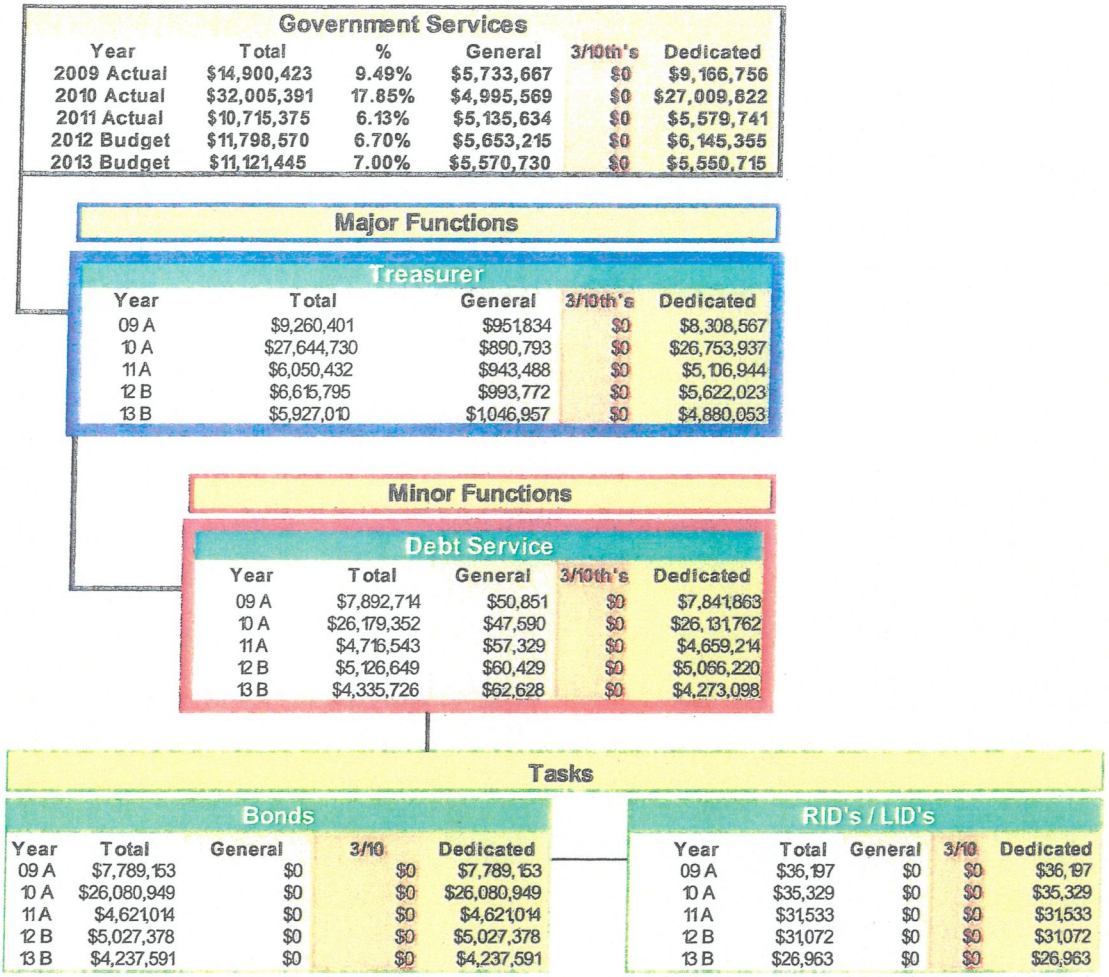

Government Services

Year	Total	%	General	3/10th's	Dedicated
2009 Actual	$14,900,423	9.49%	$5,733,667	$0	$9,166,756
2010 Actual	$32,005,391	17.85%	$4,995,569	$0	$27,009,822
2011 Actual	$10,715,375	6.13%	$5,135,634	$0	$5,579,741
2012 Budget	$11,798,570	6.70%	$5,653,215	$0	$6,145,355
2013 Budget	$11,121,445	7.00%	$5,570,730	$0	$5,550,715

Major Functions

Treasurer

Year	Total	General	3/10th's	Dedicated
09 A	$9,260,401	$951,834	$0	$8,308,567
10 A	$27,644,730	$890,793	$0	$26,753,937
11 A	$6,050,432	$943,488	$0	$5,106,944
12 B	$6,615,795	$993,772	$0	$5,622,023
13 B	$5,927,010	$1,046,957	$0	$4,880,053

Minor Functions

Debt Service

Year	Total	General	3/10th's	Dedicated
09 A	$7,892,714	$50,851	$0	$7,841,863
10 A	$26,179,352	$47,590	$0	$26,131,762
11 A	$4,716,543	$57,329	$0	$4,659,214
12 B	$5,126,649	$60,429	$0	$5,066,220
13 B	$4,335,726	$62,628	$0	$4,273,098

Tasks

Bonds

Year	Total	General	3/10	Dedicated
09 A	$7,789,153	$0	$0	$7,789,153
10 A	$26,080,949	$0	$0	$26,080,949
11 A	$4,621,014	$0	$0	$4,621,014
12 B	$5,027,378	$0	$0	$5,027,378
13 B	$4,237,591	$0	$0	$4,237,591

RID's / LID's

Year	Total	General	3/10	Dedicated
09 A	$36,197	$0	$0	$36,197
10 A	$35,329	$0	$0	$35,329
11 A	$31,533	$0	$0	$31,533
12 B	$31,072	$0	$0	$31,072
13 B	$26,963	$0	$0	$26,963

II. Budget Policy

Objective

The County budget is the central financial planning document that encompasses all operating revenue and expenditure decisions. It establishes the level of funding to be provided to each department within the restrictions of anticipated County revenues. Budgetary controls have been implemented so that expenditures may not exceed appropriations. The Board of County Commissioners encourages elected officials and managers to budget and spend prudently.

Budget Classifications

The expenditure budget is classified into five major categories as defined by the Washington State Auditor's Budgeting, Accounting, and Reporting System (BARS) as follows:

- Salary/Benefits – Includes salary costs, overtime, extra help, benefits and year end leave accruals (objects 10 and 20 in BARS).

- Supplies – Includes supplies, fuel consumed, and small tools and minor equipment (object 30 in BARS).

- Other Services and Charges – Includes professional services, communication, travel, advertising, operating rentals and leases, insurance, utilities, repairs and maintenance, intergovernmental services and other miscellaneous costs (objects 40 and 50 in BARS).

- Capital Expenditures – Capital expenditures include one-time improvements such as software upgrades, equipment, furniture and limited term projects not funded as an ongoing portion of the annual operations budget. (object 60 in BARS)

- Debt Service - Principal and interest payments related to bonds, loans or other debt. (objects 70 and 80 in BARS)

Allocated budgets to salaries and benefits cannot be used to pay for costs in the other major categories described above. Other major category budgets may pay for costs in salaries and benefits. Departments must request from the County Commissioners the use of excess salary and benefit budgets for non-labor purposes.

Scope of the Budget

The annual budget will be adopted in accordance with the provisions of the Revised Code of Washington (RCW), as interpreted by the Budgeting, Accounting, and Reporting System (BARS) of the State of Washington, and on a basis consistent with Generally Accepted Accounting Principles (GAAP). Annual appropriated budgets are adopted at the level of the fund, except in the General Fund, where expenditures may not exceed appropriations at the department level and the budgets constitute the legal authority for expenditures at that level. Appropriations lapse at year-end.

Operating Budget Control

The County will maintain a budgetary control system to ensure compliance with the budget. The County will provide access to the County Financial Management System (FMS) for departments to prepare status reports comparing actual revenues and expenditure to budgeted amounts.

The Board of County Commissioners, County Treasurer, County Auditor and the Financials Services Director will meet quarterly to review the County's budget and financial condition by

reviewing revenue and expense projections with the actual activities of the period. Financial policies will be reviewed for changes or the need to add new policy where necessary.

Amending the Budget

The Financial Services Director is authorized to transfer budgeted amounts between object classifications within departments or funds. However, the Board of County Commissioners must approve any revisions that alter the total expenditures of a fund or department of the General Fund. Once a public hearing has been held, the Board will approve increases or decreases to department or fund appropriations by resolution. All budget amendments must be adopted by resolution no later than December 31st of the budget year being amended.

III. General Fund Financial Policies

A. General Fund Reserve Policy

Objectives

Adequate reserve levels are a necessary component of the County's overall financial management strategy and a key factor in external agencies' measurement of the County's financial strength. The Board of County Commissioners will determine the level of reserves it deems necessary, essential and fiscally prudent as well as the level of reserves required by law, ordinance and/or bond covenants to ensure service levels, sufficient cash flow, financial stability, and protection against economic downturns and emergencies. Prudent use of reserve funds enables the County to address future hidden or unanticipated costs, changing revenue levels, take advantage of matching grant funds and to exercise flexible financial planning.

The General Fund Reserve Policy provides parameters to enhance Yakima County's ability to meet its financial obligations. The General Fund reserve must be fully funded, as defined by policy. When the reserve policy funding requirements are met, as determined by the Board of County Commissioners, the remaining budgetary impacts, whether positive or negative, will be distributed according to the funding priorities of Yakima County.

Reserve Classifications

The General Fund reserves are classified in compliance with the Governmental Accounting Standards Board (GASB) to identify specific purposes for which these reserves have been established:

1. **Non-Spendable:** Reserves that cannot be spent because of their form as they are not liquid (not in spendable form such as inventories, prepaid items, etc), or they are legally or contractually earmarked for a specific use. Examples include petty cash and imprest funds.

2. **Restricted:** Reserves that include amounts constrained to specific purposes by the provider, either externally imposed or mandated by law. Examples include funds collected for a specific purpose in State statute or fees that are collected that have a required use.

3. **Committed:** Reserves that carry self-imposed limitations that can only be used for certain purposes by a formal action imposed by the Board of County Commissioners. Examples include:

    a. Computer Equipment Replacement Reserves: these funds are dedicated to fund the replacement of computer equipment and printers within each department of the General Fund. Use of these funds requires the removal of a like equipment item from a department's inventory.

    b. Extraordinary Criminal Justice Reserves: these funds are dedicated to support extraordinary criminal justice costs due to certain cases or levels of activity related to criminal justice.

    c. Elections Reserves: these funds are dedicated to support the transition from election cycles where the State of Washington reimburses the County for their election costs in odd numbered years and do not reimburse the County in even numbered years. This reserve stabilizes the net cost of elections from year to year.

    d. Contingency Reserves: these funds are dedicated and their use defined by the General Fund Contingency Reserve Policy. This reserve may fluctuate by month and year.

    e. Prior Year Unspent Appropriations: these funds are dedicated to account for the timing differences that occur between fiscal years where funds may not be spent in a prior year but will be spent in the next fiscal year.

4. **Assigned:** Reserves that are spendable or available for appropriation, but have been earmarked for some specific purpose by the Board of County Commissioners but are neither restricted nor committed. Examples include match requirements for certain identified grants.

5. **Unassigned:** Also known as "Cash Flow" reserves, these reserves are available for any legal purpose, generally available to finance operating expenditures. Unassigned reserves must be used to achieve the minimum reserve levels as determined by the Board of County Commissioners. They may only be used as determined by the Board of County Commissioners for one-time funding needs and cannot be used for annually re-occurring funding expenses (e.g. wage and benefit increases).

Minimum Reserves

In order for the County to be in a fiscally responsible position, the Board of County Commissioners will establish and maintain a minimum General Fund Unassigned Reserve level of 11% which the Board believes is fiscally necessary, essential and prudent. However, depending on the Board of County Commissioners' assessment of the County's fiscal situation, the Board may choose to adjust

the levels up or down by future resolution action. This budgetary minimum reserve level is essential to protect cash flow and other stated reserve objectives in offsetting significant financial revenue fluctuations.

In the event the minimum reserve level as determined by the Board of County Commissioners is exceeded, these additional funds will be deemed as surplus reserves and may be designated for any County General Fund purpose as deemed appropriate by the Board of County Commissioners.

Replenishing of Minimum Reserves

The Board of County Commissioners shall determine the necessary budgetary actions through prudent management of revenue, expenditures, and/or contributions from the annual General Fund budget to keep the minimum level of reserves at the appropriate level. If, at any time, the level of minimum reserves is projected to drop below the adopted reserve levels, the Board of County Commissioners will institute budgetary actions necessary to bring these minimum reserves up to the established level of reserves within the following two (2) subsequent annual budget cycles.

B. General Fund Resource Allocation Policy

Objectives

Upon completion of the preliminary annual General Fund budget allocation review process, the Board of County Commissioners will exercise its final budgetary authority to allocate all revenues (gains or losses) within the eight funding priorities.

The Board of County Commissioners will strive to not reduce, in real aggregate dollars, any funding priority when there is total General Fund general revenue growth. Cost increases will not serve as a basis for additional and/or supplemental appropriations by the Board of County Commissioners out of the General Fund.

Background

Revenue allocations are based upon the needs of a changing community as well as the modifications in funding levels. Many revenue resources are allocated for specific purposes, as defined, and may not be used outside of those defined purposes.

Annual General Fund Revenues

Each year, the Board of County Commissioners, Financial Services Director, elected officials and department heads jointly work towards an "estimate" of anticipated revenues for the following year's annual General Fund budget. This "estimate" creates a baseline point of reference for the budget process. It is clearly understood by the Board of County Commissioners, Financial Services

Director, elected officials and department heads that this is only an "estimate". Therefore, the Board of County Commissioners must evaluate fiscally responsible levels of reserves to reasonably address unanticipated funding shortfalls, expense overruns, cash flow fluctuations and/or any other similar issues.

Accordingly the General Fund Reserve Policy provides parameters to enhance Yakima County's ability to meet its financial obligations. The General Fund reserve must be fully funded, as defined by policy. When the reserve policy funding requirements are met, as determined by the Board of County Commissioners, the remaining budgetary impacts, whether positive or negative, will be distributed according to the funding priorities of Yakima County.

C. General Fund Outside Revenue Policy

Objectives

The General Fund receives General Dedicated revenues that are projected by elected officials/department heads of the General Fund. It is the responsibility of the elected officials/department heads that receive General Dedicated Revenues to properly budget and project these revenues so as not to create a liability for the General Fund.

Revenue Descriptions

The spending priorities of the General Fund are funded through the collection of taxes, fines, fees, charges for services and other miscellaneous revenues that are standard across county government in the State of Washington. These ***General revenues*** support the backbone of County services to the community. During the development of the annual General Fund budget, Commissioners allocate the projected general revenues across the priorities of the community using the Resource Allocation Policy.

The General Fund also receives funding streams that must be used for a specific purpose defined by contract or agreement. These ***General Dedicated revenues*** often come from the Federal Government, the State of Washington, other local governments or from private organizations. These General Dedicated revenues are allocated to the departments responsible for the execution of the contract terms. These resources are in addition to the General revenues allocated to the department.

General Dedicated Revenues

During the budget year, General Dedicated revenues may increase or decrease due to varying factors. If those respective funded expenses exceed their General Dedicated revenues, the department must cover the over-expenditures from that year's General revenue or their next year allocation.

If General Dedicated revenues increase in any given year, it is the responsibility of the elected official/department head to request a budget amendment through the County Financial Services Director. Budget amendments must be complete before the end of the current calendar year.

It is the responsibility of the elected official/department head that receives an outside revenue allocation to meet all requirements of the contract or agreement as to not create liability for the County or jeopardize future funding opportunities.

D. General Fund Contingency Reserve Policy

Objectives

The Board of County Commissioners strives to allocate all available resources of the General Fund during the annual budgeting process. Entities of the General Fund are encouraged by the Board to maximize their annual budget allocations to provide services to the community. However, portions of an entity's annual budget must often be held in reserve due to the potential for unanticipated over-expenditures before the end of the fiscal year budget. Therefore, the Board will allocate a percentage of the annual budget to be set aside as a contingency for these unanticipated over-expenditures. This will support the entities of the General Fund to fully utilize their annual budget allocations.

Contingency

The Contingency Reserve category may be annually funded to a maximum 1% of the respective entity's total allocated resources, including the annual resource allocation from the 3/10th's Sales Tax Fund up to an accrued maximum of 5%. Accrued contingency beyond 5% may be subject to budget allocation adjustments by the Board of County Commissioners.

All uses of Contingency Reserves require a budget amendment.

DONE this 13th day of December, 2016.

Michael D. Leita, Chairman

Kevin J. Bouchey, Commissioner

J. Rand Elliott, Commissioner

Constituting the Board of County Commissioners for Yakima County, Washington

SEAL OF THE BOARD OF YAKIMA COUNTY COMMISSIONERS STATE OF WASHINGTON

Attest: Linda Kay O'Hara
Deputy Clerk of the Board

YAKIMA COUNTY
ELECTIVE POSITION PAY PLAN
EFFECTIVE JANUARY 1, 2020

POSITION			MONTHLY SALARY
Assessor			8,664.00
Auditor			8,664.00
Clerk			8,664.00
Commissioners, District 1, 2 & 3			8,661.00
Coroner			8,664.00
District Court Judges			13,692.75
Prosecuting Attorney	**	*7,190.46*	14,380.92
Sheriff			10,046.00
Superior Court Judges	*	*7,190.46*	14,380.92
Treasurer			8,664.00

**Half of salary paid by Yakima County, half by State of Washington*
***Full salary paid by Yakima County and half billed to State of Washington*

YAKIMA COUNTY
DIRECT REPORTS PAY PLAN
EFFECTIVE JANUARY 1, 2020

POSITION	MONTHLY SALARY
Department of Corrections Director	12,769.00
Department of Assigned Counsel Director	11,454.00
Human Resources Director	10,944.00
Budget Director	10,909.00
Technology Services Director	10,506.00
Public Services Director	10,000.00
Facilities Director	9,167.00
Court Administrator	8,552.00
Clerk of the Board	4,167.00

YAKIMA COUNTY MASTER PAY PLAN

Monthly Salary

Effective January 1, 2020

Range Number	Classification	7.50 Hour Day	8.00 Hour Day
A-1-1	Maintenance Worker, Office Assistant	2,126.00 - 2,968.00	2,267.00 - 3,166.00
A-1-2	Office Technician	2,304.00 - 3,182.00	2,458.00 - 3,395.00
A-1-3	Cadastral Technician, Financial Technician, Office Support Technician, Maintenance Technician	2,484.00 - 3,182.00	2,650.00 - 3,624.00
A-1-3P	Court Reporter*	3,398.00	4,378.00 - 5,718.00
B-2-1	Financial Specialist, Maintenance Specialist, Office Specialist, GIS Tech	2,721.00 - 3,674.00	2,902.00 - 3,919.00
B-2-2	Juvenile Corrections Officer, Engineering Technician, Office Coordinator, Program Specialist	2,956.00 - 3,951.00	3,153.00 - 4,215.00
B-2-3	Appraiser, Computer Support Technician, Facilities Maintenance Technician, Mechanic, Program Representative, Road Maintenance Technician, Law Enforcement Dispatcher, Utility Maintenance Technician I	3,193.00 - 4,229.00	3,406.00 - 4,511.00
B-2-3P	Certified Court Interpreter*		4,375.00 - 6,101.00
B-2-4 / B-3-1	Case Manager, Commercial Appraiser, Engineering Technical Specialist, Heavy Equipment Operator, Senior Program Representative, Utility Maintenance Technician II, Facilities Maintenance Specialist	3,610.00 - 4,574.00	3,851.00 - 4,879.00
B-2-5 / B-3-2	Building Inspector, Law Enforcement Dispatch Supervisor, Detention Supervisor, Office Supervisor, Lead Appraiser, Lead Road Maintenance Technician, Maintenance Supervisor, Paralegal, Senior Engineering Technician, System Support Specialist	3,987.00 - 4,991.00	4,253.00 - 5,324.00

*Market Premium

YAKIMA COUNTY MASTER PAY PLAN

Monthly Salary

Effective January 1, 2020

Range Number	Classification	7.50 Hour Day	8.00 Hour Day
C-4-1	Accountant, Community Programs Nurse, Engineer, Investigator, Planner, Probation Officer, Program	4,167.00 - 5,492.00	4,444.00 - 5,858.00
C-4-1P	Systems Prog Premium		5,197.00 7,028.00
C-4-2	Program Analyst, Senior Planner, Senior Program Coordinator, Plans	4,412.00 - 5,777.00	4,706.00 - 6,163.00
C-4-3	Natural Resources Specialist, Road Maintenance Supervisor, Project Planner, Technology Administrator, Senior Program Analyst, Senior Accountant	4,654.00 - 6,066.00	4,965.00 - 6,471.00
C-4-4 / C-5-1	Administrative Supervisor, Project Engineer, Senior Project Planner, Planning Supervisor		5,295.00 - 6,863.00
C-4-5 /	Senior Engineer, Manager, Senior Natural Resource Specialist		5,879.00 - 7,766.00
D-6-1	Senior Manager D61		6,062.00 - 7,990.00
D-6-2	Sr. Manager, Appointed Assistant D62		6,479.00 - 8,506.00
D-6-3	Senior Manager D63		6,890.00 - 9,009.00
D-6-4 / D-7-1	Senior Manager D64		7,325.00 - 9,545.00
D-7-2	Senior Manager D72		7,544.00 9,831.00
E-8-1	Director E81		7,817.00 - 10,151.00
E-8-2	Senior Director E82		8,336.00 - 10,786.00

Department	Classification	8.00 Hour Day
Security	Officer	3,851.00 - 4,879.00
	Sergeant	4,253.00 - 5,324.00
Corrections	Corrections Officer	4,039.00 - 5,298.00
	Corrections Corporal	4,897.00 - 5,540.00
	Corrections Sergeant	5,600.00 - 6,420.00
	Lieutenant	6,812.00 - 8,134.00
	Manager	8,230.00 - 9,567.00
Sheriff	Deputy Sheriff	4,714.00 - 6,568.00
	Deputy Sergeant	7,349.00 - 7,713.00
	Lieutenant	8,961.00
	Chief	9,810.00

*Market Premium

2020 Final Budget
Revenue
As of November 30, 2019

		2017 Actual	2018 Actual	2019 Current	2019 Budget	2020 Budget
General Fund						
REVENUES						
Bas 30820	Beg Fund Bal - Nonspendable				69,435	59,435
Bas 30830	Beg Fund Bal - Restricted				415,817	462,779
Bas 30840	Beg Fund Bal - Committed				1,920,807	2,324,358
Bas 30890	Beg Fund Bal - Unassigned				10,734,506	8,728,278
Bas 31110	Real and Personal Property	26,846,256	27,300,557	27,833,646	28,140,000	28,700,000
Bas 31130	Sale of Tax Title Property	300		530	500	500
Bas 31311	Local Retail Sales & Use Tax	11,619,195	12,513,699	10,789,490	13,100,000	13,550,000
Bas 31371	Local Sales Tax-Criminal Just	1,649,404	1,784,760	1,527,692	1,850,000	1,915,000
Bas 31681	Punch Boards & Pull Tabs	17,992	20,659	11,124	20,000	20,000
Bas 31684	Card Games	52,934				
Bas 31720	Leasehold Excise Tax	49,309	43,731	28,160	53,000	49,000
Bas 31743	Forest Excise Tax	3,552	41,135	40,988	20,000	20,000
Bas 32130	Police & Protectives	4,755	4,320	460		
Bas 32170	Amusements	2,000	4,000	2,000	4,000	4,000
Bas 32191	Franchise Fees	326,238	330,596	247,806	330,000	330,000
Bas 32220	Marriage Licenses	13,799	13,851	12,027	14,000	14,500
Bas 32230	Animal Licenses	28,767	16,797	5,618	22,700	10,000
Bas 32290	Other Non-Business Lic/Permits	51,086	61,078	46,069	42,000	42,000
Bas 33116	US Dept of Justice		10,515		10,754	
Bas 33210	Federal Forest Yield	15,036	42,605	12,740	15,000	15,000
Bas 33215	Federal Payment In-Lieu Taxes	745,437	1,336,291	848,967	832,200	872,200
Bas 33310	Nutrition-USDA	51,211	46,921	39,207	51,000	51,000
Bas 33316	US Dept of Justice	209,589	443,568	243,326	343,867	261,697
Bas 33320	US DOT	7,534	6,939	1,516	5,000	5,000
Bas 33396	Indirect Federal Grant	1,413,273	1,449,393	1,044,456	1,717,243	1,762,602
Bas 33399	Indirect Federal Grants	78,750	74,347	53,998	80,000	80,000
Bas 33400	State Grants-Administration	83,488	126,387	94,185	88,011	110,198
Bas 33401	St Grant - Law Enforcement	315,511	306,129	194,895	247,244	244,813
Bas 33403	State Grants	295,172	67,964	92,379	250,075	130,000
Bas 33404	State Grants	2,221,485	2,236,901	1,607,931	2,072,719	2,097,631
Bas 33500	State Shared Revenues	300,648	273,003	213,843	275,000	225,000
Bas 33601	Judges Task Force (5454)	142,088	90,002	376,975	117,063	663,664
Bas 33602	Payment In-Lieu of Taxes	17,304	32,321	24,914	35,200	33,150
Bas 33606	In Lieu of Txs/Ent/Impact Pmts	2,176,474	2,265,831	1,746,614	2,348,000	2,445,078
Bas 34121	Auditors Filings & Recordings	317,110	322,658	313,676	304,300	300,300
Bas 34122	District/Municipal Crt Filings	143,947	160,230	145,963	156,500	159,500
Bas 34123	Civil/Probate & Domest Filings	270,545	295,043	250,571	295,346	293,032
Bas 34128	Dist/Munic Other Court Filings	122,938	128,216	121,394	118,800	119,200
Bas 34129	Superior Court Other Filings	46,572	46,756	51,367	45,850	50,866
Bas 34132	Dist Crt Records Services	217	365	339	200	200
Bas 34133	District/Munic Crt-Admin Fees	65,636	64,365	63,662	67,300	67,200
Bas 34134	Superior Court Record Services	174,677	199,345	184,552	192,700	228,532
Bas 34135	Other Statutory Cert/Copy Fees	16,301	17,035	16,240	16,000	16,000
Bas 34137	Sup Crt-Administrative Fees	2,376	2,932	1,653	3,250	1,168
Bas 34138	Records Search	8	48		100	100
Bas 34141	Assessors Fees	7,146	6,883	7,327	4,500	4,600
Bas 34142	Treasurers Fees	352,562	354,626	354,289	374,150	347,450

2020 Final Budget
Revenue
As of November 30, 2019

		2017 Actual	2018 Actual	2019 Current	2019 Budget	2020 Budget
General Fund						
REVENUES						
Bas 34143	Budgeting and Accounting Serv	29,074	31,141	31,833	32,200	32,200
Bas 34144	Audit and Consulting Services	1,433,977	1,621,467	1,454,115	1,664,784	1,708,270
Bas 34145	Election Services	763,713	411,066	60,696	764,000	699,544
Bas 34148	Motor Vehicle License Fees	1,326,606	1,352,820	1,399,481	1,320,000	1,435,000
Bas 34149	Court Services	267,589	274,915	247,060	285,800	273,356
Bas 34162	Municipal-District	19,851	4,642	4,246	4,500	4,200
Bas 34165	Sup Crt-Word Proc & Trans Fees	38,730	32,979	38,326	25,500	46,630
Bas 34169	Word Proc, Print & Duplicating	47			100	
Bas 34171	Sales of Taxable Merchandise		20		20	
Bas 34175	Sales Nontaxable Merchandise	780	836	543	850	850
Bas 34181	Data/Word Processing Services	78,016	70,574	55,309	73,700	61,319
Bas 34191	Election Candidate Filing Fees	1,768	33,567	299	1,700	33,000
Bas 34195	Legal Services	248,680	250,215	8,637	254,832	19,900
Bas 34196	Personnel Services	1,620	1,460	540	1,600	800
Bas 34198	County Crime Victim & Witness	129,440	147,260	260,412	205,000	184,112
Bas 34199	Passport & Naturalization Fees	115,070	126,580	117,480	74,500	72,500
Bas 34210	Law Enforcement-Fees	1,172,427	1,308,869	1,074,498	1,327,425	1,378,271
Bas 34230	Charges for Detention/Cor Serv	18,475	9,350	4,310	16,000	9,000
Bas 34233	Adult Probation Service Charge	17,842	16,996	18,731	16,580	15,014
Bas 34236	House/Monitoring of Prisoners	69,702	53,011	44,435	44,600	36,200
Bas 34238	Pre-Conviction Supervision	45,927	44,705	35,064	50,000	41,000
Bas 34270	Juvenile Service Fees	90,849	135,662	114,518	77,755	87,070
Bas 34280	Dispatch Communication	116,790	114,904	85,124	120,319	120,718
Bas 34522	Nuisance/Pest Control Services	572	648	566	648	648
Bas 34523	Animal Control Shelter	250		150		
Bas 34529	Other Environment Services	61,418	42,781	28,768	54,384	53,318
Bas 34581	Zoning & Subdivision Fees	266,021	376,334	360,894	304,662	320,987
Bas 34589	Other Planning & Develop Fees	11,593	10,887	17,256	20,456	20,456
Bas 34640	Mental Health Services	396,180	605,148	462,170	685,484	314,730
Bas 34650	Domestic Relations	20				
Bas 34710	Cooperative Extension Services		4,417	2,000	4,000	4,000
Bas 35131	Criminal Fee	28,735	33,933	16,636	34,550	20,030
Bas 35150	Investigative Fund Assessments	5	927	81	25	112
Bas 35180	Crime Victim Penalty Assess	52,108	64,482	17,509	64,310	35,066
Bas 35190	Other Superior Ct Penalties	5,931	7,205	5,802	5,725	7,100
Bas 35191	Other Felony Penalties	46,195	109,202	39,523	59,708	42,936
Bas 35230	Proof of Motor Vehicle Insuran	3,546	3,973	3,529	2,500	3,800
Bas 35310	Traffic Infraction Penalties	1,024,476	1,186,718	1,121,857	1,089,050	1,098,150
Bas 35370	Non-Traffic Infraction Penal	6,107	9,208	7,920	8,000	6,300
Bas 35400	Parking Infraction Penalties	1,277	1,206	1,507	1,000	1,200
Bas 35520	Driving While Intoxicated	134,994	103,776	82,056	102,500	97,800
Bas 35580	Other Criminal Traffic Penalts	148,949	127,376	113,851	130,000	127,500
Bas 35640	BOATING SAFETY FINES				100	
Bas 35690	Other Criminal Non-Traffic Pen	28,113	34,049	19,909	40,300	20,000
Bas 35721	Jury Demand Cost	1,066	956	471	1,368	414
Bas 35722	Witness Cost	527	891	507		
Bas 35723	Public Defense Costs	109,890	114,990	62,061	70,502	30,908

2020 Final Budget
Revenue
As of November 30, 2019

		2017 Actual	2018 Actual	2019 Current	2019 Budget	2020 Budget
General Fund						
REVENUES						
Bas 35724	Law Enforcement Cost	2,586	1,868	809		
Bas 35725	Court Interpreter	114	10		20	
Bas 35728	Crime Lab Analysis Fees	124	379	184	306	
Bas 35731	Dist Court Jury Demand Costs	1,336	1,865	501	1,500	500
Bas 35732	Witness Costs				100	
Bas 35733	Public Defense Costs	34,680	26,286	15,844	27,500	20,000
Bas 35734	Law Enforcement Services	553	496	436	500	500
Bas 35951	Penalties for Assessment	6,820	5,464	3,933	7,000	7,000
Bas 35990	Miscellaneous Fines & Penaltie	718,513	736,697	638,699	595,000	640,000
Bas 36111	Investment Interest	477,054	770,623	1,287,675	1,040,000	945,000
Bas 36140	Other Interest Earnings	70,816	90,783	62,964	84,866	76,050
Bas 36141	Interest Operating Assessments	10,746	9,536	8,001	12,700	12,700
Bas 36142	Other Interest	79,604	94,881	89,894	65,775	70,540
Bas 36146	Other Interest	1,159,036	1,242,507	1,005,533	1,100,000	1,086,000
Bas 36200	Rents, Leases & Concessions	13,676	12,505	12,586	1,000	1,000
Bas 36250	Space/Facilities-Long Term	1,588	1,588	1,588	11,223	11,223
Bas 36711	Donations-Gifts/Pledges-Privat	6	1,327	58,198	448	448
Bas 36719	Donations - Other	7,000		5,000	995	
Bas 36851	Operating Special Assessments	1,318	1,295	1,199	1,160	1,160
Bas 36910	Sale of Surplus	383	199	195		
Bas 36930	Confisc Propty/Proceeds Sales		7,895		10,000	10,000
Bas 36940	Other Judgments & Settlements			16,835		
Bas 36981	Cashier's Overages & Shortages	256	343-	214-	425	325
Bas 36991	Miscellaneous Other	106,154	78,836	100,781	69,677	51,843
Bas 39500	Disposition of Capital Assets		11,616			
Bas 39520	Comp Loss/Impairment	5,216				
Bas 39700	Operating Transfers In	478,665	286,098	161,262	205,923	199,797
Fnd 001	General Fund	61,749,810	64,807,358	59,545,171	79,081,292	78,413,526
	Report Final Totals	61,749,810	64,807,358	59,545,171	79,081,292	78,413,526

2020 Final Budget
Revenue
As of November 30, 2019

		2017 Actual	2018 Actual	2019 Current	2019 Budget	2020 Budget
Fund Balance						
REVENUES						
1 130820001	Beginning Nonspendable				57,035	69,435
1 130830001	Beginning Restricted				1,360,134	415,817
1 130840001	Beginning Fund Balance-Commi				1,999,260	1,920,807
1 130890001	Beginning Fund Bal Unassigne				8,074,016	9,065,939
Sub 001	Fund Balance				11,490,445	11,471,998

2020 Final Budget
Expenditures
As of November 30, 2019

		2017 Actual	2018 Actual	2019 Current	2019 Budget	2020 Budget
Fund Balance						
Reclassification & Cost Alloc.						
1 10220	Ending Fund Balance-Nonspend				69,435	59,435
1 10240	Ending Fund Balance-Committe				2,339,599	2,094,530
1 10290	Ending Fund Balance-Unassign				7,255,670	7,352,254
Obj 000	Reclassification & Cost Alloc.				9,664,704	9,506,219
Sub 001	Fund Balance				9,664,704	9,506,219

Department of Property Assessment

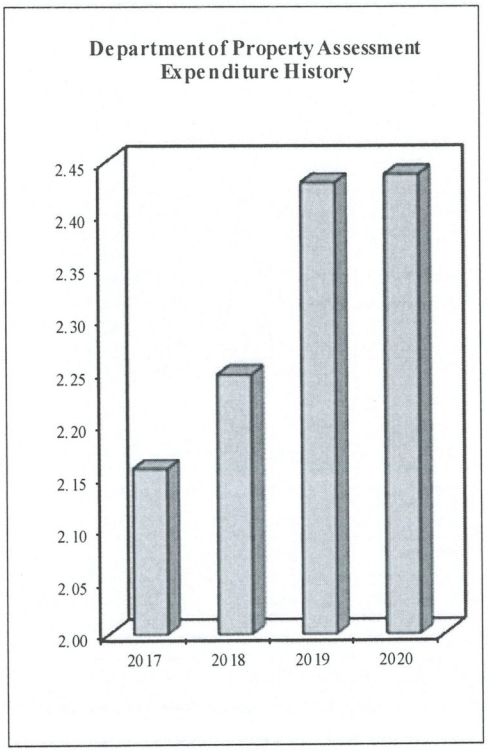

Expenditures	2017 Actual	2018 Actual	2019 Budget	2020 Budget
Salaries & Wages	1,141,200	1,155,049	1,249,792	1,276,792
Personnel Benefits	495,139	511,801	569,625	565,624
Supplies	23,646	18,025	24,700	24,700
Other Services & Charges	498,077	562,299	585,622	570,374
Total	2,158,062	2,247,174	2,429,739	2,437,490

Program Description:

The County Assessor's Office annually appraises and places value on 105,481 parcels of real and personal property with an assessed value in excess of $9,646,266,867. Appraisers are required by law to inspect at least 1/6 of the real parcels or approximately 16,000 parcels each year. The office administers, maintains, and audits over 10,000 personal property accounts on an annual basis.

Assessors' Office staff calculates property tax requests for every taxing district in the County on an annual basis, auditing and verifying that statutory limitations are not exceeded and establishes levy rates based on the districts' requests. Rates are certified to the County Commissioners and then passed on to the County Treasurer's Office for collection.

The Assessor's Office administered over 5,572 Senior Citizen/Disabled applications and renewals.

The office processes approximately 1,000 open space removals and/or continuances every year in addition to auditing over 10,700 parcels for compliance in the State Open Space – Farm & Agricultural classification.

The Assessor's staff creates and maintains all new and ongoing parcel change information and is responsible for the mapping information for the County.

Major Objectives:

- Provide excellent customer service to the property owners and other departments of Yakima County for all requests for information or questions regarding real and personal property.
- Continue the computerization of the parcel mapping information for the County.
- Computerize the segregation process for new parcel creation within the County.
- Convert the appraisal software program to integrate it with the assessment computer system shared with the Treasurer's Office.
- Continue to improve the office's website to provide public access to information through public terminals and the Internet.
- Meet all statutory requirements for completion of levies, assessments, and addition of new construction to the assessment roll.
- Streamline procedures to insure maximum productivity of our staff.

2020 Final Budget
Revenue
As of November 30, 2019

		2017 Actual	2018 Actual	2019 Current	2019 Budget	2020 Budget
Dept of Property Assessment						
REVENUES						
1 1034141001	Assessors Fees-Open Space	1,130	1,136	820	500	600
1 1034141003	Assessors Fees-Computer Acce	4,073		1,320		
1 1034141004	Assessor Fee-C U Rem Rec Fee	682-	1,594-	531-		
1 1034141005	Assessor Fee-Contract Servic	2,625	7,341	5,718	4,000	4,000
1 1034181001	Copies & Duplicating	104	61	24	75	50
1 1036851001	Operating Special Assessment	659	647	599	500	500
Sub 010	Dept of Property Assessment	7,909	7,591	7,950	5,075	5,150

2020 Final Budget
Expenditures
As of November 30, 2019

		2017 Actual	2018 Actual	2019 Current	2019 Budget	2020 Budget
Dept of Property Assessment						
Tax Assessment & Eval Services						
Salaries						
1 111001	Salaries & Wages	453,173	460,860	446,735	1,230,646	1,266,377
1 111003	Salaries-Extra Help			3,005	19,146	10,415
1 111010	Accrued Annual Leave	261	10,520-	862		
Obj 001	Salaries	453,434	450,341	450,602	1,249,792	1,276,792
Personnel Benefits						
1 112002	Benefits-Direct	192,579	209,211	202,151	569,625	565,624
1 112004	Benefits-Bank Accruals	329				
Obj 002	Personnel Benefits	192,908	209,211	202,151	569,625	565,624
Supplies						
1 113101	Office & Operating Supplies	8,572	8,452	8,145	19,100	19,100
1 113201	Fuel Consumed				500	500
1 113501	Small Tools & Minor Equipmen	2,843	308	1,193	1,100	1,100
1 113502	Computer Software	880			4,000	4,000
1 113590	Small Attrac-Tracked Invento	11,352	9,265	15,441		
Obj 003	Supplies	23,646	18,025	24,779	24,700	24,700
Other Services - Charges						
1 114101	Professional Services	5,376	38,053	11,240	5,575	5,575
1 114191	Prof Serv-Purchasing Serv	3,418	3,907	3,754	4,095	4,405
1 114192	Prof Serv-Tech Services	241,098	242,075	276,402	301,529	296,640
1 114198	Prof Serv-GIS	39,729	40,035	37,570	40,985	41,957
1 114199	Prof Serv-DOS	9,137	9,391	9,073	9,898	10,406
1 114201	Communication-Telephone	28,505	270			
1 114202	Communication-Postage	6,541	37,946	39,178	46,000	46,000
1 114219	Phone Charges-Allocated	1,944	1,944	1,782	1,944	1,944
1 114301	Travel	3,018	6,885	3,289	9,000	9,000
1 114401	Advertising	853	3,453	2,809	2,500	2,500
1 114501	Operating Rentals & Leases	65,190	79,195	79,240	45,000	45,000
1 114590	Rent-Facil Maint	63,450	63,450	58,493	63,450	63,810
1 114690	Insurance-Interfund	21,710	17,925	30,842	33,646	24,988
1 114801	Repairs & Maintenance	194	4,328	118	2,000	2,000
1 114901	Miscellaneous	7,912	7,873	12,132	20,000	16,149
Obj 004	Other Services - Charges	498,077	556,731	565,922	585,622	570,374
Capital Outlay						
1 116401	Machinery & Equipment		5,568			
Obj 006	Capital Outlay		5,568			
Fnc 011	Tax Assessment & Eval Services	1,168,065	1,239,876	1,243,453	2,429,739	2,437,490

2020 Final Budget
Expenditures
As of November 30, 2019

		2017 Actual	2018 Actual	2019 Current	2019 Budget	2020 Budget
Dept of Property Assessment						
Real Property Appraisers						
Salaries						
1 121001	Salaries & Wages	687,448	688,455	636,562		
1 121010	Accrued Annual Leave	318	16,254	717		
Obj 001	Salaries	687,766	704,708	637,280		
Personnel Benefits						
1 122002	Benefits-Direct	302,232	302,590	289,398		
Obj 002	Personnel Benefits	302,232	302,590	289,398		
Fnc 012	Real Property Appraisers	989,997	1,007,298	926,678		
Sub 010	Dept of Property Assessment	2,158,062	2,247,174	2,170,131	2,429,739	2,437,490

Auditor

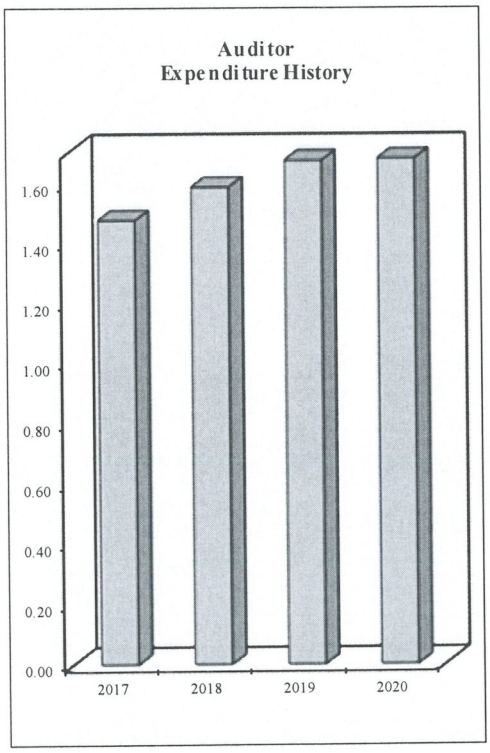

Expenditures	2017 Actual	2018 Actual	2019 Budget	2020 Budget
Salaries & Wages	775,431	815,518	841,382	866,097
Personnel Benefits	307,465	333,178	368,734	363,786
Supplies	27,240	20,985	28,759	29,967
Other Services & Charges	361,679	411,359	429,698	414,906
Total	1,471,815	1,581,040	1,668,573	1,674,756

Program Description:

The Yakima County Auditor's Office is responsible for three major functions:

1) The Accounting Division produces the comprehensive annual financial report (CAFR) and maintains payroll, accounts payable, accounts receivable, and the County's financial system.

2) The Recording/Licensing division provides the recording of official public records and maintains a permanent record of such documents. The division also issues marriage licenses and U.S. Passports. It also is the agent for the Washington State Department of Licensing and is responsible for collecting licensing fees on motor vehicles and vessels. The division also oversees and audits the subagents on an ongoing basis.

3) The Auditor is also ex-officio supervisor of all primary, general and special elections. The Election Division plans, coordinates, and implements all election procedures, and maintains all records pertaining to elections according to state law. The division maintains the files for the County's voter registration on the statewide voter registration data base and the transactions.

Mission Statement:

The Yakima County Auditor's Office is dedicated to providing quality services in Accounts Payable, Elections, Finance, Licensing, Payroll and Recording.
As a responsive, customer focused team, we provide a solid foundation by being knowledgeable, accountable and accurate in the work we do.
Our customers are the key to our inspiration. Our people are the key to our success.

Major Objectives:

- Continue oversight and the ongoing regular audits of all licensing subagents.
- Increase use of e-recording with all the area title companies.
- Expand ongoing cross training among the divisions.
- Further develop relations with the state auditors.

Revenue/Expenditure Comment:

The Auditor's primary revenue source is the collection of fees for licensing and registration of motor vehicles and vessels. Approximately $1.2 million will generate from these transactions. Additional fees collected for the recording of documents, marriage licenses, records, and passports amount to approximately $500,000.

2020 Final Budget
Revenue
As of November 30, 2019

		2017 Actual	2018 Actual	2019 Current	2019 Budget	2020 Budget
Auditor						
REVENUES						
1 2132220001	Marriage Licenses	10,624	10,536	9,352	10,000	10,500
1 2132220002	Marriage License Custom Cert	3,175	3,315	2,675	4,000	4,000
1 2134121001	Auditor Filing & Recording	296,451	295,092	283,638	285,000	280,000
1 2134121003	Mortgage Fraud Acct	293	288	297	300	300
1 2134121004	Homeless Housing Fee	20,366	27,278	29,740	19,000	20,000
1 2134135001	Certified Copy Fee	16,163	16,855	16,180	16,000	16,000
1 2134138001	Records Search	8	48		100	100
1 2134144010	Consulting Services-District	8,588	9,438	7,800	7,000	7,000
1 2134144011	Consulting Services-Other	250	288	238	250	250
1 2134148001	Motor Vehicle License Fees	1,326,606	1,352,820	1,367,211	1,320,000	1,315,000
1 2134148002	MV License Fees Equal Distt			32,270		120,000
1 2134181001	Imaging	13,440	13,695	13,362	14,000	14,000
1 2134181004	Pass Port Photos	29,715	30,000	26,970	20,000	20,000
1 2134181005	Duplicating: W-2	210	10		100	100
1 2134199001	Passport & Naturalization Fe	111,200	123,245	114,240	72,000	70,000
1 2134199002	Passport Conv Fee	3,870	3,335	3,240	2,500	2,500
1 2136981001	Cashiers Short/Over	63	402-	321-	150	150
1 2136991001	Other Misc Revenue	11,924	14,163	1,683	1,500	1,500
1 2136991005	Misc-Service Chrg-Returned C	125	90	65	25	25
1 2136991045	Misc-Reimbursement of Costs	1,070	1,077	956	400	400
Fnc 021	Auditor	1,854,139	1,901,170	1,909,595	1,772,325	1,881,825

2020 Final Budget
Expenditures
As of November 30, 2019

		2017 Actual	2018 Actual	2019 Current	2019 Budget	2020 Budget
Auditor						
Salaries						
1 21111001	Salaries & Wages	775,110	801,271	753,462	830,521	849,097
1 21111002	Salaries-Overtime	10,538	4,330	3,169	4,392	10,000
1 21111003	Salaries-Extra Help	4,629	5,424	3,001	6,469	7,000
1 21111010	Accrued Annual Leave	14,846-	4,493	2,100		
Obj 001	Salaries	775,431	815,518	761,731	841,382	866,097
Personnel Benefits						
1 21112002	Benefits-Direct	307,464	333,170	319,268	368,734	363,786
1 21112004	Benefits-Bank Accruals	1	8	3,886		
Obj 002	Personnel Benefits	307,465	333,178	323,154	368,734	363,786
Supplies						
1 21113101	Office & Operating Supplies	24,250	20,306	21,584	18,000	18,000
1 21113501	Small Tools & Minor Equipmen	9,980-			2,000	7,200
1 21113502	Computer Software	10,259			5,259	
1 21113590	Small Attrac-Tracked Invento	2,711	679	3,044	3,500	4,767
Obj 003	Supplies	27,240	20,985	24,628	28,759	29,967
Other Services - Charges						
1 21114101	Professional Services	9,572	20,354	14,352	11,785	11,000
1 21114191	Prof Serv-Purchasing Serv	7,402	8,172	7,535	8,220	8,642
1 21114192	Prof Serv-Tech Services	204,547	233,826	233,306	254,516	235,680
1 21114199	Prof Serv-DOS	15,055	15,473	14,951	16,310	17,146
1 21114201	Communication-Telephone			56		500
1 21114202	Communication-Postage	43,696	40,132	38,535	46,000	46,000
1 21114219	Phone Charges-Allocated	1,584	1,512	1,386	1,512	1,512
1 21114301	Travel	1,783	3,416	10,442	5,000	10,000
1 21114401	Advertising		10		2,000	2,000
1 21114501	Operating Rentals & Leases	1,223	1,250	878	1,500	1,500
1 21114590	Rent-Facil Maint	62,324	62,324	57,130	62,324	62,324
1 21114601	Insurance	643	595			
1 21114690	Insurance-Interfund	5,758	5,058	8,737	9,531	7,102
1 21114801	Repairs & Maintenance	1,861	1,422	567	4,000	4,000
1 21114901	Miscellaneous	6,232	5,985	5,205	7,000	7,500
Obj 004	Other Services - Charges	361,679	399,528	393,080	429,698	414,906
Capital Outlay						
1 21116401	Auditor Asset		11,831			
Obj 006	Capital Outlay		11,831			
Fnc 021	Auditor	1,471,814	1,581,041	1,502,593	1,668,573	1,674,756

Elections

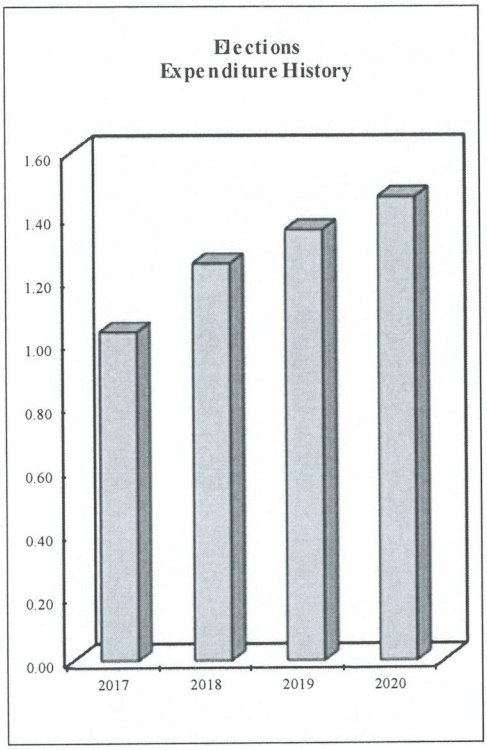

Expenditures	2017 Actual	2018 Actual	2019 Budget	2020 Budget
Salaries & Wages	255,075	294,662	299,300	315,456
Personnel Benefits	99,437	113,783	122,408	120,603
Supplies	197,274	202,644	245,000	316,000
Other Services & Charges	483,937	640,820	691,557	708,656
Total	1,035,723	1,251,909	1,358,265	1,460,715

Program Description:

The County Auditor is the ex-officio of primary, general and special elections in Yakima County. With that responsibility comes the administration of the Designated Accessibility Sites, maintenance of the voting equipment, preparation of all mail ballots, publication of election notices, conducting the candidate filing period, maintenance of the official voter registration records and continued development of the bilingual election program as required by federal mandate. In addition, the Auditor serves on the 3-member County Canvassing Board along with the Prosecuting Attorney and the Chair of the Board of County Commissioners (or their designees).

Major Objectives:

- Continue as a state-wide leader with the Bi-lingual English/Spanish election program as mandated by the Voting Rights Act and the United States Department of Justice.
- Expand community outreach throughout the County to provide education and voter registration.
- Provide election equipment for high school and middle school elections.

Revenue/Expenditure Comment:

The major source of revenue in the Election budget is the reimbursement of election costs from the districts for election services and the reimbursement of voter registration costs from cities and towns for voter registration services.

2020 Final Budget
Revenue
As of November 30, 2019

		2017 Actual	2018 Actual	2019 Current	2019 Budget	2020 Budget
Elections						
REVENUES						
1 2233400302	Secretary of State Postage		41,230			
1 2233400303	Sec of State Civic Engagemen			11,253		
1 2234145001	Election Services	620,431	250,021	60,696	621,000	538,044
1 2234145002	Election Services Registrati	143,283	161,045		143,000	161,500
1 2234171001	Sale of Maps & Publications		20		20	
1 2234175004	Sales of Merchand-Computer L	780	817	543	800	800
1 2234181001	Copies	10				
1 2234191001	Election Candidate Filing Fe	1,768	33,567	299	1,700	33,000
1 2236991001	Misc Other Revenue			164		
Fnc 022 Elections		766,271	486,699	72,955	766,520	733,344

2020 Final Budget
Expenditures
As of November 30, 2019

			2017 Actual	2018 Actual	2019 Current	2019 Budget	2020 Budget
Elections							
Salaries							
1 221001		Salaries & Wages	249,199	275,464	265,403	283,300	288,456
1 221002		Salaries-Overtime	3,713	7,188	6,113	10,000	10,000
1 221008		Salaries-Poll Workers	3,114	11,143	4,293	6,000	17,000
1 221010		Accrued Annual Leave	952-	866	375-		
Obj 001	Salaries		255,075	294,662	275,434	299,300	315,456
Personnel Benefits							
1 222002		Benefits-Direct	99,437	113,736	114,190	122,408	120,603
1 222004		Benefits-Bank Accruals		47	3		
Obj 002	Personnel Benefits		99,437	113,783	114,192	122,408	120,603
Supplies							
1 223101		Office & Operating Supplies	180,506	196,616	189,144	220,000	290,000
1 223501		Small Tools & Minor Equipmen	1,807	3,174	8,105	20,000	21,000
1 223590		Small Attrac-Tracked Invento	14,961	2,854		5,000	5,000
Obj 003	Supplies		197,274	202,644	197,249	245,000	316,000
Other Services - Charges							
1 224101		Professional Services	276,662	315,209	228,220	363,581	374,000
1 224191		Prof Serv-Purchasing Serv	10,882	24,772	23,234	25,346	26,906
1 224192		Prof Serv-Tech Services	44,848	45,607	48,428	52,830	58,261
1 224198		Prof Serv-GIS	13,626	13,392	12,788	13,950	14,318
1 224199		Prof Serv-DOS	1,078	1,108	1,071	1,168	1,228
1 224201		Communication-Telephone	916	862	928	1,000	1,200
1 224202		Communication-Postage	40,198	88,298	37,225	100,000	98,000
1 224203		Postage-Grant		41,230			
1 224219		Phone Charges-Allocated	720	576	528	576	576
1 224301		Travel	6,394	7,483	11,562	10,000	10,000
1 224322		Travel-Election	515	962	783	1,000	1,000
1 224401		Advertising	2,936	2,547	2,322	3,000	5,000
1 224501		Operating Rentals & Leases	52,909	52,100	46,504	78,000	79,000
1 224590		Rent-Facil Maint	26,287	26,287	24,096	26,287	26,287
1 224690		Insurance-Interfund	2,463	2,131	3,559	3,882	2,880
1 224801		Repairs & Maintenance		1,052	879	5,000	5,000
1 224901		Miscellaneous	3,504	5,373	6,380	5,937	5,000
Obj 004	Other Services - Charges		483,937	628,989	448,507	691,557	708,656
Capital Outlay							
1 226401		Elections Asset		11,831			
Obj 006	Capital Outlay			11,831			
Fnc 022	Elections		1,035,723	1,251,908	1,035,382	1,358,265	1,460,715

Board of County Commissioners

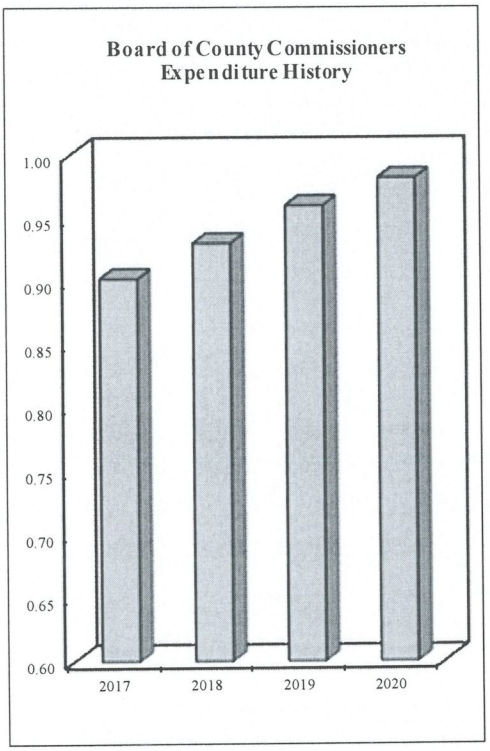

Expenditures	2017 Actual	2018 Actual	2019 Budget	2020 Budget
Salaries & Wages	455,502	485,919	515,228	530,753
Personnel Benefits	145,764	158,318	175,023	174,261
Supplies	5,284	8,643	7,000	10,000
Other Services & Charges	295,310	276,786	262,078	266,174
Total	901,860	929,666	959,329	981,188

Program Description:

This department is responsible for the overall administration of Yakima County government. The Board of County Commissioners is comprised of three officials elected from designated districts. The Board's duties include adopting and enacting resolutions, levying taxes, establishing County policies, and conducting general administration of the County. As the County's legislative authority, the Board is responsible for adoption of the annual budget, provision and maintenance of public facilities, construction and maintenance of County roads, development and implementation of planning and zoning policies, and appointments to advisory committees and boards.

Major Objectives:

The main objective for 2020 is to promote cost efficient yet effective public services for our community. The Board will continue to seek supplemental support from the Federal and State governments in serving our community needs.

The Board will continue to work on the following objectives:

- Yakima County Water Resource System.
- Coordination of State and Local Correctional Facilities.
- Transportation Issues including the East-West Corridor, I 82 lane improvements and distribution of funding.
- Code Enforcement issues in the unincorporated area of Yakima County.

Revenue/Expenditure Comment:

This Board's operating budget is funded through the General Fund as part of the County's Governmental Services priority.

2020 Final Budget
Revenue
As of November 30, 2019

		2017 Actual	2018 Actual	2019 Current	2019 Budget	2020 Budget
Commissioners						
REVENUES						
1 3031110001	Real Property	24,644,719	25,109,088	25,657,027	25,940,000	26,500,000
1 3031130001	Sale of Tax Title Property	276		489	500	500
1 3031311001	Local Retail Sales & Use Tax	11,619,195	12,513,699	10,789,490	13,100,000	13,550,000
1 3031371001	Local Sales Tax-Criminal Jus	1,649,404	1,784,760	1,527,692	1,850,000	1,915,000
1 3031681001	Punch/Pull Tab	17,992	20,659	11,124	20,000	20,000
1 3031684001	Gambling Card Games	52,934				
1 3031720001	Leasehold Excise Tax	45,277	40,223	25,967	50,000	46,000
1 3032191001	Franchise Fees	326,238	330,596	247,806	330,000	330,000
1 3033215231	In Lieu of Taxes-Federal	743,215	1,334,095	846,781	830,000	870,000
1 3033215601	Wildlife Refuge	2,222	2,196	2,186	2,200	2,200
1 3033500911	PUD Privilege Tax	300,648	273,003	213,843	275,000	225,000
1 3033602311	DNR PILT NAP/NRCA	6,331	6,899		7,700	7,900
1 3033602511	In Lieu of Taxes-State	9,601	22,828	22,973	25,500	23,250
1 3033606101	Motor Vehicle-Criminal Justi	1,589,432	1,661,772	1,264,458	1,725,000	1,800,000
1 3033606311	DSHS-juvenile Rehab-SHB 3900	11,627	11,691	9,568	12,000	12,500
1 3033606420	Marijuana Excise Tax	767	5,684	2,615		
1 3033606511	DUI & Other CJ Assistance	37,251	37,274	25,767	41,000	41,000
1 3033606941	Liquor Excise Tax	174,662	187,812	154,321	200,000	206,000
1 3033606951	Liquor Board Profits	329,386	328,059	244,307	340,000	340,000
1 3034144003	Indirect Services	1,329,584	1,515,214	1,440,995	1,571,994	1,611,700
1 3035990002	Pers Prop Late File Penlty	93,277	105,460	123,569	25,000	50,000
1 3035990004	Penalties Gambling Taxes	223				
1 3036140001	Interest on Taxes	19,283	34,254	37,673	27,000	40,000
1 3036711001	Donations from Private Sourc		448	448	448	448
1 3036930005	Confiscated Proceeds		7,895		10,000	10,000
1 3036940001	Other Judgments & Settlement			16,835		
1 3036991001	Other Misc Revenue	3,618	12,099	5,564	10,000	10,000
1 3039700001	Operating Transfers In		75,222			
Sub 030	Commissioners	43,007,163	45,420,928	42,671,498	46,393,342	47,611,498

2020 Final Budget
Expenditures
As of November 30, 2019

		2017 Actual	2018 Actual	2019 Current	2019 Budget	2020 Budget
Commissioners						
Salaries						
1 311001	Salaries & Wages	455,401	480,413	462,875	512,728	526,753
1 311002	Salaries-Overtime	808	2,393	2,471	1,000	2,500
1 311003	Salaries-Extra Help			2,078		
1 311010	Accrued Annual Leave	707-	3,113	1,045-	1,500	1,500
Obj 001	Salaries	455,502	485,919	466,378	515,228	530,753
Personnel Benefits						
1 312002	Benefits-Direct	145,686	158,258	144,966	175,023	174,261
1 312004	Benefits-Bank Accruals	78	60	176		
Obj 002	Personnel Benefits	145,764	158,318	145,142	175,023	174,261
Supplies						
1 313101	Office & Operating Supplies	4,323	8,460	6,869	5,000	6,000
1 313501	Small Tools & Minor Equipmen	557	57	4,220	500	2,500
1 313502	Computer Software		127			
1 313590	Small Attrac-Tracked Invento	404		536	1,500	1,500
Obj 003	Supplies	5,284	8,644	11,625	7,000	10,000
Other Services - Charges						
1 314101	Professional Services		12	2,526		
1 314137	Prof Ser-Program Support	124,537	115,942	102,361	111,666	113,267
1 314191	Prof Serv-Purchasing Serv	1,201	937	901	983	1,063
1 314192	Prof Serv-Tech Services	101,764	101,400	62,464	68,143	76,041
1 314199	Prof Serv-DOS	5,638	5,794	5,598	6,107	6,421
1 314201	Communication-Telephone	3,410	3,730	2,749		
1 314202	Communication-Postage	1,152	903	264	1,200	1,200
1 314206	Communication-Cell Phones				3,500	3,500
1 314219	Phone Charges-Allocated	720	720	660	720	720
1 314301	Travel	19,206	10,372	7,894	20,000	20,000
1 314401	Advertising	1,335	1,471	2,441	1,800	3,000
1 314501	Operating Rentals & Leases	2,291	2,611	1,101	2,000	2,000
1 314590	Rent-Facil Maint	29,580	29,580	27,115	29,580	29,580
1 314601	Insurance			340		340
1 314690	Insurance-Interfund	2,159	1,916	3,159	3,446	4,042
1 314801	Repairs & Maintenance			215		
1 314901	Miscellaneous	2,317	1,398	1,156	12,933	5,000
Obj 004	Other Services - Charges	295,310	276,786	220,944	262,078	266,174
Fnc 031	Commissioners	901,860	929,667	844,089	959,329	981,188
Sub 030	Commissioners	901,860	929,667	844,089	959,329	981,188

Non-Departmental

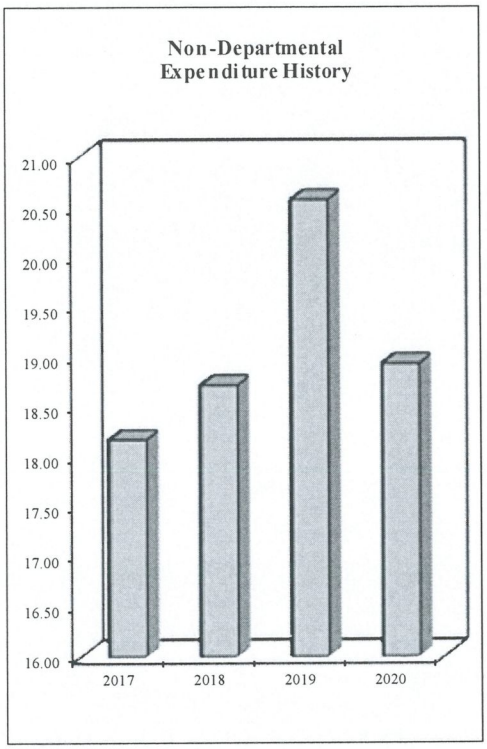

Expenditures	2017 Actual	2018 Actual	2019 Budget	2020 Budget
Salaries & Wages	-	-	-	-
Personnel Benefits	332	325	500	500
Supplies	672	267	-	-
Other Services & Charges	890,902	704,297	1,028,924	1,112,918
Intergovernmental Services	320,566	312,418	-	-
Debt Service	14,809	14,964	14,577	14,835
Operating Transfers Out	16,943,080	17,680,076	19,523,772	17,796,981
Total	18,170,361	18,712,347	20,567,773	18,925,234

Program Description:

Expenditures from this program benefit the County as a whole and do not benefit any one particular department.

This fund was established as a distribution point to fund activities that do not relate to a "department specific" operation.

Major Objectives:

The major expenditures budgeted in Non-Departmental are for contribution to the Law Enforcement Officers and Fire Fighters (LEOFF) Benefit Fund, Health District, the annual County audit by the Washington State Auditor's Office, intergovernmental assessments, and interfund transfers. Interfund transfers include the County's share of operational costs for the Department of Corrections and annual debt payments on bonds. Membership fees in various governmental associations are also paid out of this fund.

Revenue/Expenditure Comment:

Funding comes directly out of local tax dollars and the general tax dollars of the County. Operation fees for such departments as Clean Air and the Health District are funded through Non-Departmental. General Fund Debt Service obligations are also paid for through Non-Departmental.

2020 Final Budget
Revenue
As of November 30, 2019

		2017 Actual	2018 Actual	2019 Current	2019 Budget	2020 Budget
Non-Departmental						
REVENUES						
1 5031110001	Real Property	2,201,538	2,191,469	2,176,619	2,200,000	2,200,000
1 5031130001	Sale of Tax Title Property	25		41		
1 5031720001	Leasehold Excise Tax	4,031	3,508	2,193	3,000	3,000
1 5033602311	DNR PILT NAP/NRCA	564	602			
1 5033602511	In Lieu of Taxes- State	808	1,991	1,941	2,000	2,000
1 5034144002	Interfund-Audit Costs	89,339	88,141		75,000	80,000
1 5034640002	ITA Judicial Costs	85	204,914			
Sub 050	Non-Departmental	2,296,390	2,490,626	2,180,794	2,280,000	2,285,000

2020 Final Budget
Expenditures
As of November 30, 2019

			2017 Actual	2018 Actual	2019 Current	2019 Budget	2020 Budget
Non-Departmental							
Executive							
Supplies							
1 513101		Supplies-County Pins		35	16		
Obj 003	Supplies			35	16		
Other Services - Charges							
1 514101		Prof Serv-Indirect Contract					42,755
1 514102		Prof Serv-County Code	8,074	5,039	2,555	8,000	8,000
1 514104		Gov Services - COG			42,542	42,542	
1 514301		Travel-Other		689			
1 514590		Rent-Facil Maint-Law Lib/Saf	36,757	36,757	33,694	36,757	36,757
1 514909		Misc-Shared City Exp	1,986	1,915	3,482		
1 514911		Clerk Trust Resolution			3,837		
1 514919	C	Misc-Community Clean Up				10,000	10,000
1 514940		Misc-Judgments				1,500	1,500
1 514945		Misc-Interest on Tax Refunds	124	156	779		
Obj 004	Other Services - Charges		46,941	44,555	86,889	98,799	99,012
Intergovernmental Services							
1 515103	C	Intergov-COG	40,797	41,815			
Obj 005	Intergovernmental Services		40,797	41,815			
Fnc 051	Executive		87,738	86,405	86,905	98,799	99,012
Administration							
Personnel Benefits							
1 522002		Benefits-Direct-OASI Empl Se	332	325	200	500	500
Obj 002	Personnel Benefits		332	325	200	500	500
Supplies							
1 523101		Supplies Imaging Project	672	232			
Obj 003	Supplies		672	232			
Other Services - Charges							
1 524101		Prof Serv-YCDA	316				
1 524110		Prof Serv-Special Projects	6,215-	2,500		2,500	
1 524117		Prof Serv-Labor Attorney	186,224	83,537	69,547	205,000	205,000
1 524119		Prof Serv-Legislative Advoca	7,744	9,296	6,183	9,000	9,000
1 524121		Prof Serv-Imaging	1,290	604			
1 524132		Prof Serv-ITA Bill Reconcile	5,581	8,603	2,764	3,015	3,060
1 524135		Prof Serv-Indirect Cost Plan	9,158	14,701	5,528	6,030	7,475
1 524137		Prof Serv-Grants Mgt	111,038	78,387	83,974	91,609	45,909

2020 Final Budget
Expenditures
As of November 30, 2019

		2017 Actual	2018 Actual	2019 Current	2019 Budget	2020 Budget
Non-Departmental						
Administration						
Other Services - Charges						
1 524191	Prof Serv-Purchasing	2,451	23	22,938	25,023	23
1 524198	Prof Serv-GIS	63,081	64,703	65,949	71,944	76,001
1 524199	Prof Serv-DOS	3,174	3,262	3,152	3,438	3,614
1 524690	Liab Insur-YAT	227,970	165,429	54,203-	59,130-	65,889
1 524905	Misc-NACO	4,865	4,865	4,865	4,865	5,161
1 524906	WSAC-Litigation		13,631	13,525	13,525	13,415
1 524907	WSAC-Public Lands				2,125	2,208
1 524908	Misc-WACO	32,489	32,689	31,683	33,670	34,680
1 524910	Misc-WSAC	37,170	37,792	38,327	38,327	38,964
1 524913	Misc-Minority & Women Busine	5,000	1,741	3,371	5,000	5,000
1 524916	Misc-WSAC/Columbia River Tre	8,000				
1 524931	Misc-WSAC/PILT	1,617	1,781	1,835	1,834	1,834
Obj 004	Other Services - Charges	700,953	523,543	299,435	457,775	517,233
Fnc 052	Administration	701,957	524,101	299,636	458,275	517,733
Miscellaneous						
Other Services - Charges						
1 534104	Gov Services - Assessment				175	175
1 534911	Misc-Yak Basin Int Plan	7,248				10,000
1 534912	Misc-Water Resource Mgt					25,000
Obj 004	Other Services - Charges	7,248			175	35,175
Pollution Control						
Other Services - Charges						
1 544104	Gov Services - Clean Air			34,846	34,846	35,086
Obj 004	Other Services - Charges			34,846	34,846	35,086
Intergovernmental Services						
1 545102	C Intergov-Clean Air	34,394	34,358			
Obj 005	Intergovernmental Services	34,394	34,358			
Fnc 054	Pollution Control	34,394	34,358	34,846	34,846	35,086
Emergency Services						
Other Services - Charges						
1 554104	Gov Services - Emergency Mgm			80,698	80,698	88,155
Obj 004	Other Services - Charges			80,698	80,698	88,155

2020 Final Budget
Expenditures
As of November 30, 2019

		2017 Actual	2018 Actual	2019 Current	2019 Budget	2020 Budget
Non-Departmental						
Emergency Services						
Intergovernmental Services						
1 555107	C Intergov-Emergency Managemen	95,375	86,245			
Obj 005	Intergovernmental Services	95,375	86,245			
Fnc 055	Emergency Services	95,375	86,245	80,698	80,698	88,155
Tuberculosis						
Other Services - Charges						
1 574104	Gov Services - Dist Health			137,500	150,000	150,000
Obj 004	Other Services - Charges			137,500	150,000	150,000
Intergovernmental Services						
1 575106	C Intergov-Dist Hlth Funds	150,000	150,000			
Obj 005	Intergovernmental Services	150,000	150,000			
Fnc 057	Tuberculosis	150,000	150,000	137,500	150,000	150,000
Operating Transfers						
Reclassification & Cost Alloc.						
1 580100	Operating Transfers Out-Misc	440,000	1,081,860	150,000	150,000	150,000
1 580101	Oper Trans out Park & Rec	100,000	100,000	100,000	100,000	100,000
1 580106	Oper Trans Out-Tech Serv			1,859,803	1,859,803	
1 580111	Operating Trans Out Tax Levy	2,201,347	2,186,483	1,996,223	2,200,000	2,200,000
1 580119	Oper Tran Out-Capital Projec				300,000	300,000
1 580129	Op Trans Out-Code Enforcemen		200,000	595,667	595,667	635,248
1 580141	Oper Trans Out-LEOFF Medical	750,000	750,000	750,000	750,000	750,000
1 580160	Oper Trans-2002 GO Bond-Othe	14,809	14,964	14,577	14,577	14,835
1 580166	Oper Tran Out-Tax Litigation	15,579	15,579	11,684	15,579	15,579
1 580168	Oper Tran Out-Dept of Correc	13,436,154	13,346,154	12,508,975	13,646,154	13,646,154
Obj 000	Reclassification & Cost Alloc.	16,957,889	17,695,040	17,986,929	19,631,780	17,811,816
County Audit-State Examiners						
Other Services - Charges						
1 624101	Professional Services	133,658	134,449	79,512	193,631	175,257
Obj 004	Other Services - Charges	133,658	134,449	79,512	193,631	175,257
Board of Equalization						
Supplies						
1 633101	Office & Operating Supplies			359		
Obj 003	Supplies			359		

2020 Final Budget
Expenditures
As of November 30, 2019

		2017 Actual	2018 Actual	2019 Current	2019 Budget	2020 Budget
Non-Departmental						
Board of Equalization						
Other Services - Charges						
1 634101	Professional Services	1,824	1,254	3,648	13,000	13,000
1 634202	Communication-Postage	142	213	118		
1 634301	Travel	126	269	138		
Obj 004	Other Services - Charges	2,092	1,736	3,904	13,000	13,000
Fnc 063	Board of Equalization	2,092	1,736	4,263	13,000	13,000
Sub 050	Non-Departmental	18,170,352	18,712,333	18,710,288	20,567,773	18,925,234

Human Resources

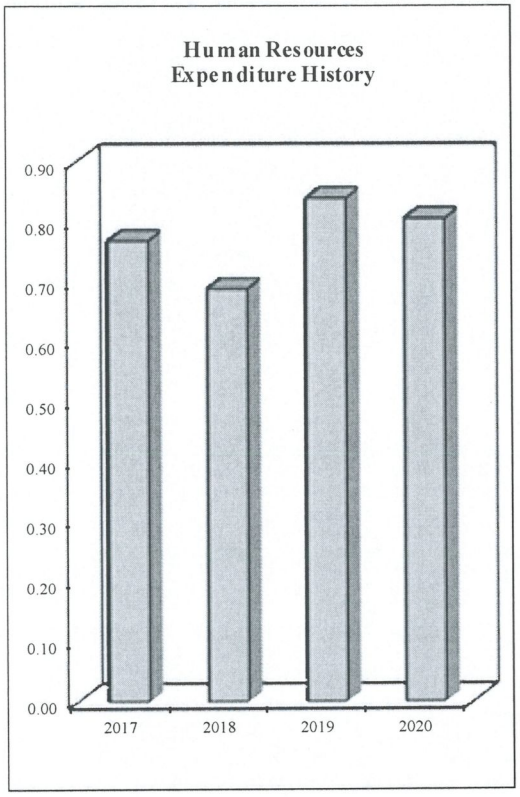

Expenditures	2017 Actual	2018 Actual	2019 Budget	2020 Budget
Salaries & Wages	414,763	409,133	432,802	430,352
Personnel Benefits	144,132	165,454	190,107	170,753
Supplies	20,279	15,454	24,500	27,000
Other Services & Charges	189,134	97,877	191,814	177,065
Total	768,308	687,918	839,223	805,170

Program Description:

The Human Resources Department is responsible for recruitment and placement of employees for County departments; review and revision of County job class specifications and ensuring compliance with government regulations relating to employment standards. In addition, the department gathers information for budget projections relating to salaries and benefits for County departments, coordinates and administers compensation plans and employee training programs, and maintains personnel records for all County employees.

Yakima County Human Resources serves the County by focusing efforts on the County's most valuable asset, its employees. It is our mission to:

- Attract and retain a qualified and competent workforce;
- Enhance the quality and capabilities of our employees through training and development to promote individual success and increase success and increase overall value to the organization, and
- Establish, administer and effectively communicate sound employment policies, rules and practices that
  - -treat employees with dignity and equality,
  - -recognize and promote the value of a safe work environment rich in diversity and cultural awareness, and
  - -ensure compliance with employment and labor laws.

Major Objectives:

- To recruit and place individuals within the framework of fair employment practices ensuring public service employment opportunities for all segments of the population.
- To maintain up-to-date central personnel records for all County employees.
- To ensure the integrity and viability of the County job classification and compensation plans, ensuring equal pay for equal work, and maintaining the County's ability to effectively compete in the labor market.
- To develop and administer cost effective employee benefit and risk management programs to promote workplace safety and enhance the quality of work life for County employees.
- To ensure County compliance with government regulations, including Equal Employment Opportunity and the Americans with Disabilities Act.

Human Resources (cont.)

- To maintain, analyze and provide organizational and operational information for cost projections, budget cost estimates, staffing and governmental reporting.
- To promote effective management and labor relations through negotiation and administration of collective bargaining agreements.
- To present to all County employees, supervisors, and managers training beneficial to the entire team in areas of skill building, personal development, computer software training, and safety in the workplace.

2020 Final Budget
Revenue
As of November 30, 2019

		2017 Actual	2018 Actual	2019 Current	2019 Budget	2020 Budget
Human Resources						
REVENUES						
1 7034196001	Personnel Services	1,620	1,460	540	1,600	800
1 7036991001	Other Misc. Revenue	4,404	606	642	400	650
Sub 070	Human Resources	6,024	2,066	1,182	2,000	1,450

2020 Final Budget
Expenditures
As of November 30, 2019

		2017 Actual	2018 Actual	2019 Current	2019 Budget	2020 Budget
Human Resources						
Salaries						
1 711001	Salaries & Wages	397,258	399,196	360,136	415,477	414,745
1 711002	Salaries-Overtime	8,916	8,540	15,699	8,000	10,000
1 711003	Salaries-Extra Help	6,293	2,850	20,324	9,325	5,607
1 711010	Accrued Annual Leave	2,296	1,454-	2,625		
Obj 001	Salaries	414,763	409,133	398,784	432,802	430,352
Personnel Benefits						
1 712002	Benefits-Direct	147,332	162,772	150,225	173,607	170,753
1 712004	Benefits-Bank Accruals	3,199-	2,682	5,505-	16,500	
Obj 002	Personnel Benefits	144,132	165,454	144,721	190,107	170,753
Supplies						
1 713101	Office & Operating Supplies	7,930	9,855	11,738	12,000	12,000
1 713104	Printing	4,260	3,281	3,275	6,000	6,000
1 713501	Small Tools & Minor Equipmen	5,271	1,731	908	2,000	2,000
1 713502	Computer Software	663	184	179	2,000	2,000
1 713590	Small Attrac-Tracked Invento	2,155	403	1,535	2,500	5,000
Obj 003	Supplies	20,279	15,455	17,634	24,500	27,000
Other Services - Charges						
1 714101	Professional Services	17,276	27,428	14,566	20,000	20,000
1 714191	Prof Serv-Purchasing Serv	1,353	1,532	1,461	1,594	1,708
1 714192	Prof Serv-Tech Services	65,574	67,106	67,994	74,175	83,485
1 714199	Prof Serv-DOS	3,707	3,810	3,681	4,016	4,222
1 714201	Communication-Telephone	1,524	1,319	963	1,200	1,200
1 714202	Communication-Postage	2,424	2,476	1,618	3,000	3,000
1 714219	Phone Charges-Allocated	770	770	706	770	770
1 714301	Travel	106	27	13,491	16,500	10,000
1 714401	Advertising	401	617	1,060	1,000	1,000
1 714501	Operating Rentals & Leases	2,512	2,648	1,808	2,700	3,500
1 714590	Rent-Facil Maint	30,852	30,852	28,281	30,852	30,852
1 714601	Insurance		250	274		250
1 714690	Insurance-Interfund	52,663	47,702-	3,673	4,007	3,078
1 714901	Miscellaneous	9,971	6,742	37,006	32,000	14,000
Obj 004	Other Services - Charges	189,134	97,877	176,582	191,814	177,065
Fnc 071	Human Resources Department	768,309	687,918	737,720	839,223	805,170
Sub 070	Human Resources	768,309	687,918	737,720	839,223	805,170

Treasurer

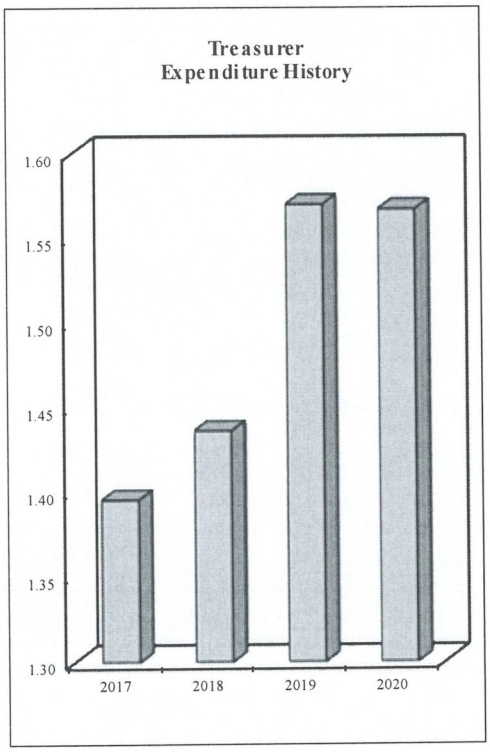

Expenditures	2017 Actual	2018 Actual	2019 Budget	2020 Budget
Salaries & Wages	736,226	745,127	774,992	797,398
Personnel Benefits	292,404	311,436	333,776	333,887
Supplies	39,933	39,875	47,050	36,440
Other Services & Charges	327,066	339,981	413,831	399,029
Total	1,395,629	1,436,419	1,569,649	1,566,754

Program Description:

The County Treasurer's Office serves as the receipting and banking center for all Yakima County departments, junior taxing districts, and benefit assessment districts. The Treasurer's Office also bills, collects and distributes property taxes and assessments for all districts, cities and the State. Other responsibilities include: processing real estate excise tax affidavits and mobile home moving permits as an agent for the State Department of Revenue; billing and collecting for road and local improvement districts; management of cash flow for the County's general fund; investment and portfolio management for all County agencies; providing forecasting information for major County revenues; management of all public financings for the County and meeting disclosure requirements for those financings; and serves as Treasurer for the Yakima County Public Corporation.

The Treasurer's Office complies with diverse and complex regulations, including Federal, State and local laws. As the banking and treasury center for the County, the Treasurer must meet required internal control standards affecting operations, including those of automated systems. These standards remain a focus to insure the public's trust and minimize risk.

Major Objectives:

- This department continues to make efforts to maintain mandated services that comply with the baseline budget methodology used by the County, while still meeting the regulatory requirements of State and Federal agencies.
- Focus will be directed toward communicating to the public and legislative bodies, at the state and local levels, of the risk and/or fiscal impacts of a limited operational budget.
- The department will continue to monitor and provide fiscal notes for tax legislation that is pending action in the State Legislature.

Revenue/Expenditure Comment:

This department works within the budget appropriated and makes attempts to accommodate the required assimilation of increased costs as well as increased mandates from all levels of government and other regulatory agencies. Efforts are being made to minimize the impact on service to the taxpayers and other business partners due to limited budgets.

2020 Final Budget
Revenue
As of November 30, 2019

		2017 Actual	2018 Actual	2019 Current	2019 Budget	2020 Budget
Treasurer						
REVENUES						
1 8031743001	Harvest Tax	3,552	41,135	40,988	20,000	20,000
1 8034142001	Treasurers Fees	16	24	48	150	150
1 8034142002	Treasurers Fees GT	3,470	4,562	2,810	3,300	3,300
1 8034142003	Treasurers Fees Admin Assess	85,662	88,358	87,965	89,000	88,500
1 8034142004	Treasurers Fees Stormwater	39,499	39,805	39,792	40,200	40,000
1 8034142201	R E Excise Tax-Treas Admin F	209,419	208,258	211,964	226,000	200,000
1 8034142202	RE Excise Tax -Treas $5 Fee	14,497	13,619	11,710	15,500	15,500
1 8034143001	Accounting Serv-SIED/Pub Cor	24,000	24,000	24,000	24,000	24,000
1 8034143002	Accounting Serv-ALTC	5,074	5,073	5,076	5,000	5,000
1 8034143003	Accounting Serv-YVCOG		2,068	2,757	3,200	3,200
1 8034181001	Copies	28	18	340	125	125
1 8034181005	Title Company Fees	6,600	6,600	6,600	6,600	6,600
1 8035951002	Penalties Operating Assessme	6,820	5,464	3,933	7,000	7,000
1 8035990003	Pen Real & Personal Prop	625,013	631,237	515,130	570,000	590,000
1 8036111001	Investment Interest	505,453	833,762	923,830	1,040,000	945,000
1 8036111032	Unrealized Gains/Losses on I	28,399-	63,140-	363,845		
1 8036141001	Interest-Operating Assessmen	795	735	547	700	700
1 8036141002	Int Operating Assess	9,951	8,801	7,453	12,000	12,000
1 8036142001	Interest-Special Assessment	53	41	34	75	40
1 8036142002	Int PredeterminSpecial Asses	932	732	562	700	500
1 8036146001	New Int-Real & Personal Prop	1,148,265	1,235,214	996,882	1,089,000	1,075,000
1 8036146002	Int-Real & Pers Prop Bankrup	10,771	7,293	8,651	11,000	11,000
1 8036851001	Operating Special Assessment	659	647	599	660	660
1 8036910001	Sale of Scrap and Junk	278	15			
1 8036981001	Cashiers Over/Short	217	88-	4-	25	25
1 8036991005	Misc-Service Chrg-Returned C	2,610	3,800	2,640	2,200	2,200
Sub 080	Treasurer	2,675,236	3,098,033	3,258,153	3,166,435	3,050,500

2020 Final Budget
Expenditures
As of November 30, 2019

		2017 Actual	2018 Actual	2019 Current	2019 Budget	2020 Budget
Treasurer						
Salaries						
1 811001	Salaries & Wages	732,887	740,052	703,499	768,308	792,398
1 811002	Salaries-Overtime	16	224	141	2,000	2,000
1 811003	Salaries-Extra Help	2,004	2,383	1,689	4,684	3,000
1 811010	Accrued Annual Leave	1,318	2,467	3,672-		
Obj 001	Salaries	736,226	745,127	701,657	774,992	797,398
Personnel Benefits						
1 812002	Benefits-Direct	292,404	311,436	297,582	333,776	333,887
Obj 002	Personnel Benefits	292,404	311,436	297,582	333,776	333,887
Supplies						
1 813101	Office & Operating Supplies	24,536	27,848	20,001	25,000	25,000
1 813501	Small Tools & Minor Equipmen	6,609	10,088		5,050	5,000
1 813502	Computer Software				2,000	
1 813590	Small Attrac-Tracked Invento	8,788	1,939	1,523	15,000	6,440
Obj 003	Supplies	39,933	39,875	21,524	47,050	36,440
Other Services - Charges						
1 814101	Professional Services	20,720	25,630	16,688	30,000	30,000
1 814184	Prof Serv Armored Car	16,686	19,480	22,344	18,000	25,500
1 814191	Prof Serv-Purchasing Serv	3,416	3,757	3,597	3,924	4,214
1 814192	Prof Serv-Tech Services	136,216	140,991	153,139	167,061	153,160
1 814199	Prof Serv-DOS	19,948	20,502	19,809	21,610	22,718
1 814202	Communication-Postage	33,543	39,673	32,125	38,000	38,000
1 814219	Phone Charges-Allocated	1,267	1,166	1,069	1,166	1,166
1 814301	Travel	1,725	2,379	929	7,000	7,000
1 814401	Advertising	686	145	790	2,200	2,000
1 814501	Operating Rentals & Leases	992	1,008	1,402	2,500	2,500
1 814590	Rent-Facil Maint	55,410	55,410	50,793	55,410	55,410
1 814601	Insurance		4,250		5,000	5,000
1 814690	Insurance-Interfund	5,571	4,864	7,755	8,460	6,361
1 814801	Repairs & Maintenance	1,428	1,921	2,395	2,500	2,500
1 814901	Miscellaneous	3,245	4,115	3,891	7,000	7,000
1 814933	Misc-Banking Service Fees	23,441	14,691	2,681	44,000	36,500
Obj 004	Other Services - Charges	324,293	339,981	319,408	413,831	399,029
Capital Outlay						
1 816401	Machinery & Equipment	2,772				
Obj 006	Capital Outlay	2,772				
Fnc 081	Treasurer	1,395,629	1,436,419	1,340,171	1,569,649	1,566,754

Coroner

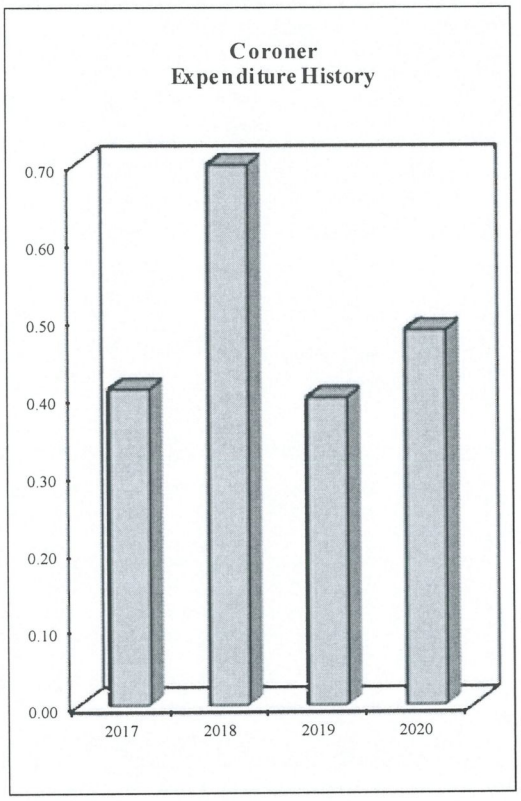

Expenditures	2017 Actual	2018 Actual	2019 Budget	2020 Budget
Salaries & Wages	178,364	185,758	189,669	194,444
Personnel Benefits	49,779	52,595	70,334	71,545
Supplies	21,256	7,827	20,671	20,571
Other Services & Charges	159,612	452,383	117,183	198,203
Total	409,011	698,563	397,857	484,763

Program Description:

It is the duty of the County Coroner to assume jurisdiction over all bodies of deceased persons who come to their deaths suddenly and without medical attendance. This applies to circumstances which indicate death was caused by unlawful or unnatural means or where a death occurs under suspicious circumstances. It also applies to cases where a Coroner's autopsy or inquest is to be held; or where death is by violence. The jurisdiction of the Coroner also extends to the body of a deceased who, although not physically seen by physician within 36 hours preceding death, was generally under a physician's care for a number of years prior to his death.

It is the Coroner's responsibility to equip and maintain the County Morgue.

Major Objectives:

Continue to provide quality death investigations through cooperation with police agencies, medical community, prosecutor and the funeral home industry.

Revenue/Expenditure Comment:

The State of Washington pays for 40% of all autopsy costs and reimburses the County semi-annually.

2020 Final Budget
Revenue
As of November 30, 2019

		2017 Actual	2018 Actual	2019 Current	2019 Budget	2020 Budget
Coroner						
REVENUES						
1 20033606921	Autopsy Cost Reimbursement	33,348	33,540	45,578	30,000	45,578
1 20036711001	Yakama Nations Legends Grant			14,000		
Sub 200 Coroner		33,348	33,540	59,578	30,000	45,578

2020 Final Budget
Expenditures
As of November 30, 2019

		2017 Actual	2018 Actual	2019 Current	2019 Budget	2020 Budget
Coroner						
Salaries						
1 2011001	Salaries & Wages	170,302	177,411	167,325	182,669	187,444
1 2011002	Salaries-Overtime	7,759	8,024	6,128	7,000	7,000
1 2011010	Accrued Annual Leave	303	323	1,048		
Obj 001	Salaries	178,364	185,758	174,500	189,669	194,444
Personnel Benefits						
1 2012002	Benefits-Direct	49,779	52,595	63,352	70,334	71,545
Obj 002	Personnel Benefits	49,779	52,595	63,352	70,334	71,545
Supplies						
1 2013101	Office & Operating Supplies	2,441	1,687	1,508	5,000	5,000
1 2013501	Small Tools & Minor Equipmen	4,153	303	476	3,571	3,571
1 2013590	Small Attrac-Tracked Invento			1,851		
Obj 003	Supplies	6,593	1,990	3,835	8,571	8,571
Other Services - Charges						
1 2014138	Prof Serv-Burials	450	4,600	2,561	8,681	8,681
1 2014191	Prof Serv-Purch Serv	2,607	1,674	1,630	1,778	1,926
1 2014192	Prof Serv-Tech Services	11,638	11,607	13,212	14,413	17,708
1 2014199	Prof Serv-DOS	7,205	7,533	7,035	7,675	8,067
1 2014201	Communication-Telephone			407		216
1 2014202	Communication-Postage	905	881	919	500	500
1 2014219	Phone Charges-Allocated	216	216	198	216	216
1 2014301	Travel			799	500	500
1 2014401	Advertising				235	235
1 2014501	Operating Rentals & Leases	11,778	13,237	18,116	12,000	12,000
1 2014590	Rent-Facil Maint	30,375	30,375	27,844	30,375	30,375
1 2014601	Insurance			340	232	
1 2014690	Insurance-Interfund	3,377	278,163	59,014-	64,379-	27,874
1 2014801	Repairs & Maintenance		21	70	1,000	1,000
1 2014901	Miscellaneous	1,038	1,740	1,389	5,278	8,905
Obj 004	Other Services - Charges	69,589	350,047	15,506	18,504	118,203
Fnc 201	Coroner	304,325	590,389	257,194	287,078	392,763
Autopsy Costs						
Supplies						
1 2023101	Office & Operating Supplies	14,663	5,838	5,293	12,100	12,000
Obj 003	Supplies	14,663	5,838	5,293	12,100	12,000

2020 Final Budget
Expenditures
As of November 30, 2019

		2017 Actual	2018 Actual	2019 Current	2019 Budget	2020 Budget
Coroner						
Autopsy Costs						
Other Services - Charges						
1 2024101	Prof Serv-Doctors	82,503	97,886	72,250	88,679	70,000
1 2024102	Prof Serv-Xrays	7,520	4,450	6,479	10,000	10,000
1 2024301	Travel			250		
Obj 004	Other Services - Charges	90,023	102,336	78,979	98,679	80,000
Fnc 202	Autopsy Costs	104,686	108,174	84,272	110,779	92,000
Sub 200	Coroner	409,010	698,563	341,465	397,857	484,763

Sheriff

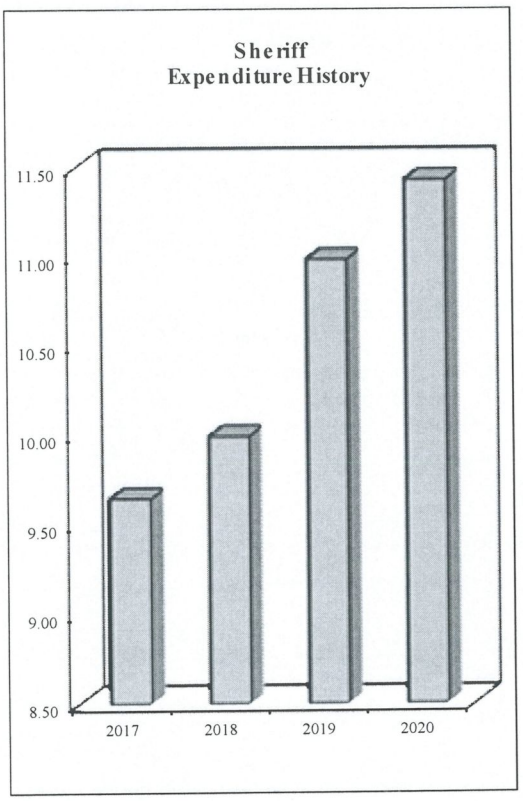

Expenditures	2017 Actual	2018 Actual	2019 Budget	2020 Budget
Salaries & Wages	5,158,930	5,191,320	5,505,266	5,715,370
Personnel Benefits	2,179,143	2,258,297	2,426,996	2,417,534
Supplies	283,400	307,868	266,317	230,069
Other Services & Charges	2,022,677	2,232,914	2,781,490	3,061,363
Total	9,644,150	9,990,399	10,980,069	11,424,336

Program Description:

"The Sheriff is the chief executive officer and conservator of the peace of the county." The functions of the Sheriff's Office primarily fall into three categories: law enforcement, civil process, and emergency operation.

Major Objectives:

- Respond as quickly as possible to calls for service.
- Provide quality investigations and follow-up.
- Serve civil papers and warrants.
- Enhance community policing/problem solving.
- Provide directed traffic enforcement.

Revenue/Expenditure Comment:

Recent county wide revenue short falls have impacted the Sheriff's Office. Focus will be on those services most vital to public safety.

2020 Final Budget
Revenue
As of November 30, 2019

		2017 Actual	2018 Actual	2019 Current	2019 Budget	2020 Budget
Sheriff						
REVENUES						
1 21032130002	Kennel License	4,755	4,320	460		
1 21032230001	Dog Licenses	28,767	16,797	5,618	22,700	10,000
1 21034522001	Intergov-Animal Control	572	648	566	648	648
1 21034523001	Animal Control Fees	250		150		
1 21035690101	County Dog Violation	436	610	94	300	
1 21036711001	Donations From Private Sourc	6				
1 22032290003	Pistol Permits	50,986	61,078	46,003	42,000	42,000
1 22032290004	Alien Fire Arms	100		66		
1 22033116591	Local Law Enforce Block Gran		10,515		10,754	
1 22033210701	National Agriculture Library	15,036	42,605	12,740	15,000	15,000
1 22033316588	STOP Violence Against Women	26,960	24,303	21,869	26,960	
1 22033316738	Edward Bryne Memorial Task	58,586				
1 22033320600	State & Community Hwy Safety	1,530	409		5,000	5,000
1 22033320616	Nat'l Safety Prog DOT	6,003	6,531	1,516		
1 22033401305	State Auto Theft Grant	75,242				
1 22034135001	Other Statutory Cert/Copy Fe	27-				
1 22034135002	Records Checks	165	180	60		
1 22034181001	Copies	9,777	3,312	2,134	3,000	2,600
1 22034210007	Law Enforcement-County Road	448,000	448,000	419,269	512,000	512,000
1 22034210008	Law Enforcement-Civil Fees	105,551	88,620	88,189	90,000	90,000
1 22034210009	Law Enforcement-Other	4,528	15,282	16,973	14,954	1,000
1 22034210020	Police Service-Harrah	54,515	51,971	51,971	56,695	56,695
1 22034210021	Police Service-Naches	74,895	84,973	74,259	85,621	89,790
1 22034210022	Police Service-Tieton	9,519	9,709	8,124	9,709	10,832
1 22034210023	Police Service-Moxee	19,021	19,402	16,734	19,402	22,312
1 22034210024	Police Service-Forrest Serv	56,760	110,130	28,989	56,760	56,760
1 22034210026	Police Service-Selah	50,041	52,042	44,886	52,042	59,848
1 22034210200	Resident/Address Verify	202,860	204,531	103,275	200,000	200,000
1 22034210201	Sex Offender Verification	4,896	5,696	4,384	6,000	6,000
1 22034210203	US Marshall	41,737	31,419	53,849	50,959	15,000
1 22034210301	School Resource Prog	19,414	95,008	55,257	82,283	82,283
1 22034210302	School Resource Wapato			20,979	21,000	100,751
1 22034280001	Intergov Comm Serv-Granger	36,300	37,389	28,042	37,389	37,389
1 22034280002	Intergov Comm Serv-Wapato	56,897	58,603	43,953	58,603	58,603
1 22034280003	Intergov Comm Serv-Mabton	21,032	16,247	10,831	21,662	21,662
1 22034280010	Dispatch - County Rd	2,562	2,665	2,298	2,665	3,064
1 22035724001	Enforcement Fees-Sup Crt	2,586	1,868	809		
1 22035734001	Dist Crt-Sheriffs' Costs	553	496	436	500	500
1 22036910001	Sale of Scrap and Junk	10	27	195		
1 22036981001	Cashiers Over/Short	22	53	3		
1 22036991001	Other Misc Revenue	8,360	10,289	21,237	7,500	7,500
1 22036991012	Misc-Vol Reserve Officers	270-				
1 22036991013	Misc-Insurance Reimbursement	673		13,134	13,134	
1 22036991040	Misc-Livestock		2			
1 22036991044	Misc-Court Ordered Revenue	16,776	13,600	8,525	15,000	10,800
1 22036991045	Misc Revenue - LEAD	34,603	14,046	37,774	18,042	18,343
1 22039500001	C Insurance Recoveries		11,616			

2020 Final Budget
Revenue
As of November 30, 2019

			2017 Actual	2018 Actual	2019 Current	2019 Budget	2020 Budget
1	22039520001	Comp Loss/Impairment Insur	5,216				
Sub 220	Sheriff		1,556,202	1,554,992	1,245,651	1,558,282	1,536,380

2020 Final Budget
Expenditures
As of November 30, 2019

		2017 Actual	2018 Actual	2019 Current	2019 Budget	2020 Budget
Sheriff						
Administration						
Reclassification & Cost Alloc.						
1 2800101	Oper Trans Out - Buena	30,163	29,163	1,706	28,413	27,663
Obj 000	Reclassification & Cost Alloc.	30,163	29,163	1,706	28,413	27,663
Salaries						
1 2801001	Salaries & Wages	392,346	408,085	385,324	408,301	520,842
1 2801002	Salaries-Overtime			2,637		
1 2801010	Accrued Annual Leave	9,055	1,477	1,551-		
Obj 001	Salaries	401,401	409,563	386,411	408,301	520,842
Personnel Benefits						
1 2802002	Benefits-Direct	112,908	135,200	122,444	151,220	183,136
1 2802004	Benefits-Bank Accruals	38	462-	4,118		
1 2802009	Benefits-Uniform Cleaning	164	6	11		
1 2802014	Benefits-Uniforms	6,115	7,845	5,756	1,000	1,000
Obj 002	Personnel Benefits	119,226	142,589	132,329	152,220	184,136
Supplies						
1 2803101	Office & Operating Supplies	19,219	17,668	24,047	10,000	20,312
1 2803104	Printing	1,334	626	1,411	1,500	1,650
1 2803115	C Other Items	60	25			
1 2803117	Ammunition		4,522	655	752	893
1 2803199	Misc Supplies	749	334	40	500	500
1 2803201	Fuel Consumed	479	438	338	500	500
1 2803501	Small Tools & Minor Equipmen	540	1,678	368	11,000	11,000
1 2803502	Computer Software	2				
1 2803590	Small Attract Computer/Monit	2,532		3,478	26,000	26,000
Obj 003	Supplies	24,916	25,291	30,337	50,252	60,855
Other Services - Charges						
1 2804101	Professional Services	27,623	11,860	14,503	2,303	4,550
1 2804164	Prof Serv Psychological	450	450	450		
1 2804177	Prof Serv-Polygraph	700		175		
1 2804191	Prof Serv-Purchasing	41,693	46,863	45,775	49,936	54,196
1 2804192	Prof Serv-Tech Services	410,050	436,175	482,708	526,590	633,824
1 2804197	Prof Serv-Physical Eval	1,587	1,473			
1 2804198	Prof Serv-GIS	18,220	18,720	17,572	19,169	19,936
1 2804201	Communications-Telephone	5,446	17,333	11,161	15,652	15,652
1 2804202	Communications-Postage	5,119	6,506	5,904	4,500	6,000
1 2804219	Phone Charges-Allocated	8,124	9,348	8,569	9,348	9,348
1 2804301	Travel	382	714	3,188	2,000	2,500
1 2804305	Travel Training	2,103	5,079	3,305	5,000	5,000

2020 Final Budget
Expenditures
As of November 30, 2019

		2017 Actual	2018 Actual	2019 Current	2019 Budget	2020 Budget
Sheriff						
Administration						
Other Services - Charges						
1 2804401	Advertising	2,072	1,695	600	500	1,000
1 2804501	Operating Rental & Leases	180,743	174,468	9,598	13,000	19,000
1 2804520	Leased Assets	3,128	5,827	932	2,000	2,000
1 2804590	Rent-Facilities Maint	27,880	26,980	487,227	529,360	536,050
1 2804601	Insurance		163	362		
1 2804690	Insurance-Interfund	353,018	382,552	568,890	620,607	527,174
1 2804701	Utilities-Services	37,450	33,211	1,949		
1 2804801	Repairs Maintenance	9,708	25,117	20,595	15,000	107,000
1 2804806	Veh Repair & Maintenance	8,215	3,195	1,415	1,000	
1 2804811	Towing Non County		25			
1 2804901	Miscellaneous	16,618	4,548	5,783	708	26,823
1 2804924	Misc-Tuition/Fees	3,684	4,497	2,079	3,500	3,500
Obj 004	Other Services - Charges	1,164,013	1,216,797	1,692,737	1,820,173	1,973,553
Fnc 280	Administration	1,739,718	1,823,402	2,243,520	2,459,359	2,767,049
Animal Control						
Salaries						
1 2811001	Salaries & Wages	86,670	57,519	46,287	51,004	51,086
1 2811002	Salaries-Overtime	547	64	219	500	500
1 2811010	Accrued Annual Leave	2,154-	53			
Obj 001	Salaries	85,063	57,636	46,506	51,504	51,586
Personnel Benefits						
1 2812002	Benefits-Direct	43,617	28,235	22,548	24,765	24,389
1 2812004	Benefits-Bank Accruals	3,725	880	292		
1 2812014	Benefits-Uniforms	660	915	97	500	500
Obj 002	Personnel Benefits	48,001	30,029	22,937	25,265	24,889
Supplies						
1 2813101	Office & Operating Supplies	661		727		700
1 2813104	Printing	198	242	52	500	500
1 2813117	Ammunition		370	437	388	306
1 2813199	Misc Supplies				250	
1 2813201	Fuel Consumed	2,497	528			
1 2813501	Small Tools & Minor Equipmen			1,106		
1 2813590	Small Attract Computer/Monit			1,575		
Obj 003	Supplies	3,355	1,141	3,897	1,138	1,506
Other Services - Charges						
1 2814101	Professional Services	1,315	310	770	2,000	1,000

2020 Final Budget
Expenditures
As of November 30, 2019

		2017 Actual	2018 Actual	2019 Current	2019 Budget	2020 Budget
Sheriff						
Animal Control						
Other Services - Charges						
1 2814201	Communications-Telephone	2,567	1,736	1,263	2,250	2,250
1 2814202	Communications-Postage	534	73	46	500	500
1 2814501	Operating Rental & Leases	14,038	16,222	10,836	10,062	13,000
1 2814806	Veh Repair & Maintenance	2,199	184	82	250	200
Obj 004	Other Services - Charges	20,652	18,524	12,997	15,062	16,950
Fnc 281	Animal Control	157,072	107,330	86,336	92,969	94,931
Civil						
Salaries						
1 2821001	Salaries & Wages	438,026	436,473	367,045	472,760	332,626
1 2821002	Salaries-Overtime	24,087	34,717	27,130	7,000	7,000
1 2821010	Accrued Annual Leave	4,552-	4,052	11,262-		
Obj 001	Salaries	457,561	475,242	382,913	479,760	339,626
Personnel Benefits						
1 2822002	Benefits-Direct	194,537	203,170	173,943	221,684	154,007
1 2822004	Benefits-Bank Accruals	5,439	51-	4,699		
1 2822009	Benefits-Uniform Cleaning	575	705	523	675	
1 2822014	Benefits-Uniforms	3,402	4,680	1,737	850	850
Obj 002	Personnel Benefits	203,953	208,505	180,902	223,209	154,857
Supplies						
1 2823101	Office & Operating Supplies	11,970	11,728	8,548	5,000	5,000
1 2823104	Printing	1,360	3,044	934	2,000	2,000
1 2823117	Ammunition	31	185	218	376	306
1 2823199	Misc Supplies	600	250	10	500	500
1 2823201	Fuel Consumed	6,875	7,364	5,691		6,000
1 2823501	Small Tools & Minor Equipmen	823	9,621	46		
1 2823502	Computer Software	162		703		
1 2823590	Small Attract Computer/Monit	1,647	967	2,409		1,500
Obj 003	Supplies	23,468	33,161	18,558	7,876	15,306
Other Services - Charges						
1 2824101	Professional Services	4,331	2,689	1,704	3,000	3,000
1 2824201	Communications-Telephone	7,595	2,664	3,306	3,000	3,000
1 2824202	Communications-Postage	823	854	1,201	800	800
1 2824301	Travel	227		20		
1 2824305	Travel Training	5,928	6,576	3,583	2,500	2,500
1 2824401	Advertising		992			
1 2824501	Operating Rental & Leases	21,351	23,412	16,421	24,600	30,000

2020 Final Budget
Expenditures
As of November 30, 2019

		2017 Actual	2018 Actual	2019 Current	2019 Budget	2020 Budget
Sheriff						
Civil						
Other Services - Charges						
1 2824520	Leased Assets	3,229	4,914	1,869	3,600	1,400
1 2824601	Insurance		277			
1 2824801	Repairs Maintenance	865	1,450	1,035	500	500
1 2824806	Veh Repair & Maintenance	7,557	6,903	2,391	500	200
1 2824901	Miscellaneous	35	252	854	500	
1 2824924	Misc-Tuition/Fees	2,611	2,205	826	1,200	1,200
Obj 004	Other Services - Charges	54,553	53,186	33,209	40,200	42,600
Capital Outlay						
1 2826401	Machinery & Equipment	5,004				
Obj 006	Capital Outlay	5,004				
Fnc 282	Civil	744,540	770,094	615,582	751,045	552,389
Detective						
Salaries						
1 2841001	Salaries & Wages	275,402	281,610	339,549	300,848	406,015
1 2841002	Salaries-Overtime	24,761	10,979	28,243	10,000	10,000
1 2841010	Accrued Annual Leave	1,348	17,730	16,218		
Obj 001	Salaries	301,512	310,319	384,010	310,848	416,015
Personnel Benefits						
1 2842002	Benefits-Direct	120,947	117,686	139,484	128,485	172,107
1 2842004	Benefits-Bank Accruals	12,419	13,991	7,023		
1 2842009	Benefits-Uniform Cleaning		11			
1 2842014	Benefits-Uniforms	239	836	1,581		
Obj 002	Personnel Benefits	133,606	132,524	148,088	128,485	172,107
Supplies						
1 2843101	Office & Operating Supplies	3,695	2,603	4,570	1,600	2,000
1 2843104	Printing	213	830	268	200	400
1 2843117	Ammunition		1,033	655	940	893
1 2843199	Misc Supplies	20		30	500	500
1 2843201	Fuel Consumed	4,370	6,796	4,828	6,500	5,000
1 2843501	Small Tools & Minor Equipmen	260	458			
1 2843502	Computer Software		38	505		
1 2843590	Small Attract Computer/Monit		7,696		2,500	1,000
Obj 003	Supplies	8,557	19,453	10,856	12,240	9,793

2020 Final Budget
Expenditures
As of November 30, 2019

		2017 Actual	2018 Actual	2019 Current	2019 Budget	2020 Budget
Sheriff						
Detective						
Other Services - Charges						
1 2844101	Professional Services	4,634	2,139	2,943	4,000	4,000
1 2844177	Prof Serv-Polygraph	525	525		525	525
1 2844201	Communications-Telephone	4,241	4,100	4,395	3,500	3,500
1 2844202	Communications-Postage		2			
1 2844301	Travel	1,735	3,583	2,600	3,500	3,500
1 2844305	Travel-Training	1,757	3,062	3,286	4,775	4,775
1 2844501	Operating Rental & Leases	19,970	22,617	25,821	20,000	28,100
1 2844801	Repairs & Maint	65				
1 2844806	Veh Repair & Maintenance	8,000	7,714	5,540	5,000	
1 2844811	Towing Non County	218				
1 2844901	Miscellaneous	172	40		2,675	2,675
1 2844924	Misc-Tuition/Fees		494	1,679	4,000	4,000
1 28424301	Travel		208			
1 28424305	Travel Training	6,978	6,949	5,350		
1 28424901	Miscellaneous	13,975	13,294	9,795		
1 28424924	Misc-Tuition/Fees	5,122	3,200	3,035		
Obj 004	Other Services - Charges	67,391	67,926	64,444	47,975	51,075
Fnc 284	Detective	511,066	530,222	607,398	499,548	648,990
Dispatch						
Salaries						
1 2851001	Salaries & Wages	387,675	350,600	400,273	457,039	464,304
1 2851002	Salaries-Overtime	71,351	133,364	81,106	64,000	64,000
1 2851003	Salaries-Extra Help		1,336			
1 2851010	Accrued Annual Leave	46	4,481	1,084-		
Obj 001	Salaries	459,073	489,781	480,294	521,039	528,304
Personnel Benefits						
1 2852002	Benefits-Direct	176,892	188,703	206,654	212,353	210,104
1 2852004	Benefits-Bank Accruals	6,950	4,513	450-		
1 2852009	Benefits-Uniform Cleaning	46	10			
1 2852014	Benefits-Uniforms	560	2,511	2,654	2,000	2,000
Obj 002	Personnel Benefits	184,448	195,737	208,858	214,353	212,104
Supplies						
1 2853101	Office & Operating Supplies	6,774	12,870	2,337	1,000	1,400
1 2853104	Printing		751	519	700	500
1 2853199	Misc Supplies	442	552	511	500	500
1 2853201	Fuel Consumed	157	44		300	150
1 2853501	Small Tools & Minor Equipmen	649	9,610		1,000	500
1 2853502	Computer Software			204		

2020 Final Budget
Expenditures
As of November 30, 2019

		2017 Actual	2018 Actual	2019 Current	2019 Budget	2020 Budget
Sheriff						
Dispatch						
Supplies						
1 2853590	Small Attract Computer/Monit		400	973		1,500
Obj 003	Supplies	8,023	24,227	4,544	3,500	4,550
Other Services - Charges						
1 2854101	Professional Services	3,806	1,937	3,150		900
1 2854164	Prof Serv-Psychological Eval	2,250	3,150		900	
1 2854177	Prof Serv-Polygraph	525	1,225		350	
1 2854201	Communications-Telephone	16,945	11,635	9,599	18,388	18,388
1 2854305	Travel Training	3,936	1,604	3,475	1,900	1,900
1 2854401	Advertising	907	125		500	
1 2854501	Operating Rental & Leases	17,378	22,474	14,037	14,822	16,931
1 2854520	Leased Assets	427	707	661	500	1,000
1 2854701	Utilities-Services	298		829		600
1 2854801	Repair -Maintenance	127	168	94		
1 2854806	Veh Repair & Maintenance	86				
1 2854808	Comm Equip Maintenance	38,656	35,028	31,323	37,000	47,467
1 2854901	Miscellaneous	237	291	92	250	
1 2854924	Misc Training			1,593	1,000	1,000
Obj 004	Other Services - Charges	85,578	78,345	64,853	75,610	88,186
Fnc 285	Dispatch	737,122	788,090	758,550	814,502	833,144
Financial						
Salaries						
1 2861001	Salaries & Wages	121,011	131,958	121,463	135,168	138,141
1 2861002	Salaries-Overtime	5,063	6,371	4,325	3,000	3,000
1 2861010	Accrued Annual Leave	902-	2,080	1,210		
Obj 001	Salaries	125,172	140,410	126,997	138,168	141,141
Personnel Benefits						
1 2862002	Benefits-Direct	54,518	62,821	58,496	63,946	62,789
1 2862004	Benefits-Bank Accruals	285	592-	447-		
1 2862009	Benefits-Uniform Cleaning	109				
1 2862014	Benefits-Uniforms	57	115	752	500	500
Obj 002	Personnel Benefits	54,968	62,343	58,801	64,446	63,289
Supplies						
1 2863101	Office & Operating Supplies	2,811	1,428	2,425	1,500	1,500
1 2863104	Printing	304	130		250	250
1 2863199	Misc Supplies	240			500	500
1 2863201	Fuel Consumed	292	317	249		300

2020 Final Budget
Expenditures
As of November 30, 2019

		2017 Actual	2018 Actual	2019 Current	2019 Budget	2020 Budget
Sheriff						
Financial						
Supplies						
1 2863501	Small Tools & Minor Equipmen		1,246			
1 2863590	Small Attract Computer/Monit			2,602	500	500
Obj 003	Supplies	3,647	3,122	5,276	2,750	3,050
Other Services - Charges						
1 2864164	Prof Serv-Psychological Eval	450				
1 2864201	Communications-Telephone	520	503	400	500	500
1 2864301	Travel		65			
1 2864305	Travel-Training	695	1,356		2,000	2,000
1 2864401	Advertising	737				
1 2864601	Insurance		135			
1 2864806	Veh Repair & Maintenance			516		
1 2864901	Miscellaneous	33	404		500	
1 2864924	Misc-Training	1,367	1,109	299	1,000	1,000
Obj 004	Other Services - Charges	3,802	3,571	1,215	4,000	3,500
Fnc 286	Financial	187,589	209,447	192,291	209,364	210,980
Lead Task Force						
Salaries						
1 2871001	Salaries & Wages	145,355	110,873	112,473	111,771	125,934
1 2871002	Salaries-Overtime	25,581	27,414	31,365	8,500	8,500
1 2871010	Accrued Annual Leave	821	2,114-	307		
Obj 001	Salaries	171,757	136,173	144,145	120,271	134,434
Personnel Benefits						
1 2872002	Benefits-Direct	63,572	52,620	48,744	72,932	64,122
1 2872004	Benefits-Bank Accruals	5,396	3,970	8,726-		
1 2872009	Benefits-Uniform Cleaning			60		
1 2872014	Benefits-Uniforms	32		156		
Obj 002	Personnel Benefits	69,000	56,590	40,234	72,932	64,122
Supplies						
1 2873115	C Books- School	14				
1 2873117	Ammunition		185	218	376	306
1 2873201	Fuel Consumed	5,117	6,721	4,858	3,500	7,000
Obj 003	Supplies	5,131	6,906	5,077	3,876	7,306
Other Services - Charges						
1 2874101	Professional Services		9			

2020 Final Budget
Expenditures
As of November 30, 2019

		2017 Actual	2018 Actual	2019 Current	2019 Budget	2020 Budget
Sheriff						
Lead Task Force						
Other Services - Charges						
1 2874201	Communications-Telephone			138		
1 2874501	Operating Rental & Leases			6,055		
1 2874806	Veh Repair & Maintenance	259	92	96	1,000	
1 2874924	Misc-Tuition/Fees	75				
Obj 004	Other Services - Charges	334	101	6,289	1,000	
Capital Outlay						
1 2876401	Machinery & Equipment		5,000			
Obj 006	Capital Outlay		5,000			
Fnc 287	Lead Task Force	246,222	204,770	195,745	198,079	205,862
Lower Valley Patrol						
Salaries						
1 2881001	Salaries & Wages	988,017	966,658	1,076,986	1,044,116	1,289,015
1 2881002	Salaries-Overtime	77,321	90,485	95,766	38,954	34,500
1 2881010	Accrued Annual Leave	6,020	18,204	12,315		
Obj 001	Salaries	1,071,358	1,075,346	1,185,067	1,083,070	1,323,515
Personnel Benefits						
1 2882002	Benefits-Direct	413,672	413,408	446,165	447,496	558,912
1 2882004	Benefits-Bank Accruals	51,378	45,075	66,028		
1 2882009	Benefits-Uniform Cleaning		19	128		
1 2882014	Benefits-Uniforms	11,666	4,232	5,344	8,250	8,250
Obj 002	Personnel Benefits	476,716	462,734	517,666	455,746	567,162
Supplies						
1 2883101	Office & Operating Supplies	6,285	5,182	5,005	5,000	5,000
1 2883104	Printing	1,691	437	400	1,000	1,100
1 2883117	Ammunition		2,778	3,274	3,528	3,902
1 2883199	Misc Supplies			10		
1 2883201	Fuel Consumed	64,334	48,037	12,918	30,000	10,000
1 2883501	Small Tools & Minor Equipmen	1,233	5,213	6,570	6,000	6,000
1 2883590	Small Attract Computer/Monit	4,230	8,389	16,721	7,000	14,000
Obj 003	Supplies	77,773	70,035	44,898	52,528	40,002
Other Services - Charges						
1 2884101	Professional Services	10,556	7,163	4,587	2,400	3,800
1 2884164	Prof Serv-Psychological Eval	900	450		450	900
1 2884177	Prof Serv-Polygraph	175			175	350

2020 Final Budget
Expenditures
As of November 30, 2019

		2017 Actual	2018 Actual	2019 Current	2019 Budget	2020 Budget
Sheriff						
Lower Valley Patrol						
Other Services - Charges						
1 2884197	Prof Serv-Physical Eval	3,174	1,422		1,500	
1 2884201	Communications-Telephone	19,819	15,012	15,696	17,000	17,000
1 2884202	Communications-Postage		88	22		
1 2884305	Travel Training	1,927	7,934	1,156	10,000	22,125
1 2884401	Advertising	913	313			650
1 2884501	Operating Rental & Leases	135,174	206,833	274,816	204,418	301,000
1 2884520	Leased Assets	846	1,289	1,140	1,000	1,520
1 2884701	Utilities-Services	4,919	4,756			
1 2884801	Repairs & Maintenance	3,569	712	721	2,200	2,200
1 2884806	Veh Repair & Maintenance	36,629	40,513	72,838	36,234	10,000
1 2884811	Towing Non County	172	2,879		500	500
1 2884901	Miscellaneous	1,766	1,710	343	1,500	750
1 2884924	Misc-Tuition/Fees	8,255	1,327	1,618	2,000	17,398
Obj 004	Other Services - Charges	228,795	292,399	372,935	279,377	378,193
Intergovernmental Services						
1 2885101		61	60			
Obj 005	Intergovernmental Services	61	60			
Fnc 288	Lower Valley Patrol	1,854,703	1,900,574	2,120,566	1,870,721	2,308,872
Pass Patrol						
Salaries						
1 2891001	Salaries & Wages	73,074	73,575	73,445	78,645	83,251
1 2891002	Salaries-Overtime	9,017	13,336	5,254	3,000	3,000
1 2891010	Accrued Annual Leave	461	188-	239		
Obj 001	Salaries	82,552	86,724	78,938	81,645	86,251
Personnel Benefits						
1 2892002	Benefits-Direct	24,190	36,667	34,948	41,331	42,033
1 2892004	Benefits-Bank Accruals	4,280	3,307	3,697		
1 2892009	Benefits-Uniform Cleaning	11				
1 2892014	Benefits-Uniforms		130	111	100	500
Obj 002	Personnel Benefits	28,481	40,104	38,757	41,431	42,533
Supplies						
1 2893101	Office & Operating Supplies	61	124	291	100	100
1 2893104	Printing		33		100	100
1 2893117	Ammunition		185	218	376	306
1 2893199	Misc Supplies				100	
1 2893201	Fuel Consumed	2,996	5,512	3,147	5,000	500

2020 Final Budget
Expenditures
As of November 30, 2019

		2017 Actual	2018 Actual	2019 Current	2019 Budget	2020 Budget
Sheriff						
Pass Patrol						
Obj 003	Supplies	3,057	5,854	3,656	5,676	1,006
Other Services - Charges						
1 2894201	Communications-Telephone	2,799	2,504	2,216	2,500	2,500
1 2894305	Travel-Training			668	500	500
1 2894501	Operating Rental & Leases	4,356	6,642	5,607	6,000	18,000
1 2894806	Veh Repair & Maintenance	1,480	2,086	606	1,500	
1 2894808	Comm Equip Maintenance	290				
1 2894811	Towing Non County		947			
1 2894924	Misc-Tuition/Fees				250	
Obj 004	Other Services - Charges	8,926	12,178	9,098	10,750	21,000
Fnc 289	Pass Patrol	123,015	144,860	130,449	139,502	150,790
Special Operations						
Salaries						
1 2901001	Salaries & Wages	92,585	92,770	93,156	100,736	105,091
1 2901002	Salaries-Overtime	14,383	17,939	11,278	8,000	8,000
1 2901010	Accrued Annual Leave	4,837-	1,162	1,890		
1 29021002	Salaries-Overtime	677				
1 29031001	Salaries & Wages	368				
1 29031002	Salaries-Overtime	4,588	5,109	4,392		
Obj 001	Salaries	107,763	116,980	110,716	108,736	113,091
Personnel Benefits						
1 2902002	Benefits-Direct	31,841	34,430	31,693	37,121	37,905
1 2902004	Benefits-Bank Accruals	4,435	5,653	3,178		
1 2902009	Benefits-Uniform Cleaning		10	10		
1 2902014	Benefits-Uniforms		261	111		
1 29032002	Benefits-Direct	774	812	713		
Obj 002	Personnel Benefits	37,050	41,166	35,706	37,121	37,905
Supplies						
1 2903101	Office & Operating Supplies	3,648	3,092	2,744	2,000	2,000
1 2903104	Printing	39	979	1,206	200	200
1 2903117	Ammunition		185	218	376	306
1 2903199	Misc Supplies	50	10			
1 2903201	Fuel Consumed	5,320	7,927	6,861	7,000	7,000
1 2903501	Small Tools & Minor Equipmen	4,626	126		500	500
1 2903502	Computer Software	360				
1 2903590	Small Attract Computer/Monit	606	1,323		3,000	3,000
1 29043101	Office & Operating Supplies			372		

2020 Final Budget
Expenditures
As of November 30, 2019

		2017 Actual	2018 Actual	2019 Current	2019 Budget	2020 Budget
Sheriff						
Special Operations						
Obj 003	Supplies	14,650	13,643	11,401	13,076	13,006
Other Services - Charges						
1 2904101	Professional Services	11		401		
1 2904201	Communications-Telephone	3,801	3,221	2,287	3,200	3,200
1 2904305	Travel-Training	768			500	500
1 2904501	Operating Rental & Leases	2,016	8,423	7,793	5,600	6,000
1 2904520	Leased Assets	369	580	580	400	1,000
1 2904701	Utilities-Services	931	1,019		1,000	
1 2904801	Repairs & Maintenance	49	371	15	1,000	1,000
1 2904806	Veh Repair & Maintenance	15,281	23,237	10,390	4,000	2,000
1 2904808	Comm Equip Maintenance	27				
1 2904901	Miscellaneous	311	3,365	652	1,500	1,500
1 2904924	Misc-Travel	45	999	89	500	
Obj 004	Other Services - Charges	23,609	41,214	22,208	17,700	15,200
Fnc 290	Special Operations	183,071	213,004	180,032	176,633	179,202
Upper Valley Patrol						
Salaries						
1 2911001	Salaries & Wages	1,208,644	1,194,336	1,051,658	1,462,680	1,301,789
1 2911002	Salaries-Overtime	101,330	98,365	71,435	39,000	34,500
1 2911010	Accrued Annual Leave	21,968	17,347-	2,483-		
Obj 001	Salaries	1,331,942	1,275,354	1,120,609	1,501,680	1,336,289
Personnel Benefits						
1 2912002	Benefits-Direct	514,331	533,881	434,856	718,294	580,906
1 2912004	Benefits-Bank Accruals	56,281	54,980	27,492		
1 2912009	Benefits-Uniform Cleaning	69	25	42	200	
1 2912014	Benefits-Uniforms	8,858	2,773	13,520	8,250	9,500
Obj 002	Personnel Benefits	579,540	591,659	475,910	726,744	590,406
Supplies						
1 2913101	Office & Operating Supplies	9,196	6,499	9,824	5,000	5,000
1 2913104	Printing	2,250	153	404	1,500	1,650
1 2913117	Ammunition	5,314	2,963	5,004	5,264	4,794
1 2913199	Misc Supplies	2,607				
1 2913201	Fuel Consumed	42,858	35,521	29,258	30,000	5,000
1 2913501	Small Tools & Minor Equipmen	4,871	1,329	12,803	5,500	6,000
1 2913590	Small Attract Computer/Monit	3,981	18,619	14,314	34,587	14,000
Obj 003	Supplies	71,076	65,084	71,606	81,851	36,444

2020 Final Budget
Expenditures
As of November 30, 2019

		2017 Actual	2018 Actual	2019 Current	2019 Budget	2020 Budget
Sheriff						
Upper Valley Patrol						
Other Services - Charges						
1 2914101	Professional Services	4,180	4,610	4,244	7,000	5,420
1 2914164	Prof Serv-Psychological Eval	450	1,350	450	450	900
1 2914177	Prof Serv-Polygraph		700	175	175	350
1 2914197	Prof Serv-Physical Eval		2,914	1,577	1,500	
1 2914201	Communications-Telephone	21,844	16,765	15,024	15,000	15,000
1 2914202	Communications-Postage		30			
1 2914301	Travel	514	547	738		
1 2914305	Travel-Training	7,284	1,572	1,037	5,000	17,125
1 2914401	Advertising	625	313		1,250	650
1 2914501	Operating Rental & Leases	129,691	171,104	140,433	214,305	231,000
1 2914520	Leased Assets	435	685	614	600	1,000
1 2914801	Repairs & Maintenance	1,811	161	64		
1 2914806	Veh Repair & Maintenance	29,787	38,612	31,695	20,000	10,000
1 2914811	Towing	418	689	58	500	500
1 2914901	Miscellaneous	233	163	338	50	250
1 2914924	Misc-Tuition/Fees	7,840	8,826	3,954	2,000	17,398
Obj 004	Other Services - Charges	205,111	249,041	200,402	267,830	299,593
Fnc 291	Upper Valley Patrol	2,187,669	2,181,137	1,868,527	2,578,105	2,262,732
Violent Crimes Task Force						
Salaries						
1 2921001	Salaries & Wages	90,073	90,069	143,781	179,941	183,383
1 2921002	Salaries-Overtime	6,616	5,126	11,269	50,959	15,000
1 2921010	Accrued Annual Leave	12,819-		362		
1 29231002	Salaries-Overtime	36,017	31,588	38,986		
Obj 001	Salaries	119,887	126,784	194,398	230,900	198,383
Personnel Benefits						
1 2922002	Benefits-Direct	32,747	34,542	64,819	78,548	86,957
1 2922004	Benefits-Bank Accruals	3,853	4,802	15,610		
1 2922014	Benefits-Uniforms	529	1,840	4,233		
Obj 002	Personnel Benefits	37,129	41,185	84,661	78,548	86,957
Supplies						
1 2923101	Office & Operating Supplies	177	928	773	600	622
1 2923104	Printing		33	136		150
1 2923117	Ammunition		185	437	376	612
1 2923201	Fuel Consumed	5,440	5,760	5,662	5,500	5,500
1 2923501	Small Tools & Minor Equipmen		556	1,384		500
1 2923590	Small Attract Computer/Monit		2,584	1,575		
1 29233101	Office & Operating Supplies	833-				

2020 Final Budget
Expenditures
As of November 30, 2019

		2017 Actual	2018 Actual	2019 Current	2019 Budget	2020 Budget
Sheriff						
Violent Crimes Task Force						
Supplies						
1 29233501	Small Tools & Minor Equipmen		154			
Obj 003	Supplies	4,784	10,199	9,967	6,476	7,384
Other Services - Charges						
1 2924101	Professional Services			74		
1 2924201	Communications-Telephone	2,353	1,735	1,381	2,800	2,800
1 2924305	Travel-Training	357			500	
1 2924520	Leased Assets	412	597	622		500
1 2924801	Repairs & Maintenance	1,379	146			
1 2924806	Veh Repair & Maintenance	4,509	7,398	15,980	6,000	7,000
1 2924811	Towing	184				
1 2924901	Miscellaneous	24	127	113	350	250
1 2924924	Misc-Training			139	500	500
1 29234801	Repair & Maintenance	421				
1 29234806	Veh Repair	99	78			
Obj 004	Other Services - Charges	9,738	10,081	18,309	10,150	11,050
Fnc 292	Violent Crimes Task Force	171,538	188,249	307,335	326,074	303,774
Auto Theft						
Salaries						
1 2931001	Salaries & Wages	74,284	74,881			
1 2931002	Salaries-Overtime	83	1,353			
1 2931010	Accrued Annual Leave	333				
Obj 001	Salaries	74,700	76,234			
Personnel Benefits						
1 2932002	Benefits-Direct	36,586	39,742			
1 2932004	Benefits-Bank Accruals	3,779	3,515			
Obj 002	Personnel Benefits	40,365	43,257			
Supplies						
1 2933117	Ammunition		185			
1 2933201	Fuel Consumed	19				
Obj 003	Supplies	19	185			
Other Services - Charges						
1 2934201	Communications-Telephone	1,801	1,386			
1 2934305	Travel-Training	889				
1 2934924	Misc-Training	200				

2020 Final Budget
Expenditures
As of November 30, 2019

		2017 Actual	2018 Actual	2019 Current	2019 Budget	2020 Budget
Sheriff						
Auto Theft						
Obj 004	Other Services - Charges	2,889	1,386			
Fnc 293	Auto Theft	117,973	121,062			
Reserve Officer Program						
Personnel Benefits						
1 2952002	Benefits Direct	4,947	4,915	3,830	5,000	5,000
1 2952009	Benefits-Uniform Cleaning	40	96	61		
1 2952014	Benefits-Uniform Contrat	4,199	992	4,043	1,500	2,500
Obj 002	Personnel Benefits	9,186	6,003	7,933	6,500	7,500
Supplies						
1 2953101	Office & Operating Supplies	108			250	
1 2953104	Printing	207	33	202		200
1 2953117	Ammunition		3,148	3,711	4,888	5,100
1 2953201	Fuel Consumed	7,979	7,148	8,432	7,000	9,000
Obj 003	Supplies	8,294	10,329	12,345	12,138	14,300
Other Services - Charges						
1 2954164	Prof Serv Psych Evaluations		1,350			
1 2954177	Prof Serv-Polygraph		525			
1 2954201	Communications-Telephone	2,162	2,682	2,435	2,500	2,500
1 2954301	Travel	224				
1 2954305	Travel-Training	361			500	500
1 2954501	Operating Rentals & Lease	8,513	7,167	5,152	8,000	5,400
1 2954806	Vehicle Repairs Maintenance	3,837	2,969	3,242	2,500	5,000
1 2954901	Miscellaneous		50			
1 2954924	Misc-Tuition/Fees	245			250	250
Obj 004	Other Services - Charges	15,342	14,743	10,829	13,750	13,650
Fnc 295	Reserve Officer Program	32,822	31,075	31,107	32,388	35,450
SWAT						
Salaries						
1 2961002	Salaries-Overtime	7,953	8,933	1,171	2,500	2,500
Obj 001	Salaries	7,953	8,933	1,171	2,500	2,500
Personnel Benefits						
1 2962002	Benefits-Direct	1,222	1,369	176	800	800
1 2962014	Benefits-Uniforms	268				
Obj 002	Personnel Benefits	1,489	1,369	176	800	800

2020 Final Budget
Expenditures
As of November 30, 2019

		2017 Actual	2018 Actual	2019 Current	2019 Budget	2020 Budget
Sheriff						
SWAT						
Supplies						
1 2963101	Office & Operating Supplies	40	96			
1 2963501	Small Tools & Minor Equipmen		1,907			
1 2963590	Small Attract Computer/Monit	5,319				
Obj 003	Supplies	5,359	2,003			
Other Services - Charges						
1 2964305	Travel training		313		500	
1 2964901	Miscellaneous		600		600	
Obj 004	Other Services - Charges		913		1,100	
Fnc 296	SWAT	14,801	13,218	1,346	4,400	3,300
Traffic Enforcement						
Salaries						
1 2971001	Salaries & Wages	304,544	310,238	311,184	330,863	346,309
1 2971002	Salaries-Overtime	25,846	42,054	41,905	55,500	51,000
1 2971010	Accrued Annual Leave	7,140	850	2,026		
Obj 001	Salaries	337,530	353,142	355,116	386,363	397,309
Personnel Benefits						
1 2972002	Benefits-Direct	125,497	153,988	120,961	168,113	143,011
1 2972004	Benefits-Bank Accruals	14,221	14,389	13,564		
1 2972014	Benefits-Uniforms	3,982	3,640	529		1,500
Obj 002	Personnel Benefits	143,699	172,017	135,054	168,113	144,511
Supplies						
1 2973101	Office & Operating Supplies	918	1,712	2,146	3,000	3,000
1 2973104	Printing	307				100
1 2973117	Ammunition		741	873	940	1,199
1 2973201	Fuel Consumed	16,065	9,053	4,640	9,000	5,000
1 2973501	Small Tools & Minor Equipmen		717	990		
1 2973590	Small Attract Computer/Monit	4,000	3,203			1,000
Obj 003	Supplies	21,291	15,426	8,650	12,940	10,299
Other Services - Charges						
1 2974101	Professional Services	7,916	517	1,637		1,200
1 2974201	Communications-Telephone	5,409	4,912	4,761	4,500	4,500
1 2974301	Travel		547			
1 2974305	Travel-Training	3,725	2,911	2,162	10,000	10,000
1 2974401	Advertising		31			

2020 Final Budget
Expenditures
As of November 30, 2019

		2017 Actual	2018 Actual	2019 Current	2019 Budget	2020 Budget
Sheriff						
Traffic Enforcement						
Other Services - Charges						
1 2974501	Operating Rental & Leases	67,232	105,606	51,994	118,500	79,500
1 2974806	Veh Repair & Maintenance	11,002	19,324	8,314	10,000	5,000
1 2974811	Towing	633				
1 2974901	Miscellaneous	201	12	7		150
1 2974924	Misc-Training	601	1,256	2,439	5,000	5,000
Obj 004	Other Services - Charges	96,718	135,117	71,313	148,000	105,350
Fnc 297	Traffic Enforcement	599,238	675,701	570,133	715,416	657,469
School Resource Officer						
Salaries						
1 2981001	Salaries	20,605	51,187	68,504	59,481	126,084
1 2981002	Salaries Overtime	371	1,292	15,263	21,000	
1 2981010	Accrued Annual Leave	2,731	220	351		
Obj 001	Salaries	23,707	52,699	84,118	80,481	126,084
Personnel Benefits						
1 2982002	Benefits-Direct	10,108	27,956	33,993	31,083	63,256
1 2982004	Benefits-Bank Accruals	2,177	2,531	2,958		
1 2982014	Benefits-Uniforms/Contracts			1,383		1,000
Obj 002	Personnel Benefits	12,285	30,487	38,334	31,083	64,256
Supplies						
1 2983101	Office & Operating Supplies			1,369		500
1 2983104	Supplies-Forms & Printing		38	38		150
1 2983117	Ammunition					612
1 2983201	Fuel Consumed		1,772	1,908		4,000
Obj 003	Supplies		1,809	3,315		5,262
Other Services - Charges						
1 2984201	Communications-Telephone		603	863	400	400
1 2984305	Travel-Training		1,534	2,705		1,500
1 2984501	Operating Rental & Leases			3,667		11,400
1 2984806	Vehicle Repair and Maintenan		97	867		
1 2984901	Misc		935	500		500
1 2984924	Misc-Tuition/Fees			495		
Obj 004	Other Services - Charges		3,169	9,096	400	13,800
Fnc 298	School Resource Officer	35,992	88,164	134,864	111,964	209,402
Sub 220	Sheriff	9,644,150	9,990,399	10,043,779	10,980,069	11,424,336

Assigned Counsel

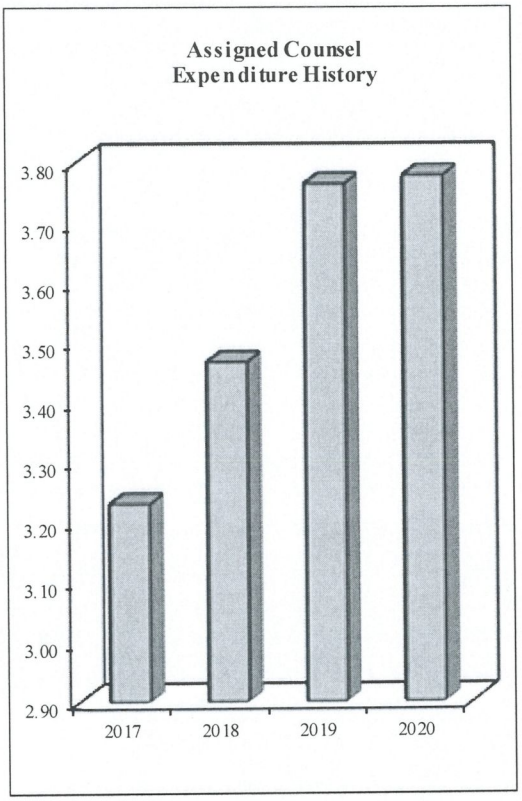

Expenditures	2017 Actual	2018 Actual	2019 Budget	2020 Budget
Salaries & Wages	1,539,160	1,653,156	1,657,998	1,691,165
Personnel Benefits	453,360	495,589	611,762	606,594
Supplies	43,803	67,681	64,500	64,500
Other Services & Charges	1,184,974	1,249,434	1,428,600	1,414,543
Total	3,221,297	3,465,860	3,762,860	3,776,802

Program Description:

The Department of Assigned Counsel provides constitutionally mandated legal defense services to indigent persons charged with criminal cases or loss of personal liberty in the District and Superior Courts of Yakima County, excluding misdemeanors in municipal courts. The department maintains a centrally administered system and provides defense services through: (1) a public defender office within the Department of Assigned Counsel; (2) contracts with attorneys offering public defense services; and (3) a list of private attorneys who wish to provide defense services.

Effective January 1, 2010 the responsibility to administer and budget experts and support services for indigent defense was transferred by the courts to the Department. The Department adopted new policies and procedures in early 2010 and has been administering these expenses since then. Expenses are unpredictable and depend on actual experience and this fund is necessarily separate and subject to requests for additional funds if the budgeted funds are not adequate. This includes Aggravated First-Degree Murder cases, which are not otherwise funded in the Department regular budgets.

Yakima County has a significant criminal caseload disproportionate to its size and population. The Department was formed in 1989 in response to a need to meet increased caseload demands and to manage mandated defense services.

The nature of indigent defense is both reactive and constitutionally premised. The Department cannot control the number or nature of cases filed by law enforcement and prosecution and to which its attorneys are appointed. Once appointed, both the Department and its attorneys must adhere to professional standards and obligations in providing constitutionally required 'effective assistance of counsel', which also is necessary to avoid personal and professional sanctions.

An inadequate budget for the Department means that some cases will not be serviced. In that instance, the courts must appoint and compensate counsel anyway or ultimately dismiss cases.

Major Objectives:

Caseload Standards: A continuing primary focus of concern is meeting mandatory State caseload standards for Adult Felony and for Juvenile Offender (effective October 1, 2013) and caseload standards for District Court (effective January 1, 2015). Caseload standards for all courts require some adequate funding to assure effective and efficient operations. Due to caseload standards, filings and case assignments are monitored so that adjustments to Yakima County's public defender delivery can be made to meet the mandate and provide effective representation at all levels of operation. Washington State's indigent caseload standards are a constant and are not subject to adjustment.

Assigned Counsel (Cont.)

First Appearance Defender: Prior to 2016, the Superior and District Courts received grants and county funding to plan and implement a pre-trial services unit. Planning was conducted in 2015, with full implementation the 1st quarter of 2016. The Department was involved in the Planning Committee for the project and continues to fully participate. During the planning process it was clear that there was a need for a public defender at first appearances in the Superior and District Courts, as well as an experienced prosecutor, both of whom will work with a pre-trial risk assessment tool for evaluating and presenting information to the court for better-informed released decisions. Prior to 2016, the Yakima County DAC was not funded to provide a public defender at this initial hearing. Both the DAC and prosecutor were partially funded for a full position each during 2017. Those positions and funding remain for 2020. The First Appearance dockets in both courts are "critical" stages of the proceedings for defendants. The courts are faced with determinations on probable cause and decisions regarding a defendant's liberty. Case law interpreting the 6th Amendment to the U.S. Constitution requires that indigent defendants be afforded the assistance of counsel at all stages of proceedings implicating liberty, "critical" stages. Yakima County is currently in constitutional compliance with this mandate. Even if Yakima County had not implemented its Pretrial Services Program, including public defender services, in February of 2016, providing a constitutionally mandated presence of a public defender at first appearance would be a priority.

Therapy Courts: Yakima County has therapeutic courts: Drug Court, Mental Health Court, and DUI Court. Most funding and grants for operation of therapy courts is allocated to courts. Prosecution and defense receive little to nothing in funding for our involvement in therapy courts. Essentially these services are volunteered using existing budgets and staff. It is becoming increasingly difficult to serve these courts, especially in light of mandatory caseload standards, changes in the criminal dockets adopted by the courts, and increasing caseloads in Superior Court. While the Department continues to support therapeutic courts in concept and policy, there may be a point in time where we cannot continue to participate unless dedicated funding is provided.

ITA: Indigent defense services for persons committed under the Involuntary Treatment Act are mandated. The DAC anticipates an increase in case filings once providers of Evaluation and Treatment facilities increase capacity. This will require the addition of indigent defense capacity to handle the increase in caseload. ITA caseload standards will require the increase in DAC staffing when local providers increase E&T capacity.

Assigned Counsel (Cont.)

REVENUE COMMENTS:

This program is financed by the general fund as part of the criminal justice system. The services provided by the Department are constitutionally and legally mandated legal defense services to indigent persons and revenue is generally not generated. Partially indigent persons and persons convicted are required to repay all or a portion of defense costs under programs administered by the Superior and District Courts. Such revenues are collected by the courts but are reflected as revenue for the Assigned Counsel.

The Department does receive limited State funding or reimbursement in some areas:

1. The State partially reimburses Juvenile Court agencies, including the Department, for costs involved in the representation in "Becca" cases in Juvenile Court.
2. The State assumed the responsibility for representation of parents in child dependency and termination proceedings in 2005. The Department contracted with the State Office of Public Defense to provide some of those services until 2015 when the contract expired and State OPD became fully responsible for these services. However, the county remains responsible for representation of children in active dependency cases before parental termination.
3. The State administers a formula grant fund for the express purpose of improving the indigent defense programs in counties and some cities. This is administered by the State Office of Public Defense and Yakima County has been participating since the inception of this program in 2007.
4. In 2018, Yakima County assessed it income stream for court services mandated by the Involuntary Treatment Act. The assessment is now performed yearly. Adjustments will be made to reflect the county's current expenditures for Yakima County Court Services and submission of reimbursement aby the regional BHO.

2020 Final Budget
Revenue
As of November 30, 2019

		2017 Actual	2018 Actual	2019 Current	2019 Budget	2020 Budget
Assigned Counsel						
REVENUES						
1 40033404612	DSHS-Becca Bill	94,144	64,995	59,828	81,530	54,628
1 40033601028	Indigent Defense Grant Fund			260,079		552,664
1 40034134071	Arbitration Civil			1,846		
1 40034149002	Legal Services-Moxee	23,000	23,000	21,083	23,000	23,000
1 40034195002	Legal Svs-State OPD Formula	246,250	245,332		245,332	
1 40034640002	ITA Judicial Costs	142,233	143,719	236,362	375,583	
1 40035723001	Sup Crt-Public Defense Costs	108,783	114,085	61,368	70,000	30,000
1 40035733001	Dist Crt-Public Defense Cost	34,680	26,286	15,844	27,500	20,000
1 40039700003	Operating Trans In-Pre-Trial	110,803				
Sub 400	Assigned Counsel	759,893	617,417	656,411	822,945	680,292

2020 Final Budget
Expenditures
As of November 30, 2019

		2017 Actual	2018 Actual	2019 Current	2019 Budget	2020 Budget
Assigned Counsel						
General Indigent Defense						
Salaries						
1 4011001	Salaries & Wages	16,574	16,995	14,721	17,469	14,055
1 4011010	Accrued Annual Leave	882	26	908-		
Obj 001	Salaries	17,456	17,021	13,813	17,469	14,055
Personnel Benefits						
1 4012002	Benefits-Direct	4,921	5,216	4,472	5,406	4,038
Obj 002	Personnel Benefits	4,921	5,216	4,472	5,406	4,038
Other Services - Charges						
1 4014148	Contract Defend-Special Case				28,431	28,431
1 4014156	Panel Attorneys	752	315		2,500	
1 4014191	Prof Serv-Purchasing Serv	19	15	13	16	11
1 4014192	Prof Serv-Info Services	1,273	1,243	1,341	1,462	1,117
1 4014199	Prof Serv-DOS	1,477	1,477	1,443	1,575	1,631
1 4014401	Advertising		399			
1 4014590	Rent-Facil Maint	812	771	708	771	514
1 4014690	Insurance-Interfund	60	50	83	92	145
Obj 004	Other Services - Charges	4,392	4,270	3,588	34,847	31,849
Fnc 401	General Indigent Defense	26,769	26,507	21,873	57,722	49,942
Adult Felony						
Salaries						
1 4021001	Salaries & Wages	665,310	657,817	602,947	711,444	687,028
1 4021002	Salaries-Overtime	3,411	6,803	59	4,618	4,618
1 4021010	Accrued Annual Leave	2,533-	1,703	36,396-	15,000	15,000
Obj 001	Salaries	666,188	666,323	566,610	731,062	706,646
Personnel Benefits						
1 4022002	Benefits-Direct	228,259	231,433	207,161	257,267	236,550
1 4022004	Benefits-Bank Accruals	2	1			
Obj 002	Personnel Benefits	228,261	231,434	207,161	257,267	236,550
Supplies						
1 4023101	Office & Operating Supplies	16,680	22,056	17,273	21,000	21,000
1 4023102	Library	24,968	26,587	19,517	28,500	28,500
1 4023501	Small Tools & Minor Equipmen	859	3,944	8,515	8,000	8,000
1 4023502	Computer Software		4,914	2,655	4,000	4,000
1 4023590	Small Attrac-Tracked Invento	1,113	10,060	780	3,000	3,000
Obj 003	Supplies	43,619	67,562	48,740	64,500	64,500

2020 Final Budget
Expenditures
As of November 30, 2019

		2017 Actual	2018 Actual	2019 Current	2019 Budget	2020 Budget
Assigned Counsel						
Adult Felony						
Other Services - Charges						
1 4024101	Professional Services	2,149	2,240	1,909	4,000	4,000
1 4024108	Prof Serv-Court Reporters	574	172	1,670	3,000	3,000
1 4024111	Prof Serv-Interpreter	13,034	18,331	820	10,000	10,000
1 4024112	Prof Serv-Investigators		220			
1 4024147	Contract Defend-Basic	250,234	288,862	269,660	294,174	300,058
1 4024148	Contract Defend-Special Case	10,650	17,780	22,500		
1 4024149	Contract Defend-Excess Case				1	1
1 4024156	Panel Attorney	49,166	59,322		73,530	20,000
1 4024157	Panel Attorney-Homicide		1,340		1	1
1 4024158	Panel Attorney-Sent Violatio				1	1
1 4024191	Prof Serv-Purchasing Serv	1,108	911	876	956	926
1 4024192	Prof Serv-Info Services	75,940	77,104	82,641	90,154	92,682
1 4024199	Prof Serv-DOS	4,130	4,292	3,988	4,350	4,102
1 4024201	Communication-Telephone	20			500	500
1 4024202	Communication-Postage	1,449	1,504	1,590	1,800	1,800
1 4024219	Phone Charges-Allocated	3,516	3,444	3,157	3,516	3,516
1 4024301	Travel	10,068	17,737	23,790	25,000	25,000
1 4024401	Advertising	426	2,639	1,648	500	500
1 4024501	Operating Rentals & Leases	4,047	4,698	2,865	5,478	2,522
1 4024590	Rent-Facil Maint	48,455	47,777	43,560	47,520	42,640
1 4024601	Insurance	100	50		250	250
1 4024690	Insurance-Interfund	3,597	3,118	5,248	5,670	12,068
1 4024801	Repairs & Maintenance		406		1,000	1,000
1 4024901	Miscellaneous	14,307	14,295	13,815	22,897	20,000
Obj 004	Other Services - Charges	492,969	566,241	479,736	594,298	544,567
Fnc 402	Adult Felony	1,431,037	1,531,559	1,302,247	1,647,127	1,552,263
Adult Misdemeanor						
Salaries						
1 4031001	Salaries & Wages	377,102	421,688	411,154	429,566	477,008
1 4031002	Salaries-Overtime	2,174	2,716	1,171		
1 4031010	Accrued Annual Leave	519	2,411	17,675-		
Obj 001	Salaries	379,795	426,815	394,650	429,566	477,008
Personnel Benefits						
1 4032002	Benefits-Direct	140,202	160,038	162,576	169,039	186,757
1 4032004	Benefits-Bank Accruals	4	3	3		
Obj 002	Personnel Benefits	140,207	160,041	162,579	169,039	186,757
Supplies						
1 4033501	Small Tools & Minor Equipmen	183				

2020 Final Budget
Expenditures
As of November 30, 2019

		2017 Actual	2018 Actual	2019 Current	2019 Budget	2020 Budget
Assigned Counsel						
Adult Misdemeanor						
Obj 003 Supplies		183				
Other Services - Charges						
1 4034108	Prof Ser-Court Reporters	56	564	280		
1 4034111	Prof Ser-Interpreters	11,123	10,964	100	25,000	10,000
1 4034112	Prof Ser Investigators		531			
1 4034147	Contract Defend-Basic	128,100	113,641	97,845	106,745	108,880
1 4034148	Contract Defend-Special Case	1,440	1,440		1	1
1 4034149	Contract Defend-Excess Case					1
1 4034156	Panel Attorney	2,110	6,445			
1 4034160	Panel Attorney-Appeal	3,390	11,116	7,176	18,000	13,046
1 4034191	Prof Serv-Purchasing	768	671	640	698	865
1 4034192	Prof Serv-Tech Services	52,606	56,792	60,306	65,788	86,541
1 4034199	Prof Serv-DOS	2,862	3,161	2,910	3,174	3,831
1 4034501	Operating Rental & Leases	668	739	751	2,935	1,685
1 4034590	Rent-Facilities Maint	33,566	35,191	31,787	34,677	39,814
1 4034690	Insurance-Interfund	2,491	2,297	3,793	4,138	11,268
Obj 004 Other Services - Charges		239,180	243,551	205,588	261,156	275,932
Fnc 403 Adult Misdemeanor		759,364	830,407	762,817	859,761	939,697
Juvenile Offender						
Salaries						
1 4041001	Salaries & Wages	179,384	219,775	188,303	235,420	236,304
1 4041002	Salaries-Overtime	926	1,959	24		
1 4041010	Accrued Annual Leave	1,114	5,323	11,830-		
Obj 001 Salaries		181,424	227,057	176,498	235,420	236,304
Personnel Benefits						
1 4042002	Benefits-Direct	58,813	73,294	59,821	83,854	82,411
Obj 002 Personnel Benefits		58,813	73,294	59,821	83,854	82,411
Supplies						
1 4043590	Small Attrac Computer/Monito		119			
Obj 003 Supplies			119			
Other Services - Charges						
1 4044108	Prof Ser-Court Reporters	801	70			
1 4044111	Prof Ser-Interpreters	1,100	770			
1 4044112	Prof Ser-Investigators		110			
1 4044147	Contract Defend-Basic	150,938	159,240	177,317	198,034	205,508

2020 Final Budget
Expenditures
As of November 30, 2019

		2017 Actual	2018 Actual	2019 Current	2019 Budget	2020 Budget
Assigned Counsel						
Juvenile Offender						
Other Services - Charges						
1 4044148	Contract Defend-Special Case		480			
1 4044149	Contract Defend-Excess Case	1,341	377			
1 4044156	Panel Attorney	7,481	16,877	20,571	5,000	12,000
1 4044157	Panel Attorney-Homicide		2,592			
1 4044191	Prof Serv-Purchasing	369	292	284	310	335
1 4044192	Prof Serv-Tech Services	25,285	24,707	26,802	29,239	33,500
1 4044199	Prof Serv-DOS	1,375	1,375	1,293	1,411	1,483
1 4044501	Operating Rental & Leases	778	422	330	1,587	793
1 4044590	Rent-Facilities Maint	9,649	9,598	8,857	9,662	9,662
1 4044690	Insurance-Interfund	1,197	999	1,686	1,839	4,362
Obj 004	Other Services - Charges	200,314	217,909	237,139	247,082	267,643
Fnc 404	Juvenile Offender	440,551	518,379	473,458	566,356	586,358
Juv Depend/Term Parent Rights						
Salaries						
1 4051001	Salaries & Wages	7,750	7,886	7,399	8,057	8,473
1 4051010	Accrued Annual Leave	75-	119	384-		
Obj 001	Salaries	7,676	8,005	7,015	8,057	8,473
Personnel Benefits						
1 4052002	Benefits-Direct	2,168	2,468	2,349	3,463	3,473
Obj 002	Personnel Benefits	2,168	2,468	2,349	3,463	3,473
Other Services - Charges						
1 4054147	Contract Defend-Basic	89,550	91,341	85,404	93,168	95,031
1 4054156	Panel Attorney	13,609	9,021	896	10,000	5,000
1 4054191	Prof Serv-Purchasing	24	19	15	16	17
1 4054192	Prof Serv-Tech Services	1,612	1,574	1,340	1,462	1,675
1 4054199	Prof Serv-DOS	88	88	65	71	74
1 4054501	Operating Rental & Leases	476	513	204		
1 4054590	Rent-Facilities Maint	615	612	443	483	483
1 4054690	Insurance-Interfund	76	64	84	92	218
Obj 004	Other Services - Charges	106,050	103,231	88,451	105,292	102,498
Fnc 405	Juv Depend/Term Parent Rights	115,894	113,705	97,816	116,812	114,444
Truancy At-Risk-Youth						
Salaries						
1 4061001	Salaries & Wages	28,778	32,939	26,668	35,601	36,129
1 4061002	Salaries-Overtime	2	6	1		

2020 Final Budget
Expenditures
As of November 30, 2019

		2017 Actual	2018 Actual	2019 Current	2019 Budget	2020 Budget
Assigned Counsel						
Truancy At-Risk-Youth						
Salaries						
1 4061010	Accrued Annual Leave	82-	750	1,754-		
Obj 001	Salaries	28,697	33,696	24,915	35,601	36,129
Personnel Benefits						
1 4062002	Benefits-Direct	9,599	11,499	9,097	13,369	13,214
Obj 002	Personnel Benefits	9,599	11,499	9,097	13,369	13,214
Other Services - Charges						
1 4064147	Contract Defend-Basic	38,813	13,196	53,668	71,168	73,854
1 4064156	Panel Attorney	1,820	28		1,000	
1 4064191	Prof Serv-Purchasing	59	47	48	52	56
1 4064192	Prof Serv-Tech Services	4,073	3,980	4,467	4,873	5,583
1 4064199	Prof Serv-DOS	222	222	215	235	247
1 4064590	Rent-Facilities Maint	1,554	1,545	1,476	1,610	1,610
1 4064690	Insurance-Interfund	193	161	281	307	727
Obj 004	Other Services - Charges	46,734	19,179	60,155	79,245	82,077
Fnc 406	Truancy At-Risk-Youth	85,030	64,374	94,166	128,215	131,420
Civil Com Mental Health						
Salaries						
1 4071001	Salaries & Wages	258,344	270,457	270,031	200,823	212,550
1 4071002	Salaries-Overtime	479	1,087	24		
1 4071010	Accrued Annual Leave	898-	2,695	7,779-		
Obj 001	Salaries	257,925	274,239	262,277	200,823	212,550
Personnel Benefits						
1 4072002	Benefits-Direct	9,392	11,637	14,110	79,364	80,151
Obj 002	Personnel Benefits	9,392	11,637	14,110	79,364	80,151
Other Services - Charges						
1 4074108	Prof Ser-Court Reporters			102		
1 4074111	Prof Ser-Interpreters	2,260	2,030			
1 4074147	Contract Defend-Basic	49,746	50,745	43,133	51,760	52,795
1 4074149	Contract Defend-Excess Case	5,382				
1 4074156	Panel Attorney	1,781			5,000	
1 4074191	Prof Serv-Purchasing	378	299	303	331	357
1 4074192	Prof Serv-Tech Services	25,879	25,287	28,589	31,188	35,733
1 4074590	Rent-Facilities Maint	16,512	15,669	15,069	16,439	16,439
1 4074690	Insurance-Interfund	1,226	1,023	1,799	1,962	4,653

2020 Final Budget
Expenditures
As of November 30, 2019

		2017 Actual	2018 Actual	2019 Current	2019 Budget	2020 Budget
Assigned Counsel						
Civil Com Mental Health						
Obj 004	Other Services - Charges	103,164	95,053	88,994	106,680	109,977
Fnc 407	Civil Com Mental Health	370,481	380,928	365,381	386,867	402,678
Sub 400	Assigned Counsel	3,229,126	3,465,860	3,117,758	3,762,860	3,776,802

Assigned Counsel-Expert Services

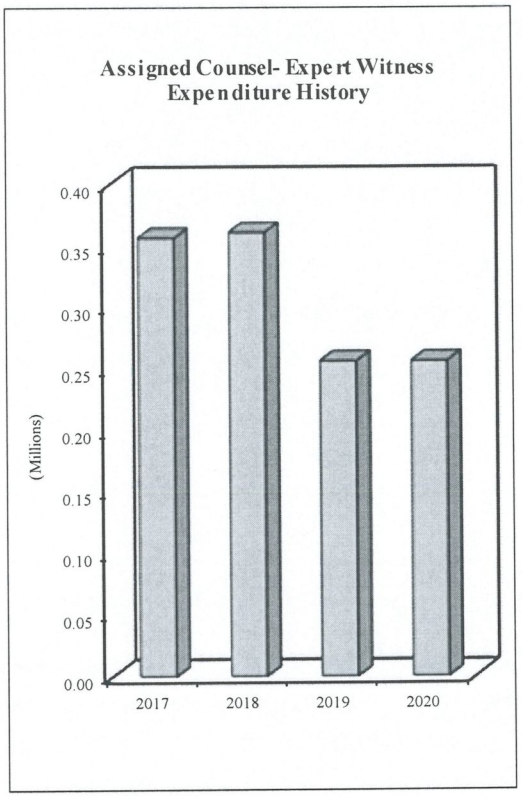

Expenditures	2017 Actual	2018 Actual	2019 Budget	2020 Budget
Salaries & Wages	-	-	-	-
Personnel Benefits	-	-	-	-
Supplies	-	-	-	-
Other Services & Charges	355,920	360,394	255,459	255,459
Total	355,920	360,394	255,459	255,459

Program Description:

The Department of Assigned Counsel provides constitutionally mandated legal defense services to indigent persons charged with criminal cases or loss of personal liberty in the District and Superior Courts of Yakima County, excluding misdemeanors in municipal courts. The department maintains a centrally administered system and provides defense services through: (1) a public defender office within the Department of Assigned Counsel; (2) contracts with attorneys offering public defense services; and (3) a list of private attorneys who wish to provide defense services.

Yakima County has a significant criminal caseload disproportionate to its size and population. The Department was formed in 1989 in response to a need to meet increased caseload demands and to manage mandated defense services. The nature of indigent defense is both reactive and constitutionally premised. The Department cannot control the number or nature of cases filed by law enforcement and prosecution and to which its attorneys are appointed. Once appointed, attorneys must adhere to professional standards and obligations in providing constitutionally required 'effective assistance of counsel', which also is necessary to avoid personal and professional sanctions. This includes expert and support services when needed.

Effective January 1, 2010, the responsibility to budget and administer experts and support services for indigent defense cases was transferred from the Courts to the Department. The Department adopted new policies and procedures in early 2010 and has been administering these expenses since then. Request are patterned after the traditional form of application to the court and court order and must demonstrate necessity and reasonableness before being approved. Expenses are unpredictable and depend on actual experience.

The fund is necessarily separate from the Department's other operational budgets as required by the State Rules of Professional Conduct for attorneys and is subject to requests for additional funds if the budgeted funds are not adequate. This Fund pays all defense expenses, including specialty attorneys, for Aggravated First Degree Murder cases (possible punishment of death), which are not otherwise funded in the Department's regular budgets.

Assigned Counsel-Expert Services (cont.)

Major Objectives:

Major objectives include developing and maintaining appropriate detailed expenditure reports and tracking of expenses. This will also allow for data showing baseline expenditure is each category of expense in each case type will assist in more accurate budget projections and management of these expenses. Also, the Washington State Bar Association, in conjunction with the Washington Supreme Court, is currently considering amendments to the standards for practice in all cases where life without parole is a potential sentence, essentially requiring the use of services other than attorney-services for these cases. If adopted, this will have a major impact on the budget and will need to be managed accordingly.

Revenue:

This program is financed by the general fund as part of the criminal justice system. The services provided by the Department are constitutionally and legally mandated legal defense services to indigent persons and revenue is generally not generated. Partially indigent persons and persons convicted are required to repay all or a portion of defense costs under programs administered by the Superior and District Courts. Such revenues are collected by the courts but are reflected as revenue for the Assigned Counsel.
The Department receives limited State funding or reimbursement for expenses incurred for services under this program. The State may reimburse costs of Aggravated First-Degree Murder cases. However, this is a specific claims- based method subject to review by a technical board and to appropriation of a specific amount by the State Legislature. There is a threshold amount to qualify based on a percentage of a county's total budget. Only in years in which there are such extraordinary expenses above the threshold does the County qualify, but this is not a guarantee, and the state may only partially reimburse. The County has not received a reimbursement for the last three years. The County will continue to make its yearly claim.

2020 Final Budget
Expenditures
As of November 30, 2019

		2017 Actual	2018 Actual	2019 Current	2019 Budget	2020 Budget
Assigned Counsel						
Flex Cost-Gen Indigent Defense						
Other Services - Charges						
1 5514101	Professional Services				460	460
Obj 004	Other Services - Charges				460	460
Flex Cost-Adult Felony						
Other Services - Charges						
1 5524108	Prof Serv-Court Reporters	2,054	1,322	1,547	2,500	2,500
1 5524111	Prof Serv-Interpreters	8,025	5,803	3,242	5,000	5,000
1 5524112	Prof Serv-Investigators	11,124	14,232	7,795	39,500	39,500
1 5524122	Prof Serv-Experts	66,221	55,881	67,606	90,000	90,000
Obj 004	Other Services - Charges	87,424	77,237	80,191	137,000	137,000
Flex Cost-Adult Misdemeanor						
Other Services - Charges						
1 5534108	Prof Serv-Court Reporters	3,552	3,001		3,000	3,000
1 5534111	Prof Serv-Interpreters	4,518	2,625	3,158	3,000	3,000
1 5534112	Prof Serv-Investigators		110		2,500	2,500
1 5534122	Prof Serv-Experts	674			2,500	2,500
Obj 004	Other Services - Charges	8,745	5,736	3,158	11,000	11,000
Flex Cost-Juvenile Offender						
Other Services - Charges						
1 5544108	Prof Serv-Court Reporters				500	500
1 5544111	Prof Serv-Interpreters	220	200		2,000	2,000
1 5544112	Prof Serv-Investigators		341	1,032	5,000	5,000
1 5544122	Prof Serv-Experts	16,738	4,960	5,625	31,999	31,999
Obj 004	Other Services - Charges	16,958	5,501	6,657	39,499	39,499
Flex Cost-Dependency & Termin						
Other Services - Charges						
1 5554108	Prof Serv-Court Reporters		284			
1 5554112	Prof Serv-Investigators		550			
Obj 004	Other Services - Charges		834			
Flex Cost-ITA Committments						
Other Services - Charges						
1 5574108	Prof Serv-Court Reporters			210		
1 5574111	Prof Serv-Interpreters	600	820			
1 5574122	Prof Serv-Experts	23,323	31,104	27,604	27,500	27,500
Obj 004	Other Services - Charges	23,923	31,924	27,814	27,500	27,500

2020 Final Budget
Expenditures
As of November 30, 2019

		2017 Actual	2018 Actual	2019 Current	2019 Budget	2020 Budget
Assigned Counsel						
Flex Cost-Aggravated Murder 1						
Other Services - Charges						
1 5594108	Prof Serv-Court Reporters	801		1,097		
1 5594111	Prof Serv-Interpreters	138				
1 5594112	Prof Serv-Investigators	14,807	10,785	5,997	10,000	10,000
1 5594122	Prof Serv-Experts	93,930	123,660	38,952	10,000	10,000
1 5594157	Prof Serv-Panel Attys-Homici	109,195	104,717	19,216	20,000	20,000
Obj 004	Other Services - Charges	218,870	239,162	65,261	40,000	40,000
Sub 550	Assigned Counsel	355,920	360,394	183,080	255,459	255,459

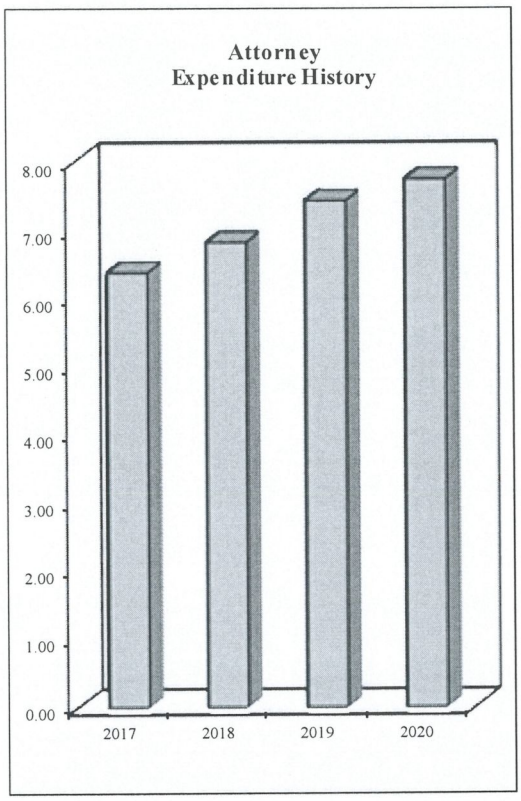

Attorney

Expenditures	2017 Actual	2018 Actual	2019 Budget	2020 Budget
Salaries & Wages	3,831,691	4,112,360	4,456,617	4,651,861
Personnel Benefits	1,343,284	1,539,446	1,730,648	1,738,502
Supplies	178,123	110,019	86,082	95,250
Other Services & Charges	1,017,403	1,047,285	1,144,081	1,246,106
Total	6,370,501	6,809,110	7,417,428	7,731,719

Program Description:

The **Criminal Division** of the Office of the Prosecuting Attorney prosecutes criminal cases in Yakima County on behalf of the State of Washington. These criminal cases are initiated by law enforcement agencies through investigation after criminal acts occur. Once the investigation is complete, these cases are sent to the Yakima County Prosecutor's Office for the potential filing of charges by information. Informations charging individuals with crimes are filed in District Court (misdemeanors and gross misdemeanors), Juvenile Court (misdemeanors and felonies committed by individuals under the age of 18), and Superior Court (adult felonies). The Prosecutor's Office also has an Appellate Division which handles appeals of these criminal cases in both the Court of Appeals, Division III, and the Supreme Court of Washington.

The **Corporate Counsel Division** of the Office of the Prosecuting Attorney is required pursuant to statute, to appear for and represent the County in all civil proceedings in which the County is a party. Additionally, the Prosecuting Attorney is the legal advisor to all County officials and their departments, including the Board of Yakima County Commissioners. In essence, these duties and responsibilities comprise the function of corporate counsel to the County. Specifically, this Division handles all non-criminal and non-Support claims and cases that involve numerous issues including torts, contracts, regulatory activity and demands, public disclosure requests, employment, taxation and property assessment, forfeitures, code enforcement and public services.

The **Child Support Division** of the Prosecuting Attorney represents the interests of the children and the State of Washington in actions for paternity, enforcement of child support obligations and modifications of child support and health insurance coverage.

Attorney (Continued)

Major Objectives:

- Aggressive, vigorous and ethical prosecution of those charged with a criminal offense based upon probable cause.
- Competent, responsive and respectful communication with law enforcement agencies, judges, court staff, victims and witnesses.
- Zealous representation of and effective advisors to the various elected County officials and their departments.
- Protection and support of families and children thrust into the child support and paternity enforcement arena.
- Provide training and ongoing support to all prosecuting attorneys and support staff to better serve the needs of Yakima County and its inhabitants.

Revenue/Expenditure Comment:

Revenue received and utilized by the Yakima County Prosecuting Attorney's Office which helps support the office comes from a number of sources and programs. The Prosecutor's Office primary revenue stream is obtained from both the State and Federal government to assist with the prosecution of drug and firearm violations, violence against women, DUI cases, juvenile truancy cases, civil commitment proceedings, and child support enforcement. The State of Washington pays for half of the elected prosecutor's salary.

The Prosecutor's Office is committed to providing competent and dedicated public service, grounded in integrity and excellence, within the budget appropriated. Any expenditures made are done with the knowledge that this money is provided primarily through taxpayer dollars. We will continue to work with law enforcement and our community partners to develop innovative and collaborative solutions to keep everyone residing in Yakima County Safe.

2020 Final Budget
Revenue
As of November 30, 2019

		2017 Actual	2018 Actual	2019 Current	2019 Budget	2020 Budget
Attorney						
REVENUES						
1 41033316575	Dept of Comm MDT Grant	57,215	103,899	79,855	92,015	94,747
1 41033316588	Violence Agst Women Formula	26,960	28,958	22,467	26,950	26,950
1 41033316589	Stop Program Recovery Act					140,000
1 41033316738	Edward Byrne Memorial Task	39,868				
1 41033396791	Child Support Enforcement	1,132,987	1,137,401	827,969	1,139,000	1,144,710
1 41033396793	Child Support-Grant County	238,773	236,675	161,332	253,000	289,000
1 41033396794	Child Support-KittitasCounty		21,643	36,088	66,000	70,842
1 41033400111	Attorney Salary	83,488	85,158	82,931	88,011	110,198
1 41033401101	DUI Grant CJTC	104,559	98,718	94,138	98,709	98,709
1 41033403501	Traffic Safety Commission				30,000	
1 41033404603	DSHS-Child Support Enforceme	533,954	535,448	390,122	560,375	575,000
1 41033404612	DSHS-Becca Bill	16,535	6,615	8,933	11,000	8,500
1 41033404621	DSHS-Child Support Kittitas		10,583	17,442	33,000	37,494
1 41033404623	DSHS-Child Support Grant Cty	114,120	112,739	76,747	115,000	133,000
1 41033442004	Dept of Comm Dev-VWA Grant	75,472	67,490	60,122	73,094	65,000
1 41034149001	Legal Services-Grandview	72,000	72,000	60,000	72,000	72,000
1 41034149002	Legal Services-Moxee	30,000	30,000	27,500	30,000	30,000
1 41034149003	Legal Services-SE ALTC	50,004	50,004	41,670	50,000	50,000
1 41034149004	Legal Service City of Mabton		21,250	8,750	15,000	15,000
1 41034181001	Copies	511	362	40	700	700
1 41034195001	Food Stamp Fraud Prosecution	2,430	4,883	2,657	9,500	9,500
1 41034198001	Municipal Crime Victim & Wit	30,480	76,610	66,814	95,000	72,112
1 41034198021	Superior Crime Victim & Witn	98,960	70,650	193,597	110,000	112,000
1 41034640002	ITA Judicial Costs	59,972	60,599	43,782	82,694	76,650
1 41036991026	Misc-Travel Reimbursement	5,830	6,781	6,462		
1 41036991032	Misc-LEAD Paralegal Reimb	12,858				
1 41039700003	Operating TRF in Pre Trial	93,001				
Sub 410	Attorney	2,879,976	2,838,463	2,309,420	3,051,048	3,232,112

2020 Final Budget
Expenditures
As of November 30, 2019

		2017 Actual	2018 Actual	2019 Current	2019 Budget	2020 Budget
Attorney						
Felony Division						
Salaries						
1 4111001	Salaries & Wages	1,618,824	1,786,898	1,764,404	1,889,425	1,938,609
1 4111002	Salaries-Overtime	16,538	5,005	3,140	15,000	15,000
1 4111010	Accrued Annual Leave	1,842-	5,378-	452	45,000	35,000
Obj 001	Salaries	1,633,520	1,786,525	1,767,995	1,949,425	1,988,609
Personnel Benefits						
1 4112002	Benefits-Direct	540,812	633,822	636,388	701,952	682,815
1 4112004	Benefits-Bank Accruals	1,016	1,093	832		
Obj 002	Personnel Benefits	541,828	634,915	637,220	701,952	682,815
Supplies						
1 4113101	Office & Operating Supplies	45,426	35,216	27,892	35,082	36,000
1 4113113	Supplies-Publications	3,278	3,359	3,165	7,000	7,000
1 4113501	Small Tools & Minor Equipmen	24,469	18,404	13,719	4,000	4,000
1 4113502	Computer Software	2,064		474	2,000	2,000
1 4113590	Small Attrac-Tracked Invento	3,545	3,748	274		200
Obj 003	Supplies	78,781	60,725	45,524	48,082	49,200
Other Services - Charges						
1 4114101	Professional Services	16,535	9,534	8,035	15,000	15,000
1 4114117	Prof Serv-Contract Attorney		9,739			1,000
1 4114122	Professional Services-Expert	3,727	2,925	3,075	9,993	8,000
1 4114128	Professional Services - Lexi	11,035	12,294	10,216	12,000	12,000
1 4114151	C Prof Serv-Extradition	315	2,317		4,000	4,000
1 4114191	Prof Serv-Purchasing Serv	10,714	13,575	13,052	14,239	15,324
1 4114192	Prof Serv-Info Services	353,103	355,595	356,430	388,833	463,988
1 4114198	Prof Serv-GIS	15,187	15,681	14,740	16,080	16,790
1 4114199	Prof Serv-DOS	59,742	61,508	62,948	68,671	72,192
1 4114201	Communication-Telephone	2,176	2,341	2,139	2,700	2,700
1 4114202	Communication-Postage	7,144	7,410	7,243	8,000	8,000
1 4114219	Phone Charges-Allocated	4,608	6,264	5,742	6,264	6,264
1 4114301	Travel	20,239	21,095	18,734	40,000	28,000
1 4114303	Travel-Witness	3,905	1,819	6,958	4,500	6,000
1 4114401	Advertising	912	1,546	5,724	2,000	2,000
1 4114501	Operating Rentals & Leases	22,108	21,145	12,612	23,000	23,000
1 4114590	Rent-Facil Maint	137,725	146,400	134,200	146,400	146,400
1 4114601	Insurance		325	50	500	400
1 4114690	Insurance-Interfund	44,690	33,471	43,007	46,917	32,446
1 4114801	Repairs & Maintenance	273	2,070	3,231	1,000	1,000
1 4114901	Miscellaneous	2,602	3,209	2,049	2,000	2,000
1 4114913	Miscellaneous - Bar Dues	8,619	11,674	11,297	11,000	10,500
1 4114915	Miscellaneous - Registration	1,480	2,895	1,549	2,000	2,000

2020 Final Budget
Expenditures
As of November 30, 2019

		2017 Actual	2018 Actual	2019 Current	2019 Budget	2020 Budget
Attorney						
Felony Division						
Obj 004	Other Services - Charges	726,838	744,832	723,033	825,097	879,004
Fnc 411	Felony Division	2,980,968	3,226,998	3,173,771	3,524,556	3,599,628
Narcotics Investigation						
Salaries						
1 4121001	Salaries & Wages	104,679	120,275	102,920	113,739	132,525
1 4121002	Salaries-Overtime	2,963	676	327	2,000	1,000
1 4121010	Accrued Annual Leave	4,878	2,156-	1,652	4,500	4,000
Obj 001	Salaries	112,520	118,795	104,899	120,239	137,525
Personnel Benefits						
1 4122002	Benefits-Direct	42,517	48,065	43,120	47,507	50,834
1 4122004	Benefits-Bank Accruals	135	428	22-	500	500
Obj 002	Personnel Benefits	42,652	48,493	43,098	48,007	51,334
Supplies						
1 4123501	Small Tools & Minor Equipmen	138-				
Obj 003	Supplies	138-				
Other Services - Charges						
1 4124202	Communication-Postage		56			
Obj 004	Other Services - Charges		56			
Fnc 412	Narcotics Investigation	155,033	167,344	147,997	168,246	188,859
MDT Grant						
Salaries						
1 4131001	Salaries	39,702	55,659	49,491	69,930	60,000
1 4131002	Salaries-Overtime	690	1,207	77	1,000	1,000
1 4131010	Accrued Annual Leave	797	797-	339		
Obj 001	Salaries	41,189	56,069	49,908	70,930	61,000
Personnel Benefits						
1 4132002	Beneftis	9,691	32,938	23,173	38,228	28,910
1 4132004	Benefits-Bank Accruals	75-	21	72-		
Obj 002	Personnel Benefits	9,615	32,959	23,101	38,228	28,910

2020 Final Budget
Expenditures
As of November 30, 2019

		2017 Actual	2018 Actual	2019 Current	2019 Budget	2020 Budget
Attorney						
MDT Grant						
Supplies						
1 4133101	Office & Operating Supplies	944	1,619	458	2,000	2,500
1 4133501	Small Tools & Minor Equipmen	1,647	909	2,995		1,500
1 4133502	Computer Software			1,984		500
1 4133590	Small Attrac-Tracked Invento	3,469				750
Obj 003	Supplies	6,060	2,528	5,437	2,000	5,250
Other Services - Charges						
1 4134101	Professional Services		2,195	91		
1 4134301	Travel	1,242	2,289	784	1,500	1,995
1 4134401	Advertising	289		358		150
1 4134501	Operating Rentals & Leases	50	75			
1 4134801	Repairs - Maintenance	290	173			
1 4134901	Miscellaneous		425			500
1 4134915	Misc-Registration	88	125	775	500	500
Obj 004	Other Services - Charges	1,958	5,282	2,008	2,000	3,145
Capital Outlay						
1 4136401	Machinery & Equipment		11,717			
Obj 006	Capital Outlay		11,717			
Fnc 413	MDT Grant	58,822	108,554	80,454	113,158	98,305
Lower Valley Task Force						
Salaries						
1 4141001	Salaries & Wages	127,377	92,805	78,138	83,964	96,282
1 4141002	Salaries-Overtime	3,456	249		500	500
1 4141010	Accrued Annual Leave	490-	2,195-	190	1,000	1,000
Obj 001	Salaries	130,343	90,860	78,328	85,464	97,782
Personnel Benefits						
1 4142002	Benefits-Direct	48,156	30,859	26,821	29,492	31,734
1 4142004	Benefits-Bank Accruals	1,150	25		500	500
Obj 002	Personnel Benefits	49,306	30,884	26,821	29,992	32,234
Fnc 414	Lower Valley Task Force	179,649	121,744	105,149	115,456	130,016
Support Division						
Salaries						
1 4151001	Salaries & Wages	815,487	862,189	802,225	863,829	872,232
1 4151002	Salaries-Overtime	4,905	659	1,418	6,000	6,000

2020 Final Budget
Expenditures
As of November 30, 2019

		2017 Actual	2018 Actual	2019 Current	2019 Budget	2020 Budget
Attorney						
Support Division						
Salaries						
1 4151010	Accrued Annual Leave	4,490-	7,407	2,738-	9,500	9,000
Obj 001	Salaries	815,901	870,255	800,905	879,329	887,232
Personnel Benefits						
1 4152002	Benefits-Direct	285,141	311,776	310,737	348,266	342,914
1 4152004	Benefits-Bank Accruals	543-	333	122-		
Obj 002	Personnel Benefits	284,598	312,109	310,616	348,266	342,914
Supplies						
1 4153101	Office & Operating Supplies	14,562	8,141	10,081	8,500	8,700
1 4153113	Supplies-Publications	1,761	2,083	2,210	2,000	2,000
1 4153501	Small Tools & Minor Equipmen	14,932	5,394	590	1,000	1,000
Obj 003	Supplies	31,254	15,619	12,880	11,500	11,700
Other Services - Charges						
1 4154101	Professional Services	30,581	23,946	17,028	28,000	28,000
1 4154128	Professional Services - Lexi	2,637	3,133	2,581	3,000	3,000
1 4154192	Prof Serv-Info Services					20,000
1 4154202	Communication-Postage	11,877	12,597	11,252	13,000	13,000
1 4154219	Phone Charges-Allocated	1,368				
1 4154301	Travel	3,000	2,981	2,329	4,000	4,000
1 4154401	Advertising	274			500	500
1 4154501	Operating Rentals & Leases	133,540	134,479	125,016	140,000	140,000
1 4154601	Insurance			50	100	100
1 4154801	Repairs & Maintenance	4,301	293	873		
1 4154901	Miscellaneous			30		5,000
1 4154913	Miscellaneous - Bar Dues	1,335	1,430	1,480	1,500	1,500
1 4154915	Miscellaneous - Registration		175	175		100
Obj 004	Other Services - Charges	188,913	179,033	160,814	190,100	215,200
Fnc 415	Support Division	1,320,666	1,377,016	1,285,215	1,429,195	1,457,046
Grant County Support Division						
Salaries						
1 4161001	Salaries & Wages	257,856	269,625	258,306	280,650	293,112
1 4161002	Salaries-Overtime	630	478		1,000	1,000
1 4161010	Accrued Annual Leave	6,622	3,959	126	3,000	3,000
Obj 001	Salaries	265,109	274,062	258,432	284,650	297,112

2020 Final Budget
Expenditures
As of November 30, 2019

		2017 Actual	2018 Actual	2019 Current	2019 Budget	2020 Budget
Attorney						
Grant County Support Division						
Personnel Benefits						
1 4162002	Benefits-Direct	106,362	113,277	107,998	117,765	118,150
1 4162004	Benefits-Bank Accruals	650	45			
Obj 002	Personnel Benefits	107,012	113,321	107,998	117,765	118,150
Supplies						
1 4163101	Office & Operating Supplies	5,106	2,334	1,181	2,000	2,000
1 4163501	Small Tools & Minor Equipmen	3,602	898		1,000	1,000
Obj 003	Supplies	8,708	3,232	1,181	3,000	3,000
Other Services - Charges						
1 4164101	Professional Services	16,639	17,187	12,891	16,000	16,000
1 4164128	Professional Services - Lexi	1,238	1,607	1,310	1,300	1,300
1 4164201	Communication-Telephone	7,362	5,215	4,591	7,500	7,500
1 4164202	Communication-Postage	4,496	3,085	99	4,000	2,500
1 4164301	Travel	3,767	2,776	1,903	4,000	4,500
1 4164501	Operating Rentals & Leases	23,618	22,944	20,749	25,000	25,000
1 4164601	Insurance				100	100
1 4164701	Utility Services	4,199	5,008	4,029	5,600	5,600
1 4164801	Repairs & Maintenance	8,645				
1 4164901	Miscellaneous	30			100	200
1 4164913	Miscellaneous - Bar Dues	412	477	482	500	500
Obj 004	Other Services - Charges	70,405	58,300	46,053	64,100	63,200
Fnc 416	Grant County Support Division	451,234	448,915	413,663	469,515	481,462
District Court						
Salaries						
1 4171001	Salaries & Wages	394,044	440,308	415,617	509,022	498,558
1 4171002	Salaries-Overtime	4,245	765	1,233	5,000	5,000
1 4171010	Accrued Annual Leave	10,253-	4,649	4,699-	2,000	2,000
Obj 001	Salaries	388,037	445,723	412,151	516,022	505,558
Personnel Benefits						
1 4172002	Benefits-Direct	154,520	190,871	188,026	230,893	218,594
1 4172004	Benefits-Bank Accruals	138-	29	260-		
Obj 002	Personnel Benefits	154,383	190,900	187,766	230,893	218,594
Supplies						
1 4173101	Office & Operating Supplies	5,125	4,278	6,760	5,500	5,500
1 4173113	Supplies-Publications			483		

2020 Final Budget
Expenditures
As of November 30, 2019

		2017 Actual	2018 Actual	2019 Current	2019 Budget	2020 Budget
Attorney						
District Court						
Supplies						
1 4173501	Small Tools & Minor Equipmen	13,356	5,028	2,923	1,000	1,000
1 4173590	Small Attrac Computer/Monito	2,025	1,908	1,777		1,000
Obj 003	Supplies	20,506	11,215	11,943	6,500	7,500
Other Services - Charges						
1 4174101	Professional Services	105	406	168	100	100
1 4174128	Prof Serv-Lexis	3,337	3,896	3,217	3,600	3,600
1 4174202	Communications-Postage	3	30	10		
1 4174301	Travel	1,338	1,764	4,685	2,000	5,500
1 4174401	Advertising	625	715	557	500	500
1 4174501	Operating Rental & Leases	3,265	3,318	1,782	4,000	4,000
1 4174701	Utilities-Services	155	586			
1 4174801	Repair & Maintenance		486	1,476		
1 4174913	Miscellaneous - Bar Dues	1,926	2,667	1,731	2,500	2,500
1 4174915	Miscellaneous - Registration	100	300	499	200	500
Obj 004	Other Services - Charges	10,855	14,169	14,126	12,900	16,700
Fnc 417	District Court	573,780	662,006	625,985	766,315	748,352
Corporate Counsel						
Salaries						
1 4181001	Salaries & Wages	201,663	208,562	202,530	220,124	197,483
1 4181002	Salaries-Overtime		8			
1 4181010	Accrued Annual Leave	156	27	1,009	1,000	1,000
Obj 001	Salaries	201,819	208,597	203,539	221,124	198,483
Personnel Benefits						
1 4182002	Benefits-Direct	61,262	64,290	66,987	74,274	73,092
1 4182004	Benefits-Bank Accruals		17			
Obj 002	Personnel Benefits	61,262	64,307	66,987	74,274	73,092
Supplies						
1 4183101	Office & Operating Supplies	6,355	2,284	1,843	3,500	3,000
1 4183113	Supplies-Publications	44				
1 4183501	Small Tools & Minor Equipmen	12,315	1,196		500	500
1 4183502	Computer Software	152	215	20		100
1 4183590	Small Attrac Computer/Monito	2,915				500
Obj 003	Supplies	21,781	3,695	1,863	4,000	4,100

2020 Final Budget
Expenditures
As of November 30, 2019

		2017 Actual	2018 Actual	2019 Current	2019 Budget	2020 Budget
Attorney						
Corporate Counsel						
Other Services - Charges						
1 4184101	Professional Services	4,269	208	224	200	500
1 4184202	Communications-Postage	1,268	2,287	1,415	2,000	1,500
1 4184301	Travel	3,277	2,782	4,270	3,500	4,000
1 4184401	Advertising		195			
1 4184501	Operating Rental & Leases	1,688	1,263	880	2,000	2,000
1 4184601	Insurance		100			
1 4184801	Repair & Maintenance			427		
1 4184901	Miscellaneous	55	316	25	50	50
1 4184913	Miscellaneous - Bar Dues	1,796	2,159	2,409	2,500	2,500
1 4184915	Miscellaneous - Registration		115-	445		100
Obj 004	Other Services - Charges	12,354	9,197	10,095	10,250	10,650
Fnc 418	Corporate Counsel	297,216	285,796	282,483	309,648	286,325
Juvenile Division						
Salaries						
1 4191001	Salaries & Wages	241,647	240,614	238,854	256,629	340,140
1 4191002	Salaries-Overtime	1,176	200	389	1,000	1,000
1 4191010	Accrued Annual Leave	430	1,414	4,221	1,000	1,000
Obj 001	Salaries	243,253	242,228	243,464	258,629	342,140
Personnel Benefits						
1 4192002	Benefits-Direct	92,635	103,013	105,896	112,894	139,434
1 4192004	Benefits-Bank Accruals	6-	68-	185-		
Obj 002	Personnel Benefits	92,628	102,946	105,711	112,894	139,434
Supplies						
1 4193101	Office & Operating Supplies	6,221	7,125	5,089	6,500	6,500
1 4193501	Small Tools & Minor Equipmen	4,674	2,537		1,000	1,000
1 4193590	Small Attrac Computer/Monito	278				
Obj 003	Supplies	11,172	9,662	5,089	7,500	7,500
Other Services - Charges						
1 4194101	Professional Services	77	114	66	100	100
1 4194128	Prof Serv-Lexis	2,637	3,133	2,581	2,800	2,800
1 4194202	Communications-Postage	1,090	1,102	1,241	1,200	1,200
1 4194301	Travel	964	982	1,426	1,000	1,000
1 4194501	Operating Rental & Leases	389	332	255	1,000	1,000
1 4194601	Insurance	50	100		100	100
1 4194901	Miscellaneous		60	35		
1 4194913	Miscellaneous - Bar Dues	873	953	964	1,000	1,000

2020 Final Budget
Expenditures
As of November 30, 2019

		2017 Actual	2018 Actual	2019 Current	2019 Budget	2020 Budget
Attorney						
Juvenile Division						
Other Services - Charges						
1 4194915	Miscellaneous - Registration		390	376		100
Obj 004	Other Services - Charges	6,080	7,166	6,944	7,200	7,300
Fnc 419	Juvenile Division	353,133	362,002	361,208	386,223	496,374
Kittitas County Support						
Salaries						
1 7121001	Salaries & Wages		18,428	46,549	50,805	51,900
1 7121002	Salaries-Overtime		51		500	500
1 7121010	Accrued Annual Leave		766	1,143	500	500
Obj 001	Salaries		19,246	47,692	51,805	52,900
Personnel Benefits						
1 7122002	Benefits-Direct		8,612	20,523	22,377	22,270
Obj 002	Personnel Benefits		8,612	20,523	22,377	22,270
Supplies						
1 7123101	Office & Operating Supplies		364	381	500	500
1 7123501	Small Tools & Minor Equipmen		2,980		500	500
Obj 003	Supplies		3,344	381	1,000	1,000
Other Services - Charges						
1 7124101	Professional Services		2,738	212	1,500	1,500
1 7124201	Communication-Telephone		941	1,793	2,000	2,000
1 7124202	Communication-Postage		500	718	500	500
1 7124301	Travel		455	1,248	1,800	1,800
1 7124501	Operating Rentals & Leases		12,900	19,984	23,634	24,000
1 7124801	Repairs & Maintenance			109		
1 7124901	Miscellaneous				500	500
Obj 004	Other Services - Charges		17,533	24,064	29,934	30,300
Fnc 712	Kittitas County Support		48,735	92,661	105,116	106,470
Traffic Saftey Resource						
Salaries						
1 7131001	Salaries &Wages			13,772	19,000	83,520
Obj 001	Salaries			13,772	19,000	83,520

2020 Final Budget
Expenditures
As of November 30, 2019

		2017 Actual	2018 Actual	2019 Current	2019 Budget	2020 Budget
Attorney						
Traffic Saftey Resource						
Personnel Benefits						
1 7132002	Benefits-Direct			4,863	6,000	28,755
Obj 002	Personnel Benefits			4,863	6,000	28,755
Supplies						
1 7133101	Office Supplies				2,500	2,500
1 7133501	Small Tools & Minor Equipmen					3,500
Obj 003	Supplies				2,500	6,000
Other Services - Charges						
1 7134101	Prof Services					8,100
1 7134128	Prof Serv-Lexis					200
1 7134202	Communications-Postage					250
1 7134301	Travel				2,500	11,217
1 7134501	Operating Rental & Leases					340
1 7134913	Misc-Dues					500
Obj 004	Other Services - Charges				2,500	20,607
Fnc 713	Traffic Saftey Resource			18,635	30,000	138,882
Sub 410	Attorney	6,370,501	6,809,110	6,587,221	7,417,428	7,731,719

Clerk

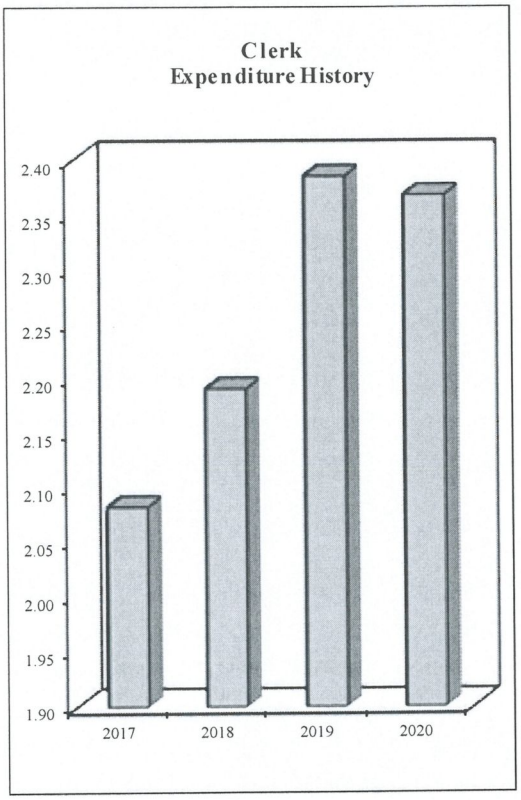

Expenditures	2017 Actual	2018 Actual	2019 Budget	2020 Budget
Salaries & Wages	1,125,137	1,071,038	1,181,388	1,250,704
Personnel Benefits	503,987	501,547	606,800	601,560
Supplies	34,710	35,694	63,000	41,300
Other Services & Charges	418,543	581,999	533,165	473,477
Total	2,082,377	2,190,278	2,384,353	2,367,041

Program Description:

The County Clerk is the financial and executive officer of Superior Court and Juvenile Court. The Clerk's office is comprised of several divisions. Mandated duties include, but are not limited to, permanent retention of all Superior Court and Juvenile Court records; attending and recording criminal, civil, domestic relations, probate, adoption, mental illness and juvenile court proceedings; receipting, collecting, investing trust funds as required, disbursing all money paid through the Clerk's office; preservation of archived records; perfecting appeals to the Court of Appeals and Supreme Court; releasing exhibits used in court proceedings; dismissing court cases; carrying out reporting requirements to other departments and agencies; jury management; and providing assistance to the public, judges, and attorneys.

Major Objectives:

1. Integrated project implementation with Superior and Juvenile Court of case management system including jury management and records management systems.
2. Continue using technology to provide the public with efficient service.
3. Expansion of collection program for collection of court ordered legal financial obligations.
4. Upgrade of document imaging system.

Revenue/Expenditure Comment:

Revenue is generated from Superior Court filing fees, payment of criminal legal financial obligations, investment interest and discretionary grants/contracts with the State. Revenue and expenditures remain fairly constant based on growth associated with state contracts and increased general fund revenue.

2020 Final Budget
Revenue
As of November 30, 2019

		2017 Actual	2018 Actual	2019 Current	2019 Budget	2020 Budget
Clerk						
REVENUES						
1 42033396792	Child Support Enforc-Clerk				210,000	205,050
1 42033401020	St Grant other Judicial Agen		26,302			
1 42033403111	Dept of Ecology Reimburse	10,015	2,214	1,741		10,000
1 42033404601	Reimburse, Clerk's Non-Suppo	191,221	212,351	164,137		
1 42033404612	DSHS-Becca Bill	17,468	23,145	10,324	17,500	13,731
1 42033601201	AOC Clerk LFO Distribution	25,063	20,426	25,063	25,063	20,000
1 42034123001	xCivil/Probate & Domest Fili	548	250	420	400	840
1 42034123071	CLJ Appeal Filing No JST			91		
1 42034123091	Juvenile Emancipation Filing	198	99	99	70	132
1 42034123111	Anti-Harassment Filing Fee	418	580	557	600	510
1 42034123321	Civil Filing Fee	131,336	155,155	125,704	155,000	156,950
1 42034123341	Domestic Facilitator	52,471	56,278	50,778	59,000	55,510
1 42034123381	CLJ Appeal Filing Fee	91	273	91	50	
1 42034123401	Counter Cross 3rd Party Clai	1,820	3,276	2,184	4,300	1,638
1 42034123421	Unlawful Detainer Filing Fee	1,927	1,752	1,234	1,700	1,416
1 42034123441	Unlaw Det Combined	22,238	20,882	17,492	20,300	19,662
1 42034123481	Facilitator Program Fee	29,635	24,459	24,997	22,000	24,880
1 42034123511	JST Revenue	29,863	32,039	26,924	31,926	31,494
1 42034129021	Will Repository	680	580	760	450	960
1 42034129031	Will Only Filing Fee	1,912	2,138	1,674	1,850	1,900
1 42034129041	Tx Warrant Filings	31,223	32,533	38,338	30,500	36,640
1 42034129051	Modification Facilitator Fil	9,072	7,634	7,812	9,000	8,496
1 42034129061	Transcript Filing Fee	529	1,177	1,199	850	1,296
1 42034129071	Unlawful Detainer Ans Filing	3,146	2,662	1,573	3,150	1,574
1 42034129081	Non-Judicial Probate Documen	11	32	11	50	
1 42034134001	xAffidavit Filing Fee	149,076	171,988	161,762	165,600	207,088
1 42034134041	Reimburse Collection Cost	6,159	8,125	4,531	7,600	4,970
1 42034134051	Extension of Judgement	3,961	5,218	1,693	5,000	2,674
1 42034137011	Sup Crt-Criminal Warrant	2,191	2,680	1,524	3,000	1,022
1 42034137021	Crime Lab Analysis Fee	185	253	130	250	146
1 42034149011	Yakma Municipal Jury Fee	30,228	30,823	25,962	30,000	17,556
1 42034149012	Dist-Crt Yakima Jury Fee	30,000	22,500	31,453	30,000	30,000
1 42034149013	Dist-Crt Grandview Jury Fee	9,600	7,200	10,185	9,600	9,600
1 42034149014	Dist-Crt Union Gap Jury Fee	19,200	14,400	20,457	19,200	19,200
1 42034165001	Copies Sup CRT	38,730	32,979	38,326	25,500	46,630
1 42034181006	Odyssey Access Fee	16,700	15,900	4,509	28,900	15,900
1 42034195010	Atty Fees-Parentage-CGF			5,980		10,400
1 42034233101	Adult Deferred Continuance	4,472	1,191	107	1,580	14
1 42034236001	Reimbursement of Jail Costs	30,807	24,516	13,998	18,600	10,200
1 42034270031	Juv Probation Bail		10	10	25	
1 42034640002	ITA Judicial Costs	102,649	103,722	89,858	96,957	107,830
1 42035131001	Criminal Warrant	3,070	6,076	2,264	6,650	2,860
1 42035131011	Sup Crt-Criminal Fee	25,665	27,857	14,373	27,900	17,170
1 42035150081	Meth Lab Cleanup Fund	5	927	81	25	112
1 42035180001	Penalty Crime Victim	1,678	1,919	387	2,296	774
1 42035180003	Juv-Crime Victim Penalty Ass			80		94

2020 Final Budget
Revenue
As of November 30, 2019

		2017 Actual	2018 Actual	2019 Current	2019 Budget	2020 Budget
Clerk						
REVENUES						
1 42035180011	Penalty Crime Victims	48,862	61,155	16,540	61,062	33,194
1 42035180031	Juvenile Crime Victims	1,568	1,409	502	952	1,004
1 42035190021	Sup Ct-Domestic Violence Pen	5,931	7,205	5,802	5,725	7,100
1 42035191001	Sup Crt- Felony Penalties	46,190	108,962	39,439	59,698	42,768
1 42035191041	Fines Juv Offender	4	73	84	10	168
1 42035191071	Bail Forfeiture Crime Vict		167			
1 42035721001	Jury Demand Fee	1,066	956	471	1,368	414
1 42035723021	Sup Crt-Juv Pub Def Costs	1,107	906	693	502	908
1 42035725001	Sup Crt-Interpreter	114	10		20	
1 42035728011	Cost Criminal	124	379	184	306	
1 42036140021	Interest-LFO	25,622	28,196	12,591	29,816	11,000
1 42036991011	Small Overpayments	2	49	53	76	25
Sub 420 Clerk		1,165,852	1,313,987	1,007,228	1,231,977	1,193,500

2020 Final Budget
Expenditures
As of November 30, 2019

		2017 Actual	2018 Actual	2019 Current	2019 Budget	2020 Budget
Clerk						
Salaries						
1 4211001	Salaries & Wages	1,083,752	1,018,579	1,011,447	1,134,870	1,250,704
1 4211002	Salaries-Overtime	44,274	41,758	17,463	18,000	
1 4211003	Salaries-Extra Help		5,413	27,630	27,630	
1 4211010	Accrued Annual Leave	2,889-	5,288	888	888	
Obj 001	Salaries	1,125,137	1,071,038	1,057,428	1,181,388	1,250,704
Personnel Benefits						
1 4212002	Benefits-Direct	503,415	501,661	507,923	604,029	601,560
1 4212004	Benefits-Bank Accruals	572	113-	3,135	2,771	
Obj 002	Personnel Benefits	503,987	501,547	511,059	606,800	601,560
Supplies						
1 4213101	Office & Operating Supplies	30,259	23,739	29,451	39,000	22,000
1 4213501	Small Tools & Minor Equipmen	506	1,461	2,348	10,000	7,789
1 4213502	Computer Software	2,075		144	4,000	4,000
1 4213590	Small Attrac-Tracked Invento	1,870	10,494	5,063	10,000	7,511
Obj 003	Supplies	34,710	35,694	37,006	63,000	41,300
Other Services - Charges						
1 4214101	Professional Services	11,294	28,460	5,370	18,000	18,000
1 4214191	Prof Serv-Purchasing Serv	3,339	4,019	3,833	4,181	4,480
1 4214192	Prof Serv-Info Serv	229,260	222,229	182,712	199,322	241,970
1 4214199	Prof Serv-DOS	31,002	31,896	30,757	33,553	35,273
1 4214201	Communication-Telephone	241	1,074	1,304	1,400	2,689
1 4214202	Communication-Postage	19,259	16,338	24,508	30,000	22,000
1 4214219	Phone Charges-Allocated	3,600	3,960	3,630	4,800	3,960
1 4214301	Travel		2,734	2,939	3,800	5,000
1 4214401	Advertising	696	469	690	1,100	1,100
1 4214501	Operating Rentals & Leases	11,718	8,366	4,633	8,000	8,000
1 4214590	Rent-Facil Maint	88,130	88,130	80,786	88,130	88,130
1 4214601	Insurance			2,380		
1 4214690	Insurance-Interfund	12,091	139,795	119,624	132,879	36,766
1 4214801	Repairs & Maintenance	7,534	1,757	1,929	3,000	2,000
1 4214901	Miscellaneous	380	5,791	4,295	5,000	4,109
1 4214906	Misc-Other		26,980			
Obj 004	Other Services - Charges	418,543	581,999	469,390	533,165	473,477
Fnc 421	Clerk	2,082,376	2,190,278	2,074,882	2,384,353	2,367,041
Sub 420	Clerk	2,082,376	2,190,278	2,074,882	2,384,353	2,367,041

Consolidated Juvenile Services

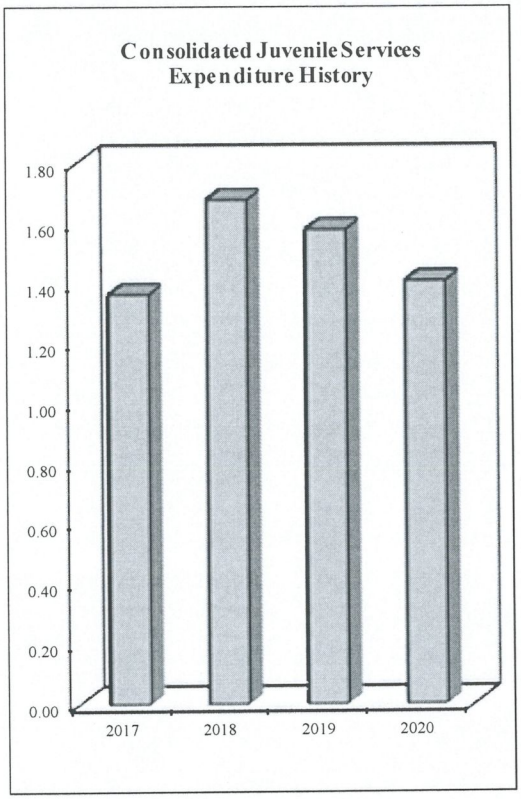

Expenditures	2017 Actual	2018 Actual	2019 Budget	2020 Budget
Salaries & Wages	882,147	998,473	920,711	848,960
Personnel Benefits	362,544	429,457	408,752	386,927
Supplies	7,418	27,907	10,107	4,284
Other Services & Charges	112,359	221,668	239,528	167,328
Total	1,364,468	1,677,505	1,579,098	1,407,499

Program Description:

Consolidate Juvenile Services/Grants consist of programs funded by various grants to assist the Juvenile Court in providing needed services to juvenile offenders. It is a cooperative effort between the various counties and the state.

Based upon the approval of a plan by the State of Washington, Yakima County provides or contracts for services, and the state reimburses either wholly or partially the costs of the programs depending on availability of funds. Current projects include but are not limited to:

- Risk assessments to identify youth most likely to re-offend
- CMAP, a case management tool to focus on resources identified by risk assessment
- Drug/Alcohol Assessment and Treatment
- Washington State Aggression Replacement Training (ART)
- Functional Family Therapy (FFT), an intensive form of counseling for families
- Multi-Systemic Therapy (MST), intensive family therapy that focuses on the family as a whole
- Mental Health Assessments. Therapists are available 24/7 for crisis situations.
- Assessments, polygraphs and sex offense specific treatment for Juvenile Sex Offenders
- BECCA Services (Truancy, At-Risk Youth and Child in Need of Services)

Included under the umbrella of **Consolidated Juvenile Services** are the following programs funded by DCYF, Juvenile Rehabilitation (JR):

- **Chemical Dependency & Mental Health Disposition Alternative (CDMHDA):** This program is a disposition alternative for committable and local sanction youth who are chemically dependent or substance abusing, mental health, or co-occurring pursuant to RCW 13.40.165
- **CJAA – Community Juvenile Accountability Act** – This act provides funding to counties for implementation of five model programs demonstrated by research to reduce recidivism among juvenile offenders. The target groups for these programs are juvenile offenders in the community, including those confined locally through detention, electronic home monitoring, day reporting centers, work crews and those whose disposition do not require a period of confinement.
- **SSODA—Special Sex Offender Disposition Alternative** – This program provides assessment and treatment for eligible juvenile sex offenders.

Consolidated Juvenile Services (continued)

- **High Risk Youth** – Provides supervision by probation staff and programs for youth at high risk to reoffend.
- **Diversion** – An early intervention program for minor, first time offenders. This program reduces the number of misdemeanor cases going to court and has been proven to reduce recidivism. The Probation department is currently revising diversion guidelines to account for changes in the law that allow for some felony diversions.
- **3900 Impact** – These are to be used for funding impacts of the Juvenile Justice Bill, E35HB 3900, passed by the 1997 Legislature.

In addition, the following programs are provided by **Other State or Local Funding:**

- **BECCA** – Provides funding to work with children and families through three programs: At-Risk Youth (ARY), Children in Need of Services (CHINS) and Truancy. The program provides funding for the Juvenile Court and also the Clerk's Office, Office of Assigned Counsel and the Prosecutor's Office, who are also involved in handling these types of cases.
- **WA State CASA/GAL** – This program provides funding to assist county Court Appointed Special Advocate (CASA) and Guardian ad Litem (GAL) programs that work with dependent children. This program primarily funds the recruitment and supervision of volunteer CASA's.

Major Objectives:

- To continue to provide relevant services to juvenile offenders to effect positive cognitive and behavioral changes.
- To hold juvenile offenders accountable for their actions.

Revenue/Expenditure Comment:

Revenue is primarily in the form of reimbursement from the State of Washington government for services provided. Currently, the allotments for the CJS programs to the various counties are based on a modified "at-risk" formula that considers factors other than population.

2020 Final Budget
Revenue
As of November 30, 2019

		2017 Actual	2018 Actual	2019 Current	2019 Budget	2020 Budget
Consolidated Juvenile Services						
REVENUES						
1 43033316575	Vict of Crime Grant		286,408	119,135	197,942	
1 43033401204	OAC - CASA/GAL	116,082	124,655	96,754	124,987	123,104
1 43033404602	DSHS-Cons Juvenile Serv	343,872	340,111	336,715	458,365	495,174
1 43033404604	DSHS-SSODA	120,187	126,245	89,476	114,560	109,169
1 43033404612	DSHS-Becca Bill	208,669	195,038	124,732	182,243	167,061
1 43033404615	DSHS-JRA-CDDA-Chem Dep Disp	19,227	16,626	13,652	17,090	7,268
1 43033404616	DSHS-JRA-CJAA-Com Juv Acct A	81,394	86,571	65,914	93,518	101,848
1 43033404617	DSHS-JRA-3900 Impact	106,031	124,404			
1 43033404620	DSHS-CJAA Expansion	284,504	301,181	185,158	300,944	315,258
1 43034144011	Consulting Services	6,216	8,386	5,083	10,540	9,320
1 43036719001	Donations-CASA	7,000		5,000	995	
1 43039700122	Operating Tsf In-Mental Heal	73,766	76,039	57,830	77,914	74,297
Sub 430	Consolidated Juvenile Services	1,366,948	1,685,664	1,099,447	1,579,098	1,402,499

2020 Final Budget
Expenditures
As of November 30, 2019

		2017 Actual	2018 Actual	2019 Current	2019 Budget	2020 Budget
Consolidated Juvenile Services						
CDDA-Chem Depend Disp Alt						
Salaries						
1 4311001	Salaries & Wages	10,572	12,058	6,338	10,986	
1 4311006	Salaries Supervision	4,932	660	4,920	2,000	7,268
1 4311010	Accrued Annual Leave	77	11	574-		
Obj 001	Salaries	15,581	12,729	10,684	12,986	7,268
Personnel Benefits						
1 4312002	Benefits-Direct	3,808	3,908	2,331	4,104	
Obj 002	Personnel Benefits	3,808	3,908	2,331	4,104	
Fnc 431	CDDA-Chem Depend Disp Alt	19,389	16,637	13,015	17,090	7,268
CJAA-Comm Juv Acctability Act						
Salaries						
1 4321001	Salaries & Wages	53,558	55,031	51,356	56,431	58,489
1 4321010	Accrued Annual Leave	64	62	3,144-		
Obj 001	Salaries	53,622	55,093	48,212	56,431	58,489
Personnel Benefits						
1 4322002	Benefits-Direct	21,825	22,939	21,600	24,316	25,482
1 4322004	Benefits-Bank Accruals	11	205-	139-		
Obj 002	Personnel Benefits	21,836	22,733	21,461	24,316	25,482
Supplies						
1 4323101	Office & Operating Supplies	1,430	1,661	228	1,271	600
Obj 003	Supplies	1,430	1,661	228	1,271	600
Other Services - Charges						
1 4324162	Prof Serv-MST		750		3,500	8,907
1 4324165	Prof Serv-JRA FFT	4,200	5,800	5,800	8,000	8,370
Obj 004	Other Services - Charges	4,200	6,550	5,800	11,500	17,277
Fnc 432	CJAA-Comm Juv Acctability Act	81,087	86,037	75,701	93,518	101,848
SSODA						
Salaries						
1 4331001	Salaries & Wages	49,953	50,784	43,278	51,900	50,805
1 4331006	Salaries Supervision	8,382		8,128		
1 4331010	Accrued Annual Leave	124-	195	1,825-		
Obj 001	Salaries	58,211	50,980	49,581	51,900	50,805

2020 Final Budget
Expenditures
As of November 30, 2019

		2017 Actual	2018 Actual	2019 Current	2019 Budget	2020 Budget
Consolidated Juvenile Services						
SSODA						
Personnel Benefits						
1 4332002	Benefits-Direct	21,702	21,420	18,485	22,966	24,921
1 4332004	Benefits-Bank Accruals		13			
Obj 002	Personnel Benefits	21,702	21,433	18,485	22,966	24,921
Other Services - Charges						
1 4334101	Professional Services	1,467	1,444	930	1,000	900
1 4334134	Prof Serv-COUNSEL-Parent	680	1,063	1,155	1,000	1,000
1 4334162	Prof Serv-Counsel-Group	8,745	10,813	7,530	8,650	7,000
1 4334163	Prof Serv-Counsel-Individual	24,395	25,830	17,085	22,500	20,000
1 4334166	Prof Serv-SSODA Evals	4,700	3,500	2,800	4,200	2,543
1 4334167	Prof Serv-SSODA Polygraph	2,350	2,500	1,850	2,344	2,000
1 4334201	Communication-Telephone	436	350			
1 4334901	Miscellaneous	50				
Obj 004	Other Services - Charges	42,823	45,500	31,350	39,694	33,443
Fnc 433	SSODA	122,736	117,912	99,416	114,560	109,169
CASA Program						
Supplies						
1 4343101	Office & Operating Supplies	1,659	805	740		1,500
Obj 003	Supplies	1,659	805	740		1,500
Other Services - Charges						
1 4344301	Travel	478	501	150		
1 4344401	Advertising	1,944	1,872	2,512	995	2,728
1 4344901	Miscellaneous	150	300	300		772
Obj 004	Other Services - Charges	2,572	2,673	2,962	995	3,500
Fnc 434	CASA Program	4,231	3,478	3,702	995	5,000
CJS at Risk or High Risk Youth						
Salaries						
1 4361001	Salaries & Wages	210,241	196,659	274,165	303,302	323,024
1 4361002	Salaries-Overtime		4	105		
1 4361006	Salaries Supervision	4,354	16,473		5,087	17,042
1 4361010	Accrued Annual Leave	662-	2,439-	4,905-		
Obj 001	Salaries	213,934	210,697	269,365	308,389	340,066
Personnel Benefits						
1 4362002	Benefits Direct	89,031	85,895	121,509	135,411	145,459

2020 Final Budget
Expenditures
As of November 30, 2019

		2017 Actual	2018 Actual	2019 Current	2019 Budget	2020 Budget
Consolidated Juvenile Services						
CJS at Risk or High Risk Youth						
Personnel Benefits						
1 4362004	Benefits-Bank Accruals	252	1,159	122-		
Obj 002	Personnel Benefits	89,283	87,054	121,386	135,411	145,459
Supplies						
1 4363101	Office & Operating Supplies		94			
1 4363104	Printing	201	441			
Obj 003	Supplies	201	535			
Other Services - Charges						
1 4364101	Professional Services	1,179	1,961	1,194	1,325	2,000
1 4364201	Communication-Telephone	1,038	1,157	2,803	3,138	3,000
1 4364202	Communication-Postage	559	608	1,382	1,240	1,049
1 4364301	Travel				400	
1 4364501	Operating Rentals & Leases			3,300	3,600	3,600
1 4364901	Miscellaneous	95		100	4,862	
Obj 004	Other Services - Charges	2,872	3,726	8,780	14,565	9,649
Fnc 436	CJS at Risk or High Risk Youth	306,289	302,012	399,531	458,365	495,174
System Access Prevention						
Salaries						
1 4391001	Salaries & Wages	26,838	27,322			
1 4391002	Salaries-Overtime	20				
1 4391010	Accrued Annual Leave	2,413-	31	1,554-		
Obj 001	Salaries	24,445	27,352	1,554-		
Personnel Benefits						
1 4392002	Benefits-Direct	10,912	11,650			
Obj 002	Personnel Benefits	10,912	11,650			
Supplies						
1 4393101	Office & Operating Supplies	333	174			
1 4393104	Printing	498	241			
Obj 003	Supplies	831	415			
Fnc 439	System Access Prevention	36,189	39,418	1,554-		

2020 Final Budget
Expenditures
As of November 30, 2019

			2017 Actual	2018 Actual	2019 Current	2019 Budget	2020 Budget
Consolidated Juvenile Services							
3900 Impact							
Salaries							
1 4821001		Salaries & Wages	78,946	84,810			
1 4821010		Accrued Annual Leave	540	368	2,417-		
Obj 001	Salaries		79,486	85,178	2,417-		
Personnel Benefits							
1 4822002		Benefits-Direct	23,675	35,673			
1 4822004		Benefits-Bank Accruals	39	129-	77-		
Obj 002	Personnel Benefits		23,713	35,544	77-		
Supplies							
1 4823101		Office & Operating Supplies		5			
1 4823104		Printing	50				
Obj 003	Supplies		50	5			
Other Services - Charges							
1 4824101		Professional Services	20				
1 4824201	I	Communication-Telephone	1,346	1,167			
1 4824202		Communication-Postage	559	608			
1 4824501	I	Operating Rentals & Leases	600	3,600			
1 4824901		Miscellaneous	110	75			
Obj 004	Other Services - Charges		2,635	5,450			
Fnc 482	3900 Impact		105,884	126,177	2,494-		
BECCA/Truancy Program							
Salaries							
1 4851001		Salaries & Wages	134,954	122,357	84,643	95,784	110,513
1 4851006		Salaries Supervision	10,922			10,000	311
1 4851010		Accrued Annual Leave	5,084-	678-	3,677-		
Obj 001	Salaries		140,792	121,679	80,966	105,784	110,824
Personnel Benefits							
1 4852002		Benefits-Direct	63,834	60,627	48,071	46,056	56,237
1 4852004		Benefits-Bank Accruals	165-	303	432-		
Obj 002	Personnel Benefits		63,669	60,930	47,639	46,056	56,237
Supplies							
1 4853101		Office & Operating Supplies	118			671	
1 4853104		Printing	263	1,352	1,073	1,700	

2020 Final Budget
Expenditures
As of November 30, 2019

		2017 Actual	2018 Actual	2019 Current	2019 Budget	2020 Budget
Consolidated Juvenile Services						
BECCA/Truancy Program						
Obj 003 Supplies		381	1,352	1,073	2,371	
Other Services - Charges						
1 4854202	Communications-Postage	188	606	350	800	
1 4854301	Travel	587			950	
1 4854901	Miscellaneous	390	200		26,282	
Obj 004 Other Services - Charges		1,166	806	350	28,032	
Fnc 485 BECCA/Truancy Program		206,007	184,767	130,027	182,243	167,061
CASA/GAL-AOC						
Salaries						
1 4861001	Salaries & Wages	81,382	87,946	82,037	88,098	86,576
1 4861010	Accrued Annual Leave	102-	77-	4,077-		
Obj 001 Salaries		81,280	87,870	77,959	88,098	86,576
Personnel Benefits						
1 4862002	Benefits-Direct	32,220	35,474	33,675	36,808	36,528
1 4862004	Benefits-Bank Accruals	619	313-	98		
Obj 002 Personnel Benefits		32,839	35,161	33,774	36,808	36,528
Supplies						
1 4863101	Office & Operating Supplies	61	9			
Obj 003 Supplies		61	9			
Other Services - Charges						
1 4864901	Miscellaneous				81	
Obj 004 Other Services - Charges					81	
Fnc 486 CASA/GAL-AOC		114,180	123,039	111,733	124,987	123,104
VOCA Contract						
Salaries						
1 4911001	Salaries & Wages		145,774	70,874	93,898	
1 4911002	Salaries-Overtime			992-		
1 4911010	Accrued Annual Leave		5,680	5,680-		
Obj 001 Salaries			151,454	64,202	93,898	

2020 Final Budget
Expenditures
As of November 30, 2019

		2017 Actual	2018 Actual	2019 Current	2019 Budget	2020 Budget
Consolidated Juvenile Services						
VOCA Contract						
Personnel Benefits						
1 4912002	Benefits-Direct		61,888	30,168	40,611	
1 4912004	Benefits-Bank Accruals		286-	164-		
Obj 002	Personnel Benefits		61,602	30,004	40,611	
Supplies						
1 4913101	Office & Operating Supplies		9,501	1,398	5,000	
1 4913104	Supplies-Printing		1,647		500	
1 4913501	Small Tools & Minor Equipmen		3,077		300	
1 4913502	Computer Software		4,315			
1 4913590	Small Attrac Computer/Monito		2,448			
Obj 003	Supplies		20,989	1,398	5,800	
Other Services - Charges						
1 4914101	Professional Services		109	2,725	250	
1 4914201	Communications-Telephone		1,112	389	381	
1 4914202	Communications-Postage		101	1	698	
1 4914301	Travel preapproval		4,547		2,500	
1 4914401	Advertising		8,336	200	5,000	
1 4914501	Operating Rental & Leases		8,792	2,295	3,918	
1 4914590	Rent-Facilities Maint		29,904	2,492	14,952	
1 4914601	Insurance				200	
1 4914901	Miscellaneous		2,609		29,734	
Obj 004	Other Services - Charges		55,510	8,102	57,633	
Fnc 491	VOCA Contract		289,555	103,706	197,942	
CJAA Expansion Grant						
Salaries						
1 4931001	Salaries & Wages	154,881	134,786	101,022	141,720	137,777
1 4931002	Salaries-Overtime			24		
1 4931010	Accrued Annual Leave	693	576	5,670-		
Obj 001	Salaries	155,574	135,362	95,376	141,720	137,777
Personnel Benefits						
1 4932002	Benefits-Direct	70,544	64,660	50,312	71,572	72,065
1 4932004	Benefits-Bank Accruals	645-	85-	231		
Obj 002	Personnel Benefits	69,898	64,575	50,543	71,572	72,065
Supplies						
1 4933101	Office & Operating Supplies	2,806	2,136	3,161	665	2,184

2020 Final Budget
Expenditures
As of November 30, 2019

		2017 Actual	2018 Actual	2019 Current	2019 Budget	2020 Budget
Consolidated Juvenile Services						
Obj 003	Supplies	2,806	2,136	3,161	665	2,184
Other Services - Charges						
1 4934162	Prof Serv-MST	12,713	27,019	9,125	43,987	49,303
1 4934165	Prof Serv-JRA FFT	41,300	73,400	45,900	43,000	53,929
1 4934301	Travel	1,496				
1 4934901	Miscellaneous	45				
Obj 004	Other Services - Charges	55,555	100,419	55,025	86,987	103,232
Fnc 493	CJAA Expansion Grant	283,833	302,492	204,106	300,944	315,258
Juv Mental Health						
Salaries						
1 4941001	Salaries & Wages	51,615	52,852	48,076	54,159	50,805
1 4941010	Accrued Annual Leave	29	59	3,018-		
Obj 001	Salaries	51,645	52,911	45,058	54,159	50,805
Personnel Benefits						
1 4942002	Benefits-Direct	21,694	22,647	21,065	23,755	23,492
1 4942004	Benefits-Bank Accruals	165	726-	410-		
Obj 002	Personnel Benefits	21,860	21,921	20,655	23,755	23,492
Fnc 494	Juv Mental Health	73,504	74,832	65,714	77,914	74,297
Contract Work for DSHS						
Salaries						
1 4951001	Salaries & Wages	7,635	7,160	6,379	7,346	6,350
1 4951010	Accrued Annual Leave	57-	8	409-		
Obj 001	Salaries	7,578	7,168	5,970	7,346	6,350
Personnel Benefits						
1 4952002	Benefits-Direct	3,025	2,945	2,629	3,153	2,743
Obj 002	Personnel Benefits	3,025	2,945	2,629	3,153	2,743
Other Services - Charges						
1 4954301	Travel	536	1,036	623	41	227
Obj 004	Other Services - Charges	536	1,036	623	41	227
Fnc 495	Contract Work for DSHS	11,139	11,149	9,221	10,540	9,320
Sub 430	Consolidated Juvenile Services	1,364,468	1,677,505	1,211,824	1,579,098	1,407,499

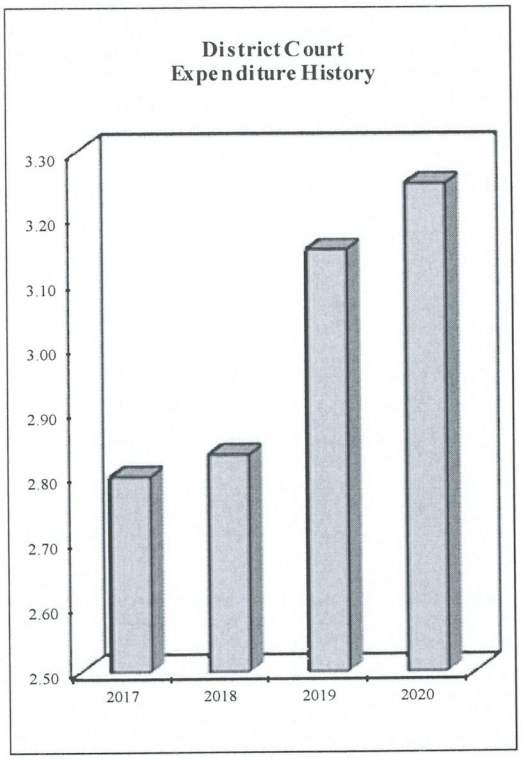

District Court

Expenditures	2017 Actual	2018 Actual	2019 Budget	2020 Budget
Salaries & Wages	1,345,901	1,393,609	1,431,675	1,547,407
Personnel Benefits	460,675	478,985	508,007	509,632
Supplies	44,352	48,763	59,300	78,600
Other Services & Charges	948,305	911,563	1,149,364	1,113,560
Total	2,799,233	2,832,920	3,148,346	3,249,199

Program Description:

The mission of the Yakima County Courts is to:

Provide effective and timely resolution of legal matters, assuring dignified and fair treatment to all participants while promoting respect for the justice system and maintaining the independence of the judiciary.

The District Court is one of three court operations, the others being Superior Court and Juvenile Court, that make up the Yakima County Courts. The District Court is a court of limited jurisdiction that provides court services and adult probation services through Yakima County Probation Services, for Yakima County residents. To accomplish these tasks, we hold court both in Yakima and in Grandview.

District Court has jurisdiction over crimes punishable by up to 364 days in jail and a $5,000 fine. The most common criminal offenses that are heard in District Court include driving under the influence of alcohol, thefts of property or service valued at $250 or less, domestic violence assaults and protection order violations, hit and run, and driving with a suspended license and violations of hunting and fishing laws. The Court also hears traffic and non-traffic infractions such as tickets for speeding and driving without insurance that are punishable only by a financial penalty.

The most common agencies to file cases in District Court are the Washington State Patrol and the Yakima County Sheriff's Office. However, the District Court has the authority to hear cases from anywhere in Yakima County. As a result, law enforcement agencies from other municipalities may file cases in District Court.

In addition to the criminal infraction matters, the District Court also hears civil matters. Those cases include damage claims for personal injury, property damage, and breach of contract for amounts up to $100,000. The Court also has the authority to hear small claim cases up to $5,000, civil anti-harassment actions, name changes, and certain lien foreclosures.

In addition to traditional court services, the District Court also operates the Yakima County DUI Court Program. The mission of the DUI Court is to:

Promote public safety through intensive court monitored treatment and assistance of high risk repeat DUI offenders by utilizing a collaborative approach which demands accountability of the offenders, court and treatment providers while focusing on public safety and a measurable reduction of DUI offenses.

District Court (continued)

The DUI Court Program accepted the first participants in January 2012. Since that time, we have had 87 referrals to the program and of those 78 have been admitted. The program consists of four phases and is 18 months in length. Of those that who have been admitted and are no longer in the program, 39 graduated and 20 have been terminated. Of all those that have participated in the program, to include graduated, terminated and active participants, only 40 have recidivated by getting another DUI – which is a 95% success rate.

The District Court has entered into contracts with three municipalities, the cities of Mabton, Grandview, and Union Gap, to operate their Municipal Courts. Pursuant to these contracts, the District Court provides for all services related to court operations. These services include administrative support related to processing cases, judicial and clerk staff for court hearings, receipting payments and collections, interpreter services as well as jury services.

Major Objectives:

- Continue to provide quality services to the citizens of Yakima County with the limited resources allotted.
- Maximize the ability to handle caseloads within reasonable time frames absent adequate staffing levels and financial resources for operations to implement modern programs targeted at improved services.

Revenue/Expenditure Comment:

District Court operations are governed by state statute and constitutional requirements. Most expenses are beyond the control of the Court. In order to increase efficiencies and reduce costs to the taxpayers, the Court shares its Court Administrator with Superior Court, Juvenile Court, and District Court Probation. This unprecedented administrative consolidation has been widely recognized as a model for other courts around the state. Compared to 16 other counties like Yakima in size, demographics and income, Yakima County District Court averages far fewer staff, far more cases per capita and higher crime rates than any of these comparable counties.

District Court aggressively enforces financial sanctions through collections outsourcing and an expanded method of payment (i.e. credit cards and payment drop box).

2020 Final Budget
Revenue
As of November 30, 2019

		2017 Actual	2018 Actual	2019 Current	2019 Budget	2020 Budget
District Court						
REVENUES						
1 44033401020	St Grant other Judicial Agen		30,422			
1 44033403501	Traffic Safety Commission	17,228				
1 44033403504	DUI Expansion	52,454				
1 44033403508	DUI Travel Grant			4,897	5,800	
1 44033601290	Judges Task Force (5454)	117,025	69,576	91,226	90,000	90,000
1 44034122001	District Court Civil Filings	141,891	158,421	144,442	155,000	158,000
1 44034122002	Dist Crt-Anti Harrassment Fe	2,056	1,760	1,521	1,500	1,500
1 44034122041	Dist Crt-Local Crime Fees		49			
1 44034128001	Small Claims Filings	3,863	4,658	6,539	4,000	4,000
1 44034128002	Other Court Filings-Civil Mi	65,422	64,600	59,956	60,000	60,000
1 44034128003	Dist Court JST Court Filing	49,229	54,502	50,159	52,000	53,000
1 44034128004	Dist-Crt Gov File Fee	1,454	870	493	1,200	600
1 44034128006	Dist-Crt Tieton File Fee	2,970	3,586	4,246	1,600	1,600
1 44034132006	Abstract Driving Record Fee	217	365	339	200	200
1 44034133001	Name Change-Auditor Fees	742-	190-	1,636	4,000	4,000
1 44034133002	Name Change-District Court	1,129	1,139	1,450	1,300	1,200
1 44034133021	Dist Crt-Warrant Admin Fees	11,181	12,891	10,715	10,000	10,000
1 44034133031	Dist Crt-Def Prosecution Fee	32,331	26,201	27,458	28,000	28,000
1 44034133061	Dist Crt-Infract Time Pay Fe	21,737	24,324	22,403	24,000	24,000
1 44034162001	District Court Copies	4,728	4,642	4,246	4,500	4,200
1 44034162002	District Court Images	15,123				
1 44034210001	Traffic Safety Class	80,688	92,086	87,360	70,000	75,000
1 44034230015	DUI Court Fees	18,475	9,350	4,310	16,000	9,000
1 44034236003	Detention-Incarceration Fees	38,895	28,496	30,438	26,000	26,000
1 44034238001	Pre Conviction SOC	45,927	44,705	35,064	50,000	41,000
1 44035230001	Mandatory Insurance Cost	3,546	3,973	3,529	2,500	3,800
1 44035310001	Traffic Infraction Penalties	797,228	923,897	846,863	850,000	860,000
1 44035310002	Traffic Infraction JIS	1,071	1,426	1,901	1,400	1,000
1 44035310003	Traf Infr-Local Schl Zone Sf	3,414	1,913	1,563	2,600	2,100
1 44035310004	Traf Infr-Trauma Care Charge	131,411	151,578	135,683	140,000	140,000
1 44035310010	Local Legislative Assessment	91,325	107,154	97,753	95,000	95,000
1 44035310080	Deferred Finding Admin Fee		750	38,033		
1 44035310101	Infraction-Disabled Parking	28		62	50	50
1 44035370001	Other Non-Parking Infrac Pen	6,107	9,208	7,920	8,000	6,300
1 44035400001	Parking Infraction Penalties	1,277	1,206	1,507	1,000	1,200
1 44035520001	DUI Penalties	131,488	101,089	79,136	100,000	95,000
1 44035520020	DUI Youth in Vehicle	3,506	2,687	2,920	2,500	2,800
1 44035580001	Othr Crim Traffic Misdem Pen	148,949	127,376	113,851	130,000	127,500
1 44035640001	Boating Safety Fines				100	
1 44035690001	Other Criminal Non-Traffic P	27,676	33,439	19,815	40,000	20,000
1 44035731001	Dist Crt-Jury Demand Costs	1,336	1,865	501	1,500	500
1 44035732001	Dist Crt-Witness Costs				100	
1 44036142009	Other Interest Earnings	78,618	94,108	89,298	65,000	70,000
1 44036250002	Space/Facil-Courthouse	1,588	1,588	1,588		
1 44036981001	Cashiers Over/Short	175-	10-	6	100	
1 44036981002	Overpay/Underpay	129	104	102	100	100

2020 Final Budget
Revenue
As of November 30, 2019

		2017 Actual	2018 Actual	2019 Current	2019 Budget	2020 Budget
District Court						
REVENUES						
1 44036981003	Misc Cash				50	50
1 44036991001	Other Misc Revenue	1,077	11	10	500	100
1 44036991005	Misc-Service Chrg-Returned C	328	326	172	500	300
1 44036991026	Misc-Travel Reimbursement	510				
1 44039700003	Oper Tran In-Cap Projects	21,517				
1 44039700115	Oper Tran In-Hist Preservati	65,616				
1 44039700123	Tran in-Drug/Alcohol Excise	35,130	54,388	32,273	46,350	45,000
Sub 440	District Court	2,275,980	2,250,528	2,063,384	2,092,450	2,062,100

2020 Final Budget
Expenditures
As of November 30, 2019

		2017 Actual	2018 Actual	2019 Current	2019 Budget	2020 Budget
District Court						
Salaries						
1 4411001	Salaries & Wages	518,781	542,774	488,009	544,101	632,175
1 4411002	Salaries-Overtime	4,745	2,144	5,241	1,000	1,000
1 4411003	Salaries-Extra Help	7,618				
1 4411010	Accrued Annual Leave	4,883-	3,863-	19,746-		
1 4411020	Salaries-Judges	635,944	648,688	631,703	692,318	697,438
1 4411025	Salaries-Court Commissioners		30,406	29,611	32,453	
1 4411026	Salaries-Judge Pro Tem	35,046	31,944	35,302	28,000	28,000
Obj 001	Salaries	1,197,251	1,252,094	1,170,121	1,297,872	1,358,613
Personnel Benefits						
1 4412002	Benefits-Direct	396,790	419,835	397,683	450,312	440,796
1 4412004	Benefits-Bank Accruals	1,466	775	570		
Obj 002	Personnel Benefits	398,256	420,610	398,253	450,312	440,796
Supplies						
1 4413101	Office & Operating Supplies	4,415	8,813	4,675	15,000	15,000
1 4413104	Supplies-Forms & Printing	16,796	13,327	12,588	15,000	15,000
1 4413130	Supplies-Law Books	7,061	6,598	6,826	1,000	1,000
1 4413132	Supplies-Courtroom Costs	90	75	825	100	100
1 4413134	Supplies-Copier	805		151	1,000	1,000
1 4413501	Small Tools & Minor Equipmen	215	842		500	500
1 4413502	Computer Software	2,636		6,458	6,000	25,300
1 4413504	Small Tools-Office Equipment	91	876	854	200	200
1 4413507	Small Tools-PC Parts	389				
1 4413508	Small Tools-Furniture	4,987	3,640	6,911	1,000	1,000
1 4413590	Small Attrac-Tracked Invento	3,153	540	2,147	2,000	2,000
Obj 003	Supplies	40,639	34,712	41,435	41,800	61,100
Other Services - Charges						
1 4414101	Professional Services	2,281	9,429	20,194	44,150	22,000
1 4414106	C Prof Serv-Court Consultant	58,811				
1 4414111	Prof Serv-Interpreter		30,374	27,616	28,000	28,000
1 4414191	Prof Serv-Purchasing Serv	5,167	4,170	3,981	4,343	4,657
1 4414192	Prof Serv-Info Services	285,526	356,928	299,774	327,026	418,536
1 4414199	Prof Serv-DOS	183,300	184,874	174,604	189,860	199,578
1 4414201	Communication-Telephone	1,817	2,006	1,806	1,800	1,800
1 4414202	Communication-Postage	7,961	8,872	8,788	8,000	8,000
1 4414219	Phone Charges-Allocated	4,968	4,824	4,422	4,824	4,824
1 4414301	Travel	10,746	21,810	14,389	12,500	12,500
1 4414309	Travel-Non-Local				5,800	
1 4414401	Advertising	218	2,651	1,122	500	500
1 4414590	Rent-Facil Maint	163,993	141,263	129,491	141,263	141,263

2020 Final Budget
Expenditures
As of November 30, 2019

		2017 Actual	2018 Actual	2019 Current	2019 Budget	2020 Budget
District Court						
Other Services - Charges						
1 4414690	Insurance-Interfund	9,329	8,470	12,279	13,395	9,643
1 4414801	Repairs & Maintenance	13,294	5,592	8,721	7,700	7,700
1 4414901	Miscellaneous	2,377	7,059	350	49,802	1,576
1 4414911	Misc-Training	6,225	110	499	6,500	6,500
1 4414913	Misc-Dues	6,893	6,949	5,085	7,000	7,000
1 4414926	Misc-Shipping			17		
1 4414929	Misc-Subscriptions/Law Books	1,673	771	645	700	700
Obj 004	Other Services - Charges	764,581	796,151	713,783	853,163	874,777
Fnc 441	District Court	2,400,727	2,503,567	2,323,592	2,643,147	2,735,286
Trial Court Task Fund						
Salaries						
1 4421001	Salaries & Wages	69,457	58,144	42,382	45,997	66,605
1 4421002	Salaries-Overtime	895	792	1,885		
1 4421010	Accrued Annual Leave	27-	1,537	3,366-		
Obj 001	Salaries	70,325	60,474	40,901	45,997	66,605
Personnel Benefits						
1 4422002	Benefits-Direct	32,466	25,886	18,339	21,451	32,340
1 4422004	Benefits-Bank Accruals	6-	2-	9		
Obj 002	Personnel Benefits	32,459	25,884	18,348	21,451	32,340
Other Services - Charges						
1 4424901	Miscellaneous				33,455	24,466
Obj 004	Other Services - Charges				33,455	24,466
Fnc 442	Trial Court Task Fund	102,784	86,358	59,248	100,903	123,411
DUI Court						
Salaries						
1 4441001	Salaries & Wages	5,208	21,066	24,525	27,681	28,278
1 4441002	Salaries-Overtime			934		
1 4441010	Accrued Annual Leave	390	735	1,126-		
1 4441020	Salaries Judges					46,496
Obj 001	Salaries	5,598	21,802	24,333	27,681	74,774
Personnel Benefits						
1 4442002	Benefits-Direct	2,173	8,907	10,476	11,840	24,228
Obj 002	Personnel Benefits	2,173	8,907	10,476	11,840	24,228

2020 Final Budget
Expenditures
As of November 30, 2019

		2017 Actual	2018 Actual	2019 Current	2019 Budget	2020 Budget
District Court						
DUI Court						
Supplies						
1 4443101	Office & Operating Supplies	1,479	1,043	1,190	3,000	3,000
1 4443104	Supplies & Printing	142	88	557	500	500
1 4443502	Computer Software		10,820	14,200	11,000	11,000
Obj 003	Supplies	1,622	11,950	15,947	14,500	14,500
Other Services - Charges						
1 4444101	Professional Services	10,669	5,911	21,350	25,000	25,000
1 4444201	Communications-Telephone			140		
1 4444301	Travel		2,684	14,942	10,000	10,000
1 4444401	Advertising			400		
1 4444501	Operating Rental & Leases		2,255			
1 4444901	Misc (Breath Test)	495	4,000		133,412	65,682
1 4444902	Misc Dues	440				
1 4444911	Training			4,770	5,000	5,000
Obj 004	Other Services - Charges	11,604	14,850	41,602	173,412	105,682
Fnc 444	DUI Court	20,997	57,509	92,358	227,433	219,184
Distric Court-Flex Costs						
Supplies						
1 4453131	Supplies-Jury Costs	1,806	2,101	1,591	3,000	3,000
Obj 003	Supplies	1,806	2,101	1,591	3,000	3,000
Other Services - Charges						
1 4454102	Prof Serv-Cost Bills				3,000	3,000
1 4454904	Misc-Jury Fees\Mileage	49,876	38,983	36,765	35,200	35,200
1 4454906	Misc-Jury Meals				2,000	2,000
1 4454909	Misc-Witness Fees\Mileage	606	1,023	899	2,000	2,000
Obj 004	Other Services - Charges	50,482	40,006	37,664	42,200	42,200
Fnc 445	Distric Court-Flex Costs	52,288	42,107	39,255	45,200	45,200
Drug/ Alcohol Fund						
Other Services - Charges						
1 4464101	Drug/Alcohol Excise Fund	36,048	54,388	22,811	46,350	46,350
Obj 004	Other Services - Charges	36,048	54,388	22,811	46,350	46,350
District Court JST						
Salaries						
1 4471001	Salaries & Wages	55,055	58,585	31,360	60,125	47,415

2020 Final Budget
Expenditures
As of November 30, 2019

		2017 Actual	2018 Actual	2019 Current	2019 Budget	2020 Budget
District Court						
District Court JST						
Salaries						
1 4471002	Salaries-Overtime	421	440	132		
1 4471010	Accrued Annual Leave	1,284	214	1,498-		
Obj 001	Salaries	56,760	59,239	29,994	60,125	47,415
Personnel Benefits						
1 4472002	Benefits-Direct	21,424	23,583	12,905	24,404	12,268
Obj 002	Personnel Benefits	21,424	23,583	12,905	24,404	12,268
Other Services - Charges						
1 4474101	Professional Services	17,153	100			
1 4474201	Communications-Telephone		6,067	6,283		
1 4474901	Miscellaneous				784	20,085
Obj 004	Other Services - Charges	17,153	6,167	6,283	784	20,085
Fnc 447	District Court JST	95,338	88,990	49,182	85,313	79,768
DUI Court Enhancement						
Other Services - Charges						
1 4484101	Professional Services	19,931				
Obj 004	Other Services - Charges	19,931				
WTSC						
Salaries						
1 4491001	Salaries & Wages	15,284				
1 4491002	Overtime	682				
Obj 001	Salaries	15,966				
Personnel Benefits						
1 4492002	Benefits-Direct	6,362				
Obj 002	Personnel Benefits	6,362				
Supplies						
1 4493101	Office & Operating Supplies	285				
Obj 003	Supplies	285				
Other Services - Charges						
1 4494101	Professional Services	18,635				
1 4494301	Travel	25,372				

2020 Final Budget
Expenditures
As of November 30, 2019

		2017 Actual	2018 Actual	2019 Current	2019 Budget	2020 Budget
District Court						
WTSC						
Other Services - Charges						
1 4494901	Miscellaneous	4,500				
Obj 004	Other Services - Charges	48,507				
Fnc 449	WTSC	71,120				
Sub 440	District Court	2,799,232	2,832,919	2,586,446	3,148,346	3,249,199

Superior Court

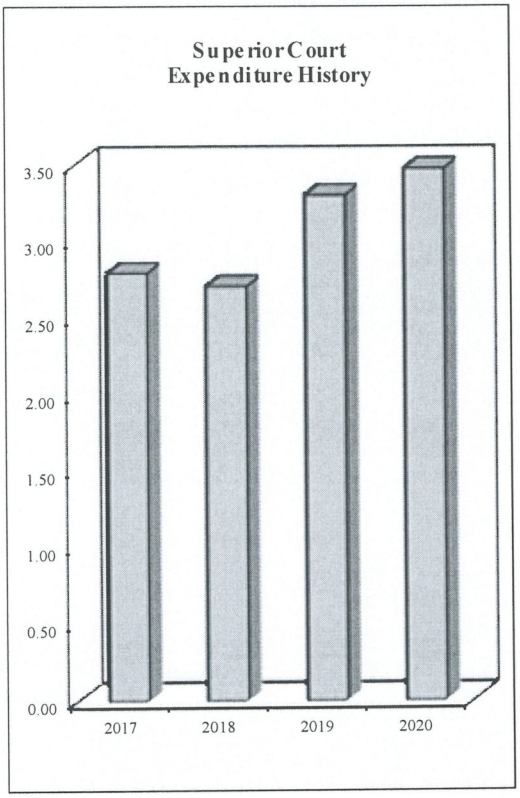

Expenditures	2017 Actual	2018 Actual	2019 Budget	2020 Budget
Salaries & Wages	1,434,977	1,336,972	1,523,728	1,665,079
Personnel Benefits	241,483	219,581	268,842	291,940
Supplies	53,324	86,382	90,486	90,869
Other Services & Charges	1,061,544	1,059,709	1,415,203	1,422,104
Total	2,791,328	2,702,644	3,298,259	3,469,992

Program Description:

The mission of the Yakima County Courts is to:

> **Provide effective and timely resolution of legal matters, assuring dignified and fair treatment to all participants while promoting respect for the justice system and maintaining the independence of the judiciary.**

The function of the Superior Court is to hear and dispose of legal issues within the County of Yakima in and for the State of Washington. The general jurisdiction includes unlimited amount of civil actions, mandatory arbitration, civil commitment, domestic relations matters, criminal felonies, all juvenile litigation and issues involving mental health.

Major Objectives:

The major objective of the Superior Court is to continue to provide quality services to the citizens of Yakima County with the limited resources allotted by implementing modern computer scheduling and case management programs targeted at improved services.

Superior Court operates Therapeutic Courts funded through the general fund and federal grants when available. Therapeutic Courts include:

- Drug Court
- Mental Health Court
- Family Treatment Court

Revenue/Expenditure Comment:

Superior Court operations are governed by state statute and the constitution. Most expenses are beyond the control of the Court

In order to increase efficiencies and reduce costs, the Court shares its Court Administrator with Juvenile Court, District Court, and District Court Probation in an unprecedented administrative consolidation in Washington State. As compared to 16 other counties like Yakima in size, demographics and income, Yakima County Superior Court averages far fewer staff, far more cases per capita and higher crime rates than any of these comparable counties.

The Superior Court generates revenues through the budget year as fines and court costs that appear as revenue under the County Clerk's revenue stream. The only revenues credited to the Superior Court are those generated by grants.

2020 Final Budget
Revenue
As of November 30, 2019

		2017 Actual	2018 Actual	2019 Current	2019 Budget	2020 Budget
Superior Court						
REVENUES						
1 45033396792	Fed Child Support Enforcemen	41,514	53,674	19,067	49,243	53,000
1 45033399991	HIDTA - Hi Intens Drug Traf	78,750	74,347	53,998	80,000	80,000
1 45033401203	AOC - Interpreter Services	19,628	26,030	4,003	23,548	23,000
1 45033403102	Dept of Ecology-Sup Crt	10,091	10,025	3,173	5,000	
1 45033403128	Dept of Ecology-Contractors	32,800	42,960	7,720	16,275	
1 45033404603	StateLocal Support Enforceme	8,001	9,319	1,837	10,500	10,500
1 45033404612	DSHS-Becca Bill	6,687	4,041	2,793	4,000	4,000
1 45033601011	Witness Fees Reimbursement			607	2,000	1,000
1 45034134011	Arbitration De Novo	6,900	3,940	2,370	3,500	2,800
1 45034134021	Mandatory Arbitration Fee	8,580	10,074	12,349	11,000	11,000
1 45034149015	Sup-Crt Yakima Jury Fee	3,556	3,738		7,000	7,000
1 45034169006	GR 31 Records Requests	47			100	
1 45034233021	Drug Court Fee	12,131	15,125	17,765	15,000	15,000
1 45034233091	Mental Health Program Fees	1,239	680	859		
1 45034640002	ITA Judicial Costs	91,241	92,194	92,168	130,250	130,250
1 45034650121	Guardianship Fee	20				
1 45035722001	xSup Crt-Witness Costs	527	891	507		
1 45036140041	Sup Crt-Interest LFO	25,929	28,334	12,565	28,000	25,000
1 45036711021	NCSC Case Management Grant			43,750		
1 45036910001	Sale of Scrap and Junk	94	157			
1 45036991001	Misc-Reimburse of Costs	52				
1 45036991045	Misc-Reimbursement of Costs	458	1,502			
1 45039700005	Operating Trans In-Comm Serv	50,333	51,949	45,034	53,159	52,000
Sub 450	Superior Court	398,579	428,979	320,566	438,575	414,550

2020 Final Budget
Expenditures
As of November 30, 2019

		2017 Actual	2018 Actual	2019 Current	2019 Budget	2020 Budget
Superior Court						
Salaries						
1 4511001	Salaries & Wages	281,023	221,315	322,325	296,565	324,523
1 4511002	Salaries-Overtime	2,946	1,182	1,863	1,000	1,000
1 4511004	Salaries-Bailiffs	22,500	17,062	21,816	20,000	20,000
1 4511010	Accrued Annual Leave	10,632-	20,598-	21,993-		
1 4511020	Salaries-Judges	658,205	675,165	663,450	727,112	747,137
1 4511024	Salaries-Court Reporters	67,104	68,280	63,474	69,192	69,302
1 4511025	Salaries-Court Commissioners	294,260	282,646	172,195	294,483	360,380
1 4511026	Salaries-Judge Pro Tem	8,448	8,531	3,032	8,700	8,700
1 4511027	Salaries-Commissioners Pro T	16,350				
Obj 001	Salaries	1,340,204	1,253,584	1,226,161	1,417,052	1,531,042
Personnel Benefits						
1 4512002	Benefits-Direct	207,189	187,294	183,821	232,405	252,889
1 4512004	Benefits-Bank Accruals	497	736	153		
Obj 002	Personnel Benefits	207,686	188,030	183,974	232,405	252,889
Supplies						
1 4513101	Office & Operating Supplies	7,287	7,593	4,346	7,800	7,800
1 4513104	Supplies-Forms & Printing	17,453	36,148	59,717	17,286	17,286
1 4513130	Supplies-Law Books	13,892	13,520	12,829	10,000	10,000
1 4513132	Supplies-Courtroom Costs	432	52	386		
1 4513134	Supplies-Copier	1,361	2,573	2,452	1,400	1,400
1 4513501	Small Tools & Minor Equipmen			4,000		
1 4513502	Computer Software	652	4,328	399		
1 4513504	Small Tools-Office Equipment		1,235	292		
1 4513507	Small Tools-PC Parts	115	103			
1 4513508	Small Tools-Furniture	1,406	3,732	3,377	1,000	1,000
1 4513590	Small Attrac-Tracked Invento	1,383	5,960	2,349	2,000	2,000
Obj 003	Supplies	43,981	75,244	90,147	39,486	39,486
Other Services - Charges						
1 4514101	Professional Services	4,030	37,889	31,611	11,800	1,800
1 4514106	C Prof Serv-Court Consultant	7,996				
1 4514109	Prof Serv-Interpreters JUV	5,393	5,467	1,158	5,000	5,000
1 4514111	Prof Serv-Interpreters SUP	28,558	32,916	49,116	23,100	23,100
1 4514116	Prof Serv-Arbitrators	12,587	8,749	10,801	10,500	10,500
1 4514125	Prof Serv-Indirect Costs				4,737	
1 4514191	Prof Serv-Purchasing Serv	3,752	2,905	2,829	3,086	3,344
1 4514192	Prof Serv-Info Services	275,135	268,309	226,740	247,353	298,848
1 4514199	Prof Serv-DOS	102,136	105,244	101,692	114,382	115,007
1 4514201	Communication-Telephone	7,810	8,034	5,847	7,700	7,700
1 4514202	Communication-Postage	1,512	5,204	4,542	500	500

2020 Final Budget
Expenditures
As of November 30, 2019

		2017 Actual	2018 Actual	2019 Current	2019 Budget	2020 Budget
Superior Court						
Other Services - Charges						
1 4514219	Phone Charges-Allocated	3,888	4,032	3,696	4,032	4,032
1 4514301	Travel	8,252	10,252	14,910	8,500	8,500
1 4514306	Travel-Visiting Judges	1,424	600	1,683	600	600
1 4514401	Advertising	586	685	30		
1 4514590	Rent-Facil Maint	337,465	331,473	303,850	356,261	345,611
1 4514690	Insurance-Interfund	8,213	6,998	11,268	12,292	10,545
1 4514801	Repairs & Maintenance	11,637	7,176	5,960		
1 4514901	Miscellaneous	3,856	2,947	125	13,571	3,537
1 4514911	Misc-Training	60	670	3,586	447	447
1 4514913	Misc-Dues	11,148	13,107	12,473	12,800	12,800
1 4514929	Misc-Subscriptions/Law Books	95		60		
1 4514960	Misc-Jury Fees City of Yakim	3,967	6,744	4,368	5,000	5,000
Obj 004	Other Services - Charges	839,499	859,399	796,345	841,661	856,871
Fnc 451	Superior Court	2,431,370	2,376,257	2,296,627	2,530,604	2,680,288
NCSC Case Management Grant						
Other Services - Charges						
1 4524101	Professional Services		44,157			
Obj 004	Other Services - Charges		44,157			
Drug Court						
Salaries						
1 4531020	Salaries Judge					34,183
Obj 001	Salaries					34,183
Supplies						
1 4533101	Office & Operating Supplies	1,887	2,222	1,811	2,000	2,000
1 4533501	Small Tools & Minor Equipmen	4,000				
1 4533502	Computer Software		6,500		5,000	5,000
Obj 003	Supplies	5,887	8,722	1,811	7,000	7,000
Other Services - Charges						
1 4534101	Professional Services			500		
1 4534301	Travel	12,274	886	2,368	10,000	10,000
1 4534901	Miscellaneous			46	77,415	52,480
1 4534913	Misc Dues	600				
1 4534929	Misc Subscriptions			140		
Obj 004	Other Services - Charges	12,874	886	3,053	87,415	62,480
Fnc 453	Drug Court	18,761	9,608	4,864	94,415	103,663

2020 Final Budget
Expenditures
As of November 30, 2019

		2017 Actual	2018 Actual	2019 Current	2019 Budget	2020 Budget
Superior Court						
HIDTA Grant						
Salaries						
1 4541001	Salaries & Wages	51,938	41,002	47,944	53,867	53,624
1 4541002	Salaries-Overtime	684	1,543	2,871		
1 4541010	Accrued Annual Leave	3,687	752	4,641-		
Obj 001	Salaries	56,309	43,297	46,174	53,867	53,624
Personnel Benefits						
1 4542002	Benefits-Direct	23,170	19,275	23,061	25,534	25,993
1 4542004	Benefits-Bank Accruals	70-	439	1,050-		
Obj 002	Personnel Benefits	23,100	19,714	22,011	25,534	25,993
Supplies						
1 4543101	Office & Operating Supplies					383
1 4543104	Forms & Printing	407				
1 4543508	Small Tools/Furniture			4,131		
Obj 003	Supplies	407		4,131		383
Other Services - Charges						
1 4544901	Miscellaneous				599	
Obj 004	Other Services - Charges				599	
Fnc 454	HIDTA Grant	79,816	63,011	72,316	80,000	80,000
Superior Court Flex Costs						
Supplies						
1 4553131	Supplies-Jury Costs	3,049	2,416	2,186	44,000	44,000
Obj 003	Supplies	3,049	2,416	2,186	44,000	44,000
Other Services - Charges						
1 4554102	Prof Serv-Cost Bills	18,916	11,204	23,375	20,000	20,000
1 4554904	Misc-Jury Fees	146,763	98,787	141,249	260,000	260,000
1 4554906	Misc-Jury Meals	3,679	1,681	2,292	8,000	8,000
1 4554909	Misc-Witness Fees	7,013	636	629	8,000	8,000
Obj 004	Other Services - Charges	176,370	112,307	167,545	296,000	296,000
Fnc 455	Superior Court Flex Costs	179,419	114,723	169,730	340,000	340,000

2020 Final Budget
Expenditures
As of November 30, 2019

		2017 Actual	2018 Actual	2019 Current	2019 Budget	2020 Budget
Superior Court						
Mental Health Court						
Salaries						
1 4561001	Salaries & Wages	9,239	9,400	32,912	9,589	11,180
1 4561010	Accrued Annual Leave	1,940-	34	1,730-		
1 4561025	Salaries Court Commissioners	31,166	30,657	5,730	32,720	35,050
Obj 001	Salaries	38,464	40,091	36,911	42,309	46,230
Personnel Benefits						
1 4562002	Benefits-Direct	10,697	11,837	11,329	10,903	13,058
Obj 002	Personnel Benefits	10,697	11,837	11,329	10,903	13,058
Supplies						
1 4563101	Office & Operating Supplies			200		
Obj 003	Supplies			200		
Other Services - Charges						
1 4564101	Professional Services			150		
Obj 004	Other Services - Charges			150		
Fnc 456	Mental Health Court	49,161	51,928	48,590	53,212	59,288
Superior Court JST						
Other Services - Charges						
1 4574901	Miscellaneous				178,753	206,753
Obj 004	Other Services - Charges				178,753	206,753
DOE Expenses						
Salaries						
1 4581023	Salaries Water Clerk				10,500	
Obj 001	Salaries				10,500	
Other Services - Charges						
1 4584101	Professional Services	32,800	42,960	7,720	10,775	
Obj 004	Other Services - Charges	32,800	42,960	7,720	10,775	
Fnc 458	DOE Expenses	32,800	42,960	7,720	21,275	
Sub 450	Superior Court	2,791,327	2,702,644	2,599,847	3,298,259	3,469,992

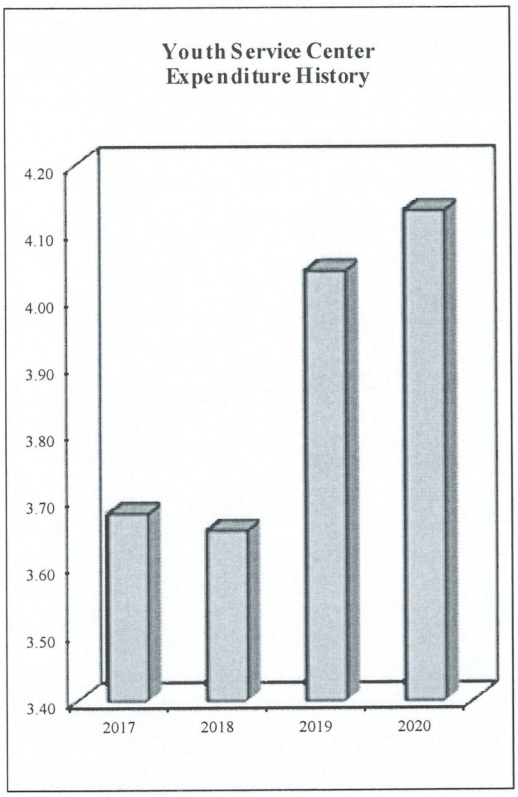

Youth Service Center

Expenditures	2017 Actual	2018 Actual	2019 Budget	2020 Budget
Salaries & Wages	1,601,430	1,586,025	1,769,073	1,761,730
Personnel Benefits	672,385	675,942	737,737	787,911
Supplies	46,157	64,745	88,386	111,800
Other Services & Charges	1,359,734	1,327,767	1,446,535	1,469,910
Total	3,679,706	3,654,479	4,041,731	4,131,351

Program Description:

The **Yakima County Juvenile Court Services** is a division of Yakima County Superior Court.

The Juvenile Court includes the operation of the juvenile detention facility and the juvenile court, to include administration, probation, dependency, At-Risk Youth, Truancy, and support services. Services are provided to both juvenile offenders and non-offenders.

Major Objectives:

1. To provide services to the juvenile offenders in Yakima County and hold them accountable for their actions through the following programs:
   - **Community Supervision/Probation Services.**
   - **Diversion Program** - An early intervention program for minor, first time offenders. This program reduces the number of misdemeanor cases going to court and has been proven to reduce recidivism. The Juvenile Court is in the process of reviewing its Diversion guidelines since changes in the law allows for some felony diversions.
   - **WAJCA Risk Assessment** - A tool that identifies youth most likely to re-offend and provides indicators for the most promising intervention for the individual assessed.
   - **CMAP (Case Management Assessment Process)** - A case management method that allows probation staff to focus their time and resources based on the findings of the Risk Assessment process. CMAP addresses risk/need responsivity to provide services that address risks and needs that contribute to recidivism. This process also allows probation to utilize resources in areas shown to impact recidivism and not in areas that have little to no impact on recidivism.
   - **MST– (Multi-Systemic Therapy)** -An evidence-based form of intensive counseling that focuses on the family as a system. This intervention is particularly helpful for youth experiencing drug/alcohol and/or mental health diagnosis. Therapists are assigned to the family based upon risk assessment eligibility criteria. The service is provided for 4-6 months with the therapist available for crisis situations twenty-four hours a day, seven days a week.

- **FFT– (Functional Family Therapy)** – An evidence-based, somewhat less intensive, form of counseling than MST, 10-12 weeks in duration. Focuses on improving family relationships and behavior modification for specific types of behavior in the family. weeks in duration. Focuses on behavior modification for specific types of behavior in the family.
- **WSART-(Washington State Aggression Replacement Training)** -An evidence-based class proven to reduce recidivism. The focus is on social skills training, anger management and moral reasoning. The classes are three days a week for 10 weeks.
- **Restorative Community Service Program** – A community service program that focuses on how juvenile offenders can make repairs and amends to their community for ham caused by their behaviors. There are larger group service events and small scale and individual opportunities for youth. The individual needs and abilities of juvenile clients are considered when placing in the courts Restorative Community Service Program.
- **Mental Health Probation Counselor Services**-This program began with federal Systems of Care funding and will continue in 2020 with Yakima County funding. The Probation Counselor assigned to this role is a member of a W-ISE (Wrap-Around with Intensive Services) team that works together to provide specialized services to youth with serious mental health issues.

2. To provide services to non-offender juveniles through the following programs:

   - **Court Appointed Special Advocate Program (CASA)** - A program that provides advocates for children in dependency matters through the recruitment and training of volunteers.

   - **BECCA** – A program for non-offender youth.

     - At-Risk Youth (ARY) - A program for non-offender youth needing court intervention to assist parents with youth who are not following the rules of home or school.
     - Children in Need of Services (CHINS) – Children who need the protection of the court; and
     - Truancy Program – An intervention program for truant children.

3. To provide rehabilitative juvenile detention services for youth who are in danger to community or self. Yakima County Juvenile Court is committed to helping youth involved in Juvenile Court develop into healthy, productive adults. While in detention, youth attend school and have access

to medical care, mental health services, drug and alcohol counseling, and other programs and services.

- All youth in detention are provided a standard school curriculum while in custody. Schooling is provided by Yakima School District. Youth receive instruction in Reading, Language Arts, Mathematics, and Life Skills as appropriate for their age, school progress in the community, and prior level of achievement. Special Education curriculum is available if needed. Youth may also work towards their G.E.D. in the Detention School.
- Programming includes but is not limited to services such as:
  - Mental health services
  - Drug/alcohol services
  - Health services
  - Volunteer religious services
  - YWCA domestic violence classes
  - Alternatives to secure detention
  - Meal panning/cooking classes
- PREA Certified (Prison Rape Elimination Act) – The Juvenile Detention facility has met all requirements of the act.

Revenue/Expenditure Comment:

Juvenile Court's budget is funded from the county's general fund; however, a moderate amount of revenue is collected for the general fund from the following resources:

1. Contracts with other juvenile agencies/jurisdictions for detention beds.
2. The collection of diversion fees from juveniles and parents for participating in the diversion process, which is available to first time juvenile offenders involved in minor offenses.
3. Reimbursement from OSPI (Office of Superintendent of Public Instruction) for food served to juvenile detention youth.

2020 Final Budget
Revenue
As of November 30, 2019

		2017 Actual	2018 Actual	2019 Current	2019 Budget	2020 Budget
Youth Service Center						
REVENUES						
1 46033310501	National School Lunch Prg US	51,211	46,921	39,207	51,000	51,000
1 46034270001	Juvenile Services	1,120	8,258	2,730	650	1,000
1 46034270010	Gov-Juvenile Services	75,848	113,944	97,787	63,000	72,000
1 46034270011	Parent Pay Cost	60	90	70	80	70
1 46034270041	Juvenile Diversion	13,821	13,360	13,921	14,000	14,000
1 46036200100	Rents	1,676	1,282	1,363	1,000	1,000
1 46036711013	Donations-Foundation		879			
1 46036991001	Other Misc Revenue	874	397	1,701		
1 46036991026	Misc-Travel Reimbursement	273			400	
Sub 460	Youth Service Center	144,884	185,131	156,778	130,130	139,070

2020 Final Budget
Expenditures
As of November 30, 2019

			2017 Actual	2018 Actual	2019 Current	2019 Budget	2020 Budget
Youth Service Center							
Administration							
Salaries							
1 4611001		Salaries & Wages	246,247	238,865	239,893	261,447	299,765
1 4611002		Salaries-Overtime	2,537	2,343	3,420	3,200	3,200
1 4611010		Accrued Annual Leave	827-	1,462-	13,840-		
Obj 001	Salaries		247,958	239,746	229,473	264,647	302,965
Personnel Benefits							
1 4612002		Benefits-Direct	92,239	100,969	100,843	111,472	129,810
1 4612004		Benefits-Bank Accruals	268-	216	44		
Obj 002	Personnel Benefits		91,971	101,185	100,887	111,472	129,810
Supplies							
1 4613101		Office & Operating Supplies	9,607	15,892	24,155	17,000	20,000
1 4613104		Printing	8,010	9,073	19,460	11,000	17,000
1 4613134		Printing Supplies			960	1,000	1,000
1 4613501		Small Tools & Minor Equipmen	219	3,380	15,901	13,000	20,000
1 4613502		Computer Software		486		1,000	2,000
1 4613590		Small Attrac-Tracked Invento	1,834	725	5,121	4,000	10,000
Obj 003	Supplies		19,669	29,556	65,598	47,000	70,000
Other Services - Charges							
1 4614101		Professional Services	15,642	71,177	3,021	30,000	2,000
1 4614106	C	Prof Serv-Court Consultant	19,290				
1 4614111		Prof Serv-Interpreter		12,910	1,560	1,000	1,000
1 4614191		Prof Serv-Purchasing Serv	10,403	11,425	11,137	12,149	13,171
1 4614192		Prof Serv-Info Services	226,305	232,826	292,183	318,745	391,301
1 4614199		Prof Serv-DOS	113,363	118,563	110,490	120,158	126,304
1 4614201		Communication-Telephone	6,849	5,998	3,442	5,600	5,600
1 4614202		Communication-Postage	1,234	1,021	997	1,500	1,500
1 4614219		Phone Charges-Allocated	5,472	5,544	5,082	5,544	5,544
1 4614301		Travel	2,784	492	2,351	4,500	4,000
1 4614401		Advertising	1,434	1,748	1,435	2,500	2,500
1 4614501		Operating Rentals & Leases	67,839	58,350	47,975	65,000	58,000
1 4614590		Rent-Facil Maint	475,575	445,671	433,452	460,623	475,575
1 4614601		Insurance	50			150	
1 4614690		Insurance-Interfund	30,514	26,497	41,277	45,029	33,171
1 4614801		Repairs & Maintenance	11,794	6,054	11,943	16,798	22,000
1 4614901		Miscellaneous	5,507	4,188	4,020	49,500	26,010
1 4614916		Misc-Color Of Justice		879			
Obj 004	Other Services - Charges		994,055	1,003,343	970,363	1,138,796	1,167,676

2020 Final Budget
Expenditures
As of November 30, 2019

		2017 Actual	2018 Actual	2019 Current	2019 Budget	2020 Budget
Youth Service Center						
Administration						
Capital Outlay						
1 4616401	Capital Assets Juv	5,816			15,000	9,000
Obj 006	Capital Outlay	5,816			15,000	9,000
Fnc 461	Administration	1,359,469	1,373,829	1,366,320	1,576,915	1,679,451
Intake						
Salaries						
1 4621001	Salaries & Wages	77,356	73,002	72,989	87,354	85,175
1 4621002	Salaries-Overtime	513	792	1,166	1,000	1,300
1 4621010	Accrued Annual Leave	6,812	659-	6,154-		
Obj 001	Salaries	84,681	73,136	68,002	88,354	86,475
Personnel Benefits						
1 4622002	Benefits-Direct	29,637	27,993	31,054	36,494	37,771
1 4622004	Benefits-Bank Accruals	513-	590-	701-		
Obj 002	Personnel Benefits	29,124	27,404	30,353	36,494	37,771
Other Services - Charges						
1 4624122	Prof Serv-Doctors and Expert				1,000	1,000
1 4624901	Miscellaneous		50		50	50
1 4624909	Misc-Witness Fees	284	752	591	2,500	2,500
Obj 004	Other Services - Charges	284	802	591	3,550	3,550
Fnc 462	Intake	114,089	101,342	98,946	128,398	127,796
Case Supervision						
Salaries						
1 4641001	Salaries & Wages	167,573	158,016	162,954	182,200	186,702
1 4641002	Salaries-Overtime	5,119	5,643	10,159	5,000	6,500
1 4641010	Accrued Annual Leave	3,201	1,163-	6,718-		
Obj 001	Salaries	175,893	162,496	166,394	187,200	193,202
Personnel Benefits						
1 4642002	Benefits-Direct	76,654	78,753	74,665	82,995	85,119
1 4642004	Benefits-Bank Accruals	726-	931	10		
Obj 002	Personnel Benefits	75,928	79,684	74,675	82,995	85,119
Supplies						
1 4643101	Office & Operating Supplies	35	232	89		

2020 Final Budget
Expenditures
As of November 30, 2019

		2017 Actual	2018 Actual	2019 Current	2019 Budget	2020 Budget
Youth Service Center						
Case Supervision						
Supplies						
1 4643104	Printing		43			
Obj 003	Supplies	35	275	89		
Other Services - Charges						
1 4644101	Professional Services	169	2,273	1,361	3,000	1,500
1 4644201	Communication-Telephone	1,933	1,366	736	1,500	
1 4644301	Travel	1,095	1,569	1,612	2,500	1,500
1 4644401	Advertising		349			
1 4644501	Operating Rentals & Leases	3,000				
1 4644601	Insurance	855	871	462	625	600
1 4644901	Miscellaneous	1,081	983	1,435	2,000	1,200
Obj 004	Other Services - Charges	8,134	7,410	5,607	9,625	4,800
Fnc 464	Case Supervision	259,991	249,865	246,764	279,820	283,121
Dependency						
Salaries						
1 4651001	Salaries & Wages	170,024	177,427	154,288	186,480	191,603
1 4651002	Salaries-Overtime	5,425	6,137	3,365	3,600	3,600
1 4651010	Accrued Annual Leave	3,362-	234	5,044-		
Obj 001	Salaries	172,087	183,798	152,608	190,080	195,203
Personnel Benefits						
1 4652002	Benefits-Direct	71,063	77,473	67,954	79,890	83,080
1 4652004	Benefits-Bank Accruals	115	645-	1,456		
Obj 002	Personnel Benefits	71,178	76,828	69,410	79,890	83,080
Supplies						
1 4653101	Office & Operating Supplies	597	1,197	1,764	4,500	3,500
1 4653104	Printing	35	1,057	589	1,600	1,600
Obj 003	Supplies	633	2,254	2,353	6,100	5,100
Other Services - Charges						
1 4654101	Professional Services	1,739	1,641	641	1,000	1,000
1 4654201	Communication-Telephone	1,870	1,617	1,141	1,500	1,231
1 4654202	Communication-Postage	887	605	579	600	800
1 4654301	Travel	2,967	2,405	1,778	3,275	2,000
1 4654401	Advertising	12,716	8,152	14,305	15,000	8,000
1 4654501	Operating Rentals & Leases		1,509-			
1 4654601	Insurance	1,061	2,637	961	2,000	500

2020 Final Budget
Expenditures
As of November 30, 2019

		2017 Actual	2018 Actual	2019 Current	2019 Budget	2020 Budget
Youth Service Center						
Dependency						
Other Services - Charges						
1 4654901	Miscellaneous	1,425	250	1,350	1,000	1,000
Obj 004	Other Services - Charges	22,664	15,797	20,754	24,375	14,531
Fnc 465	Dependency	266,562	278,677	245,124	300,445	297,914
Resident Care & Custody						
Salaries						
1 4661001	Salaries & Wages	747,947	764,246	762,627	863,792	943,885
1 4661002	Salaries-Overtime	62,734	57,205	47,326	65,000	40,000
1 4661003	Salaries-Extra Help	115,735	105,138	35,359	110,000	
1 4661010	Accrued Annual Leave	5,605-	260	36,800-		
Obj 001	Salaries	920,811	926,849	808,512	1,038,792	983,885
Personnel Benefits						
1 4662002	Benefits-Direct	389,277	389,055	400,855	426,886	452,131
1 4662004	Benefits-Bank Accruals	14,908	1,787	8,862		
Obj 002	Personnel Benefits	404,185	390,842	409,716	426,886	452,131
Supplies						
1 4663101	Office & Operating Supplies	3,883	5,325	7,443	5,100	2,500
1 4663104	Printing	2,905	1,501	3,164	700	700
1 4663157	Staff Uniforms	4,764	8,711	2,947	9,000	7,000
1 4663196	Misc Supplies Inmate Medical		271	251	3,700	2,000
1 4663198	Misc Supplies (Inmates)	5,272	5,573	1,291	4,862	4,000
1 4663199	Misc Supplies (Janitorial)	8,895	9,891	6,611	9,224	8,000
1 4663401	Purchases for Inv of Resale	100				
1 4663501	Small Tools & Minor Equipmen			871	500	1,500
1 4663502	Computer Software		1,269		1,200	1,000
1 4663590	Small Attrac-Tracked Invento		119	4,553	1,000	10,000
Obj 003	Supplies	25,820	32,661	27,130	35,286	36,700
Other Services - Charges						
1 4664101	Professional Services	19,514	18,736	23,785	35,000	37,000
1 4664175	Prof Serv - Medical Contract	183,128	215,780	81,608	127,464	131,678
1 4664193	Prof Serv-Meals-OANP	112,551	53,244	42,910	63,175	63,175
1 4664201	Communication-Telephone	1,042	700	527	1,000	800
1 4664202	Communication-Postage	498	397	423	700	600
1 4664301	Travel	1,827	2,606	1,911	2,400	3,000
1 4664312	Travel - Inmate Transport		122		1,000	500
1 4664401	Advertising	838	410	30	1,000	
1 4664501	Operating Rentals & Leases	471	716	563	750	1,000

2020 Final Budget
Expenditures
As of November 30, 2019

		2017 Actual	2018 Actual	2019 Current	2019 Budget	2020 Budget
Youth Service Center						
Resident Care & Custody						
Other Services - Charges						
1 4664801	Repairs & Maintenance	109	737	873	2,500	10,000
1 4664901	Miscellaneous	1,438	533	1,450	6,000	10,000
Obj 004	Other Services - Charges	321,416	293,981	154,078	240,989	257,753
Fnc 466	Resident Care & Custody	1,672,231	1,644,332	1,399,436	1,741,953	1,730,469
Staff Training						
Other Services - Charges						
1 4694101	Professional Services				3,600	3,600
1 4694301	Travel	5,009	2,001	528	5,200	5,000
1 4694501	Operating Rentals & Leases				1,000	1,000
1 4694901	Miscellaneous	2,356	4,433	2,281	4,400	3,000
Obj 004	Other Services - Charges	7,366	6,434	2,809	14,200	12,600
Sub 460	Youth Service Center	3,679,707	3,654,479	3,359,400	4,041,731	4,131,351

WSU Extension

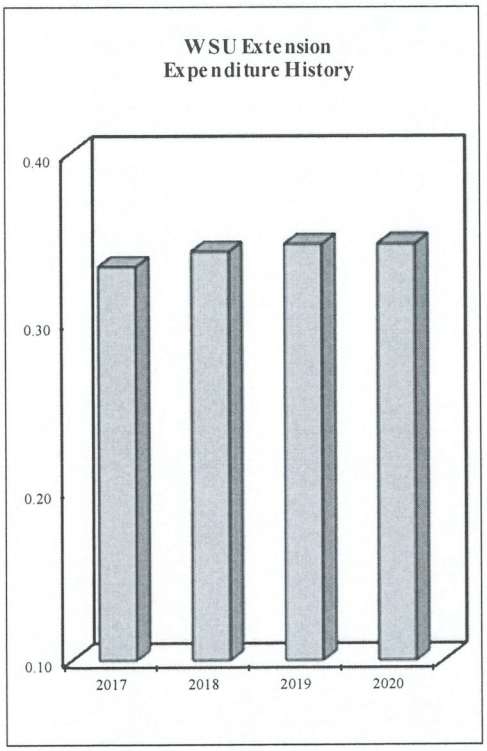

Expenditures	2017 Actual	2018 Actual	2019 Budget	2020 Budget
Salaries & Wages	84,511	102,961	96,841	96,892
Personnel Benefits	38,241	43,096	40,362	39,375
Supplies	6,056	4,043	6,000	6,000
Other Services & Charges	203,795	191,388	202,756	203,722
Total	332,603	341,488	345,959	345,989

Program Description:

WSU Yakima County Extension empowers our families, communities, and local partners through a network of educators and volunteers to provide research-based outreach and creative solutions to enhance agricultural productivity, environmental stewardship, and quality of life. WSU Extension assists the people of Yakima County by offering educational programming, technical assistance, consumer publications, and community partnerships.

Major Objectives:

Major objectives for 2020 include:

1. Provide educational opportunities for agricultural producers and urban residents on pest management practices.
2. Provide educational opportunities and community outreach programs surrounding vegetable and landscape gardening.
3. Provide educational and technical support for irrigated pastures, rangeland management and livestock production.
4. Provide nutrition education classes and policy, systems, and environment supports to encourage healthy eating patterns and increased physical activity for low-income individuals.
5. Strengthen farm-to-consumer linkages within Yakima County.
6. Provide educational opportunities for youth in personal growth and leadership development and support positive youth development systems.

Revenue/Expenditure Comment:

WSU Extension strives to provide solutions to local problems and thus stimulate our local economies. We leverage every dollar we receive with federal, state, grant and private funding to maximize our reach and effectiveness. In 2015, WSU Yakima County Extension received 19% of its total operating budget from Yakima County, 76% from WSU, and 5% from grants and contracts. Yakima County contribution each year reflects a continuation of basic program facilities, support staff, and general operating costs.

2020 Final Budget
Revenue
As of November 30, 2019

		2017 Actual	2018 Actual	2019 Current	2019 Budget	2020 Budget
Cooperative Extension						
REVENUES						
1 62034710003	Master Garden Activity		4,417	2,000	4,000	4,000
1 62036200001	Rents - Tree Fruit	12,000		11,223		
1 62036200002	Rents - Master Gardeners		11,223			
1 62036250020	RentsTree Fruit				11,223	11,223
1 62039700142	Oper Trans In-Horticulture	28,500	28,500	26,125	28,500	28,500
Sub 620	Cooperative Extension	40,500	44,140	39,348	43,723	43,723

2020 Final Budget
Expenditures
As of November 30, 2019

		2017 Actual	2018 Actual	2019 Current	2019 Budget	2020 Budget
Cooperative Extension						
Salaries						
1 6211001	Salaries & Wages	84,528	95,840	54,827	80,229	80,280
1 6211002	Salaries-Overtime	586	56			
1 6211003	Salaries-Extra Help		12,869	7,249	16,612	16,612
1 6211010	Accrued Annual Leave	603-	5,803-	1,364		
Obj 001	Salaries	84,511	102,961	63,439	96,841	96,892
Personnel Benefits						
1 6212002	Benefits-Direct	38,248	42,425	27,976	40,362	39,375
1 6212004	Benefits-Bank Accruals	7-	7			
Obj 002	Personnel Benefits	38,241	42,432	27,976	40,362	39,375
Supplies						
1 6213101	Office & Operating Supplies	6,056	4,043	3,784	6,000	6,000
Obj 003	Supplies	6,056	4,043	3,784	6,000	6,000
Other Services - Charges						
1 6214101	Professional Services	117,208	107,370	59,432	117,160	117,951
1 6214191	Prof Serv-Purchasing Serv	2,030	498	476	519	557
1 6214192	Prof Serv-Info Services	27,670	26,310	24,595	26,831	26,832
1 6214202	Communication-Postage	491	435	519	550	600
1 6214219	Phone Charges-Allocated	1,152	1,152	1,056	1,152	1,152
1 6214301	Travel	3,497	4,224	3,587	5,000	5,000
1 6214401	Advertising		195	330		
1 6214501	Operating Rentals & Leases	484	448	446	380	380
1 6214590	Rent-Facil Maint	48,950	48,950	44,871	48,950	48,950
1 6214690	Insurance-Interfund	820	725	1,214	1,324	956
1 6214801	Repairs & Maintenance	357	389	130	390	390
1 6214901	Miscellaneous	1,137	692		500	954
Obj 004	Other Services - Charges	203,795	191,388	136,655	202,756	203,722
Fnc 621	Cooperative Extension	332,604	340,824	231,854	345,959	345,989
Coop. Ext. - Community Dev						
Personnel Benefits						
1 6232002	Benefits-Direct		664			
Obj 002	Personnel Benefits		664			
Sub 620	Cooperative Extension	332,604	341,488	231,854	345,959	345,989

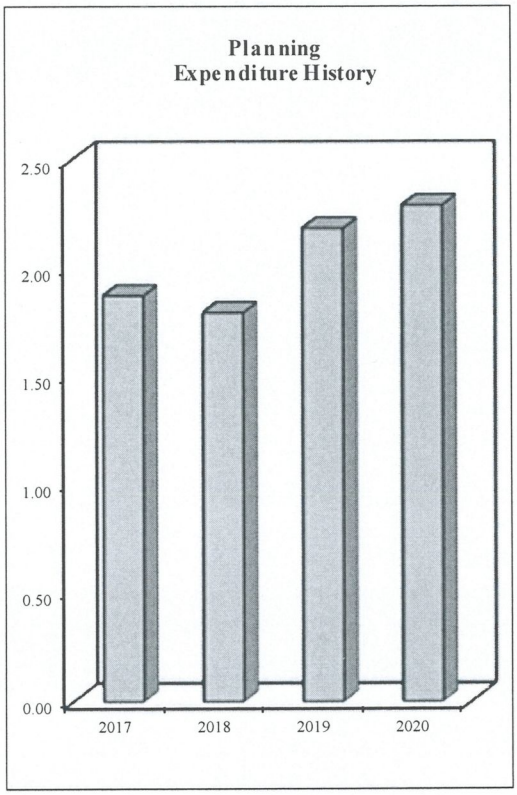

Planning

Expenditures	2017 Actual	2018 Actual	2019 Budget	2020 Budget
Salaries & Wages	975,881	1,041,254	1,153,140	1,201,195
Personnel Benefits	362,852	419,208	467,493	477,780
Supplies	25,562	10,690	21,040	15,330
Other Services & Charges	504,495	319,134	538,490	592,440
Total	1,868,790	1,790,286	2,180,163	2,286,745

Program Description:

Our mission: "It is our mission to assist the citizens of Yakima County to define and achieve their preferred future while supporting economic growth, ensuring public health and safety, promoting conservation of natural resources, and protecting the environment."

Planning is engaged in a wide range of community development service activities related to subdivision, zoning, environmental, long range comprehensive planning, special projects, intergovernmental coordination, grants and public involvement. Our responsibilities are:

- To maintain, update as needed and administer seven (7) of nineteen (19) titles of the Yakima County Code (YCC).
- Land use review, permitting, compliance and enforcement.
- To act as the lead agency for conducting environmental review (SEPA).
- To coordinate long range comprehensive planning under the Growth Management Act.
- To provide professional and technical support to the Planning Commission, Hearing Examiners, Board of County Commissioners, Boundary Review Board, citizen task groups, and County divisions and agencies.
- To provide professional, technical assistance and coordinate major development projects initiated by Yakima County, i.e., HOME Program, Volunteer Stewardship Program financial oversight, etc.

Major Objectives:

- Provide timely, professional basic review of land use, subdivision and environmental applications.
- Fulfill SEPA lead agency and statutory planning agency responsibilities for the County.
- Review and update County land use regulations and policies to be consistent and concurrent with state and federal legislation.
- Work with internal and external customers to simplify land development codes and procedures.

Planning (continued)

Major 2020 Projects:

- Evaluate the Unified Land Development Code annually as prescribed by code.
- Make required amendments to County development codes due to litigation, Growth Management Hearings Board directives, and legislative changes.
- Serve as Technical support for the Yakima County Voluntary Stewardship Program – Implementation Development.
- Bi-Annual Comprehensive Plan Amendment Applications.
- Coordinate the Environmental reviews required by the HOME Program.
- State mandated Yakima County Shoreline update – begin late 2019 due 2021.

Revenue/Expenditure Comment:

Planning Division budget includes those functions of the past Senior Project Coordinators, which a portion of the Planning Division budget supported the now dissolved Development Services Center (absorbed into other Public Services Divisions). The Planning Division budget expenditures support a portion of the administrative costs of the Department of Public Services. Fees for coordinating and reviewing subdivision, zoning and environmental applications have historically recovered less than ten percent of the actual cost of processing. The Long-Range Section of the Planning Division is responsible for addressing the County's Growth Management Act obligations, and other State mandated updates (i.e., Shorelines update) and generates revenue only on those years where Yakima County accepts comprehensive plan amendment requests. The next opening of the biennial amendment cycle is 2020.

2020 Final Budget
Revenue
As of November 30, 2019

		2017 Actual	2018 Actual	2019 Current	2019 Budget	2020 Budget
Planning						
REVENUES						
1 64032170002	Outdoor Festival Permit	2,000	4,000	2,000	4,000	4,000
1 64033403302	VSP - Voluntary Stewardship	172,583	12,765	74,848	193,000	120,000
1 64034175001	Sales Maps & Publications NT		19		50	50
1 64034181001	Copies	921	617	1,332	200	1,244
1 64034529001	Environment SEPA Fees	18,835	18,163	11,586	18,616	18,251
1 64034529002	Critical Area Fees	42,583	24,618	17,181	35,768	35,067
1 64034581002	Subdivision Fees	107,467	160,813	183,906	144,485	160,813
1 64034581003	Zoning Fees	147,556	189,187	137,371	148,800	148,800
1 64034581007	BRB Fees	500		300	303	300
1 64034581008	Hearing Examiner Fees	10,497	26,334	39,317	11,074	11,074
1 64034589002	Other Planning Recording Fee	11,593	10,887	17,256	20,456	20,456
1 64036140001	Interest Notes/Contract AR R	19-		136	50	50
1 64036981001	Cashier Over & Short	1-		1		
Sub 640	Planning	514,517	447,403	485,234	576,802	520,105

2020 Final Budget
Expenditures
As of November 30, 2019

		2017 Actual	2018 Actual	2019 Current	2019 Budget	2020 Budget
Planning						
Salaries						
1 6411001	Salaries & Wages	976,925	1,027,254	977,196	1,153,140	1,201,195
1 6411002	Salaries-Overtime	3,874	2,203	3,650		
1 6411003	Salaries-Extra Help		7,737	6,418		
1 6411010	Accrued Annual Leave	4,918-	4,061	1,586		
Obj 001	Salaries	975,881	1,041,254	988,850	1,153,140	1,201,195
Personnel Benefits						
1 6412002	Benefits-Direct	359,276	418,844	415,482	467,493	477,780
1 6412003	Benefits-Indirect	2,719	1,011	4,898		
1 6412004	Benefits-Bank Accruals	857	647-	1,435-		
Obj 002	Personnel Benefits	362,852	419,208	418,945	467,493	477,780
Supplies						
1 6413101	Office & Operating Supplies	15,151	8,005	6,710	16,000	10,290
1 6413501	Small Tools & Minor Equipmen	8,574	874	514	2,800	2,800
1 6413502	Computer Software	152	65	427	1,000	1,000
1 6413590	Small Attrac-Tracked Invento	1,685	1,746		1,240	1,240
Obj 003	Supplies	25,562	10,690	7,651	21,040	15,330
Other Services - Charges						
1 6414101	Professional Services	51,220	188	145	5,000	5,000
1 6414102	Prof Serv - Code Update				5,000	
1 6414103	Professional Services-VSP	162,999		12,000	193,000	
1 6414170	Prof Serv-Hearings Examiner	32,404	36,148	39,144	35,000	33,852
1 6414191	Prof Serv-Purchasing Serv	2,362	2,152	2,053	2,240	2,400
1 6414192	Prof Serv-Info Services	107,448	102,220	110,897	120,979	136,990
1 6414198	Prof Serv-GIS	37,669	37,973	35,476	38,701	39,683
1 6414199	Prof Serv-DOS	10,000	10,000	9,625	10,500	10,000
1 6414201	Communication-Telephone		548	612	720	720
1 6414202	Communication-Postage	3,584	5,556	5,388	6,000	5,196
1 6414292	Communication-TS Phone	1,476	1,476	1,551	1,692	1,476
1 6414301	Travel	4,278	15,128	3,469	7,500	3,348
1 6414401	Advertising	3,018	7,362	12,424	6,300	13,284
1 6414464	Public Notice	13,865	18,619	14,963	13,000	13,252
1 6414501	Operating Rentals & Leases	1,888	2,300	1,749	4,000	1,138
1 6414590	Rent-Facil Maint	36,016	35,783	32,801	35,783	35,783
1 6414690	Insurance-Interfund	7,953	6,219	10,192	11,119	8,388
1 6414801	Repairs & Maintenance	4,538	6,090	3,955	4,500	3,096
1 6414901	Miscellaneous	5,270	10,182	4,277	6,000	17,470
1 6414902	Misc-Dues	400	973	408	1,000	1,000
1 6414911	Misc-Training	170			10,000	10,000
1 6414935	Misc - Recording Fees	11,546	12,898	15,306	20,456	20,456

2020 Final Budget
Expenditures
As of November 30, 2019

		2017 Actual	2018 Actual	2019 Current	2019 Budget	2020 Budget
Planning						
Other Services - Charges						
1 6414957	Intergov Prof Services		1,181	58,189		120,000
Obj 004	Other Services - Charges	498,104	312,996	374,624	538,490	482,532
Intergovernmental Services						
1 6415101	C xIntergov Prof Services	18	6,136			
Obj 005	Intergovernmental Services	18	6,136			
Capital Outlay						
1 6416401	Machinery & Equipment	6,373				109,008
Obj 006	Capital Outlay	6,373				109,008
Fnc 641	Planning	1,868,790	1,790,286	1,790,070	2,180,163	2,285,845
Boundary Review Board						
Other Services - Charges						
1 6424202	Communication-Postage					300
1 6424911	Misc-Training					600
Obj 004	Other Services - Charges					900
Sub 640	Planning	1,868,790	1,790,286	1,790,070	2,180,163	2,286,745

Capital Outlay

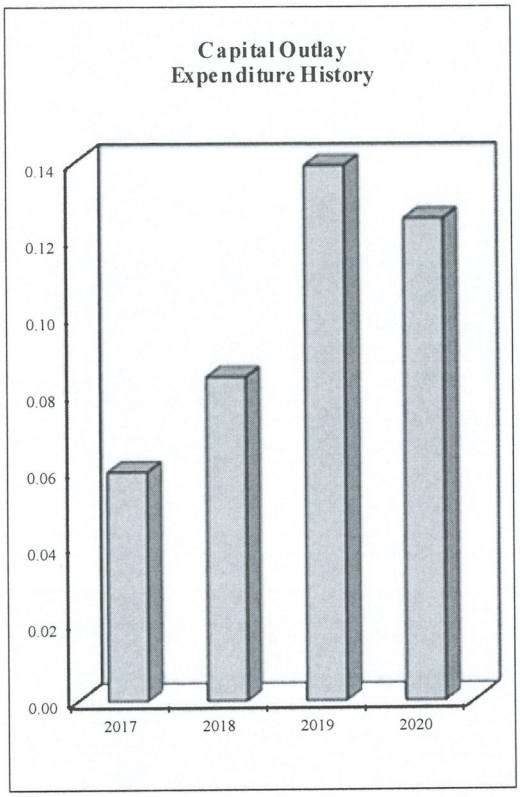

Expenditures	2017 Actual	2018 Actual	2019 Budget	2020 Budget
Supplies	59,515	84,050	139,024	125,105
Capital Outlay	-	-	-	-
Total	59,515	84,050	139,024	125,105

Program Description:

The Capital Outlay department of the General Fund is to account for capital projects or equipment purchases separately from the operational budgets of the other departments of the General Fund. This allows comparative data from prior years to be operational based, and not include one-time capital purchases that could skew historical reviews. The department also accounts for the Computer Equipment Replacement Reserves for each department of the General Fund.

Major Objectives:

The major objective of this department is to track one-time capital purchases and those purchases related to computer equipment replacement for the departments of the General Fund.

Revenue/Expenditure Comment:

The Board of County Commissioners allocates an annual allocation to each department of the General Fund for computer equipment replacement each year. Use of these equipment replacement funds are tracked in this fund. If the annual allocation is not spent, the money is reserved and rolled to the next fiscal year.

2020 Final Budget
Expenditures
As of November 30, 2019

		2017 Actual	2018 Actual	2019 Current	2019 Budget	2020 Budget
Computer Equipment Replacement						
Assessor						
Supplies						
1 8140103590	Small Attrac-Tracked Invento	2,663			7,532	7,532
Obj 003 Supplies		2,663			7,532	7,532
Auditor						
Supplies						
1 8140213590	Small Attrac-Tracked Invento	9,621	820		4,409	4,409
Obj 003 Supplies		9,621	820		4,409	4,409
Commissioner						
Supplies						
1 8140303590	Small Attrac-Tracked Invento	6,441	798	2,554	2,938	2,938
Obj 003 Supplies		6,441	798	2,554	2,938	2,938
Human Resources						
Supplies						
1 8140703501	Small Tools & Minor Equipmen			545		
1 8140703590	Small Attrac-Tracked Invento		1,864	6,309	6,310	3,674
Obj 003 Supplies			1,864	6,854	6,310	3,674
Treasurer						
Supplies						
1 8140803590	Small Attrac-Tracked Invento	5,085	8,990	6,432	6,246	6,246
Obj 003 Supplies		5,085	8,990	6,432	6,246	6,246
Coroner						
Supplies						
1 8142003590	Small Attrac-Tracked Invento				1,102	1,102
Obj 003 Supplies					1,102	1,102
Sheriff						
Supplies						
1 8142203590	Small Attrac-Tracked Invento				18,555	18,555
Obj 003 Supplies					18,555	18,555
Assigned Counsel						
Supplies						
1 8144003590	Small Attrac-Tracked Invento	3,814	13,486	10,935	10,935	8,267
Obj 003 Supplies		3,814	13,486	10,935	10,935	8,267

2020 Final Budget
Expenditures
As of November 30, 2019

		2017 Actual	2018 Actual	2019 Current	2019 Budget	2020 Budget
Computer Equipment Replacement						
Prosecuting Attorney						
Supplies						
1 8144103501	Small Tools & Minor Equipmen	49	426	436		
1 8144103590	Small Attrac-Tracked Invento	5,471	19,336	8,848	18,738	18,738
Obj 003 Supplies		5,520	19,762	9,284	18,738	18,738
Clerk						
Supplies						
1 8144203590	Small Attrac-Tracked Invento			18,903	18,903	10,288
Obj 003 Supplies				18,903	18,903	10,288
District Court						
Supplies						
1 8144403501	Small Tools & Minor Equipmen	220				
1 8144403590	Small Attrac-Tracked Invento	3,039		2,573	12,125	12,125
Obj 003 Supplies		3,259		2,573	12,125	12,125
Superior Court						
Supplies						
1 8144503501	Small Tools & Minor Equipmen	770		7,029		
1 8144503502	Software			1,690		
1 8144503590	Small Attrac-Tracked Invento		33,335		11,757	11,757
Obj 003 Supplies		770	33,335	8,719	11,757	11,757
Youth Service Center						
Supplies						
1 8144603501	Small Tools & Minor Equipmen	110				
1 8144603590	Small Attrac-Tracked Invento	10,139	1,154	3,170	11,574	11,574
Obj 003 Supplies		10,249	1,154	3,170	11,574	11,574
Cooperative Extension						
Supplies						
1 8146203501	Small Tools & Minor Equipmen			540		
1 8146203590	Small Attrac-Tracked Invento	4,976	3,841		2,756	2,756
Obj 003 Supplies		4,976	3,841	540	2,756	2,756
Capital Outlay						
1 8146206401		7,117				
Obj 006 Capital Outlay		7,117				
Fnc 620 Cooperative Extension		12,093	3,841	540	2,756	

2020 Final Budget
Expenditures
As of November 30, 2019

		2017 Actual	2018 Actual	2019 Current	2019 Budget	2020 Budget
Computer Equipment Replacement						
Planning						
Supplies						
1 8146403590	Small Attrac-Tracked Invento			4,326	5,144	5,144
Obj 003	Supplies			4,326	5,144	5,144
Capital Outlay						
1 8146406401	Machinery & Equipment			1,038		
Obj 006	Capital Outlay			1,038		
Fnc 640	Planning			5,364	5,144	125,105
Sub 814	Computer Equipment Replacement	59,515	84,050	75,327	139,024	125,105

District Court Probation

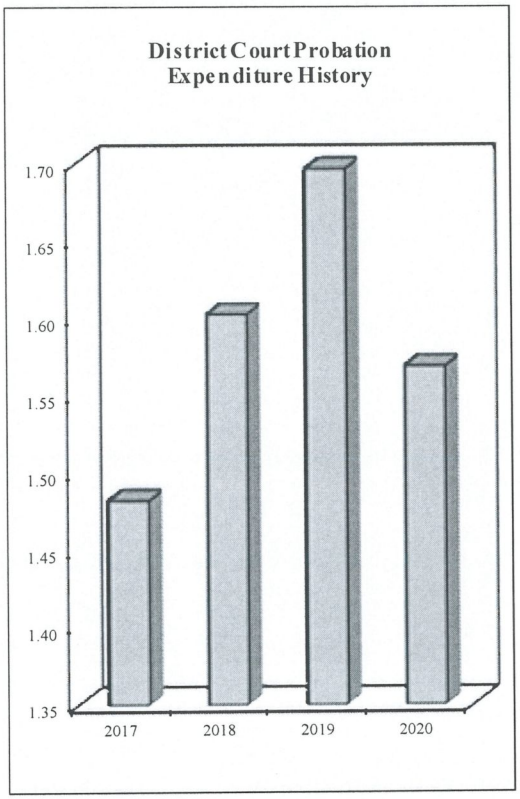

Expenditures	2017 Actual	2018 Actual	2019 Budget	2020 Budget
Salaries & Wages	797,623	865,903	804,966	751,376
Personnel Benefits	318,514	358,197	353,575	333,595
Supplies	21,369	28,956	21,500	21,500
Other Services & Charges	344,851	349,295	516,355	462,284
Debt Service	-	-	-	-
Capital Outlay	-	-	-	-
Total Expenditures	1,482,357	1,602,351	1,696,396	1,568,755
Ending Fund Balance	216,982	197,502	-	-
Total	1,699,339	1,799,853	1,696,396	1,568,755

Program Description:

Yakima County District Court Probation Services provides Yakima County District Court and Superior Courts with sentencing investigations, client supervision, treatment, compliance review, and community service placement for defendants with misdemeanor and gross misdemeanor cases.

The mission of the Yakima County District Court Probation is to:

> **Promote and enhance public safety, enforce court ordered sanctions and ensure victim's rights and involvement in the facilitation of positive behavioral change of adult probationers.**

The vision of the Yakima County Court Probation is to:

> **Seek out and maximize opportunities to positively impact the behavior of probationers, provide access to a comprehensive range of services including educational and vocational, mental health and substance abuse and build upon the strengths and capabilities of probationers, their families and communities.**

Major Objectives:

- Provide probation service countywide.
- Improve training for probation officers and support staff.
- Pursue partnerships within the county and with other Courts to provide better service to the public.

Special Programs:

In addition to traditional supervision services, Probation is involved in a number of programs:

- Traffic Safety Programs: A program whereby a defendant charged with a traffic ticket can get the ticket dismissed if they participate in a 4-hour safety class with Probation Services.

District Court Probation (continued)

- Traffic Safety/Theft Awareness Classes: Probation Officers and Case Managers teach Alive at 25 and Defensive Driving to those who are ordered to participate in those classes as a condition of their probation.
- Therapeutic Courts: There is a designated Probation Officer who works with the DUI Court Program and the Mental Health Court Program. Additionally, the designated Probation Officer works with any defendants who are ordered to obtain a mental health evaluation.
- Diversion Programs: Probation Services supervises defendants who are ordered to complete conditions pursuant to a diversionary agreement. Several courts in Yakima County utilize diversion programs, some are pre-filing while others are post-filing.

Revenue/Expenditure Comment:

Probation Services operates as a special fund within the county which means it is not part of the general fund. The operating budget for the department primarily originates from fees collected from probationers pursuant to the courts order. Additional revenue is garnered through classes and recently and additional revenue stream has been collected from the municipalities who use probation services to supervise defendants who are sentenced to probation.

2020 Final Budget
Revenue
As of November 30, 2019

		2017 Actual	2018 Actual	2019 Current	2019 Budget	2020 Budget
District Court Probation						
REVENUES						
101 10130800001	Beginning Fund Balance				197,502	50,961
101 10134233001	Adult Probation Service Char		106	553		
101 10134233012	Adult Prob-Interstate Compac		40	40	100	100
101 10134233015	Alive @ 25 Program	17,160	19,155	15,000	20,000	20,000
101 10134233017	Traffic Level 1	46,435	48,000	43,755	46,000	46,000
101 10134233018	Theft Consumer Awareness	15,045	16,395	15,000	16,400	16,400
101 10134233020	YKM Diversion Program	3,000	2,440	2,920	2,500	2,500
101 10134233022	Program SOC	2,360	2,485	1,160	2,500	2,500
101 10134233024	Union Gap Diversion Program	240	9,770	40	9,730	9,730
101 10134233025	City Probation Serv Contract		86,165	59,711	87,780	106,680
101 10134233103	Collections YCCS	656	1,435	270		
101 10134233104	Collections Evergreen	1,274				
101 10134233201	Adult Probation Fee ACTIVE	1,154,956	1,101,424	923,060	1,167,534	1,167,534
101 10134233202	Adult Probation Fee Collecti	300,900	231,317	174,147	125,000	125,000
101 10134236009	Community Service Fees				1,000	1,000
101 10134236201	Drug & Alcohol Assessment	3,046	2,068	1,540	2,000	2,000
101 10136140006	Collection Interest YCCS		285			
101 10136142009	Other Interest Earnings	43,085	56,097	44,660	18,000	18,000
101 10136981001	Cashier\Over and Short	40-	45-	80	100	100
101 10136981002	Overpay Adjustments				250	250
101 10136991001	Other Misc Revenue	8,994-	5,734	40		
Fnd 101	District Court Probation	1,579,123	1,582,871	1,281,976	1,696,396	1,568,755

2020 Final Budget
Expenditure
As of November 30, 2019

		2017 Actual	2018 Actual	2019 Current	2019 Budget	2020 Budget
District Court Probation						
Salaries						
101 1011001	Salaries & Wages	799,590	850,599	735,895	803,966	750,376
101 1011002	Salaries-Overtime	738	3,647	3,155	1,000	1,000
101 1011010	Accrued Annual Leave	2,705-	11,657	3,435-		
Obj 001	Salaries	797,623	865,903	735,615	804,966	751,376
Personnel Benefits						
101 1012002	Benefits-Direct	316,947	359,624	315,372	353,575	333,595
101 1012004	Benefits-Bank Accruals	1,567	1,428-	912		
Obj 002	Personnel Benefits	318,514	358,197	316,284	353,575	333,595
Supplies						
101 1013101	Office & Operating Supplies	15,652	20,800	18,649	16,000	16,000
101 1013104	Forms/Printing	2,659	2,578	2,074	2,500	2,500
101 1013134	Supplies-Copier	2,292	1,539	1,178	1,500	1,500
101 1013135	Supplies-Water	766	915	887	500	500
101 1013504	Small Tools-Office Equipment		595		1,000	1,000
101 1013507	Small Tools/PC Parts		2,530			
101 1013590	Small Attrac-Tracked Invento			4,955		
Obj 003	Supplies	21,369	28,956	27,743	21,500	21,500
Other Services - Charges						
101 1014101	Professional Services	1,631	1,552	2,569	500	500
101 1014125	Prof Serv-Indirect Costs	26,913	31,882	28,762	31,377	31,260
101 1014182	Prof Serv-Drug Screening	6,779	10,596	9,778	6,400	6,400
101 1014191	Prof Serv-Purchasing Serv	1,954	1,782	1,713	1,869	2,012
101 1014192	Prof Serv-Info Serv	97,411	79,495	87,934	95,928	126,159
101 1014199	Prof Serv-DOS	23,814	24,476	23,649	25,799	27,122
101 1014202	Communications-Postage	2,645	2,239	1,772	2,500	2,500
101 1014219	Phone Charges-Allocated	2,016	1,656	1,518	1,656	1,656
101 1014301	Travel	4,452	9,698	10,302	5,000	5,000
101 1014401	Advertising	89	266	908	500	500
101 1014590	Rent-Facil Maint	55,125	55,125	50,531	55,125	55,125
101 1014690	Insurance-Interfund	106,532	114,447	44,683	48,745	42,230
101 1014801	Repairs & Maintenance	9,887	2,749	6,613	5,000	5,000
101 1014901	Miscellaneous	4,532	5,390	6,175	230,456	151,320
101 1014911	Misc-Training	286	3,882	1,598	5,000	5,000
101 1014913	Misc-Dues	750	2,084	1,305	500	500
101 1014929	Misc-Subscriptions	36	1,977	1,948		
Fnd 101	District Court Probation	1,482,359	1,602,351	1,361,400	1,696,396	1,568,755

Municipal Courts

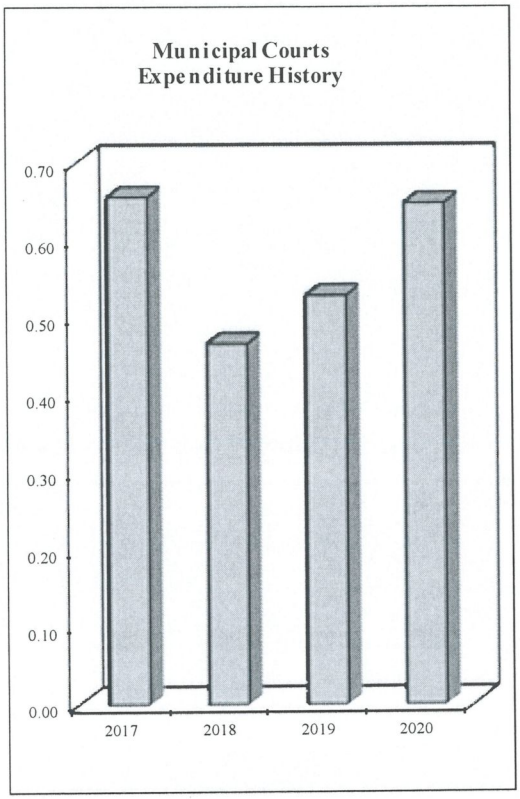

Expenditures	2017 Actual	2018 Actual	2019 Budget	2020 Budget
Salaries & Wages	429,607	305,039	281,220	325,733
Personnel Benefits	149,634	126,123	120,938	135,308
Supplies	7,575	621	250	250
Other Services & Charges	69,348	34,066	125,765	186,364
Total Expenditures	656,164	465,849	528,173	647,655
Ending Fund Balance	77,863	90,923	-	-
Total	734,027	556,772	528,173	647,655

Program Description:

The City of Grandview, City of Mabton, and City of Union Gap have contracted with Yakima County District Court pursuant RCW 3.5.805 and 39.34. The cities shall pay a reasonable sum to the County to provide adjudication and sentencing of cases filed by the cities. All court proceedings shall be conducted in the conformity with the Rules of General Application, the Criminal Rules for Courts of Limited Jurisdiction, the Infraction Rules for Courts of Limited Jurisdiction and the local rules of the Yakima County District Court.

All fines and costs shall be collected by and accounted for by the Yakima County District Court personnel in accordance with Chapter 3.62 of the Revised Code of Washington and any other applicable laws and paid to the City along with an accounting thereof monthly. Any uncollectible fines and costs shall be sent to collection as directed by the City.

The mission of the Yakima County Courts is to:

Provide effective and timely resolution of legal matters, assuring dignified and fair treatment to all participants while promoting respect for the justice system and maintaining the independence of the judiciary.

Revenue/Expenditure Comment:

The cities pay an annual amount equal to the percentage of the Yakima County District Court's annual budget based upon a 4-year running average of District Court cases divided into the average number of the cities cases. Future negotiations for contracts will focus on overall cost of providing services, filing projections and case weighting.

2020 Final Budget
Revenue
As of November 30, 2019

		2017 Actual	2018 Actual	2019 Current	2019 Budget	2020 Budget
Municipal Courts						
REVENUES						
102 10234128008	Dist-Crt Grandview File Fee	190,547	202,646	161,878	194,253	211,253
102 10234128009	Dist-Crt Union Gap File Fee	255,068	226,990	169,935	226,580	236,541
102 10234128011	City of Mabton Fee	16,425	49,274	34,032	40,838	23,963
102 10234128012	City of Moxee Fee			16,634		81,859
102 102230850001	Beg Fund Bal Assigned Union				7,605	33,654
102 102330850001	Beg Fund Bal Assigned Grand				39,477	48,979
102 102430850001	Beg Fund Bal Assigned Mabton				19,420	11,406
Fnd 102	Municipal Courts	462,040	478,910	382,479	528,173	647,655

2020 Final Budget
Expenditure
As of November 30, 2019

		2017 Actual	2018 Actual	2019 Current	2019 Budget	2020 Budget
Municipal Courts						
Union Gap						
Salaries						
102 201001	Salaries & Wages	162,252	101,312	55,370	61,287	62,561
102 201002	Salaries-Overtime	5,883	1,544	855	62,030	
102 201010	Accrued Annual Leave	2,185-	4,727	1,360-		
102 201025	Salaries Crt Commissioners	119,239	60,812	59,222	2,876	69,744
Obj 001	Salaries	285,190	168,396	114,087	126,193	132,305
Personnel Benefits						
102 202002	Benefits-Direct	93,968	65,133	45,944	50,082	52,060
102 202004	Benefits-Bank Accruals	429	108-	115		
Obj 002	Personnel Benefits	94,397	65,025	46,059	50,082	52,060
Supplies						
102 203101	Office & Operating Supplies		28			
102 203508	Small Tools/Furniture	5,701				
Obj 003	Supplies	5,701	28			
Other Services - Charges						
102 204101	Professional Services	5,599	492	50		
102 204125	Indirect Costs	4,931			8,194	8,129
102 204137	Program Cost	2,477-				
102 204191	Prof Serv-Purchasing Serv	2,490	197	193	210	229
102 204199	Prof Serv-Misc	42				
102 204690	Insurance-Interfund	2,377	2,292	3,802	4,148	2,598
102 204901	Miscellaneous		2,670	4,800	26,158	55,674
102 204904	Jury Fee Union Gap	22,317	14,400	15,657	19,200	19,200
Obj 004	Other Services - Charges	35,279	20,051	24,502	57,910	85,830
Sub 020	Union Gap	420,567	253,500	184,648	234,185	270,195
Grandview						
Salaries						
102 301001	Salaries & Wages	140,566	104,469	100,464	122,574	123,684
102 301002	Salaries-Overtime	3,851	1,769	799		
102 301025	Salaries Crt Commissioners					34,872
Obj 001	Salaries	144,417	106,237	101,262	122,574	158,556
Personnel Benefits						
102 302002	Benefits-Direct	55,837	51,423	48,616	61,087	72,961
102 302004	Benefits-Bank Accruals	600-	594	496		
Obj 002	Personnel Benefits	55,237	52,017	49,112	61,087	72,961

2020 Final Budget
Expenditure
As of November 30, 2019

			2017 Actual	2018 Actual	2019 Current	2019 Budget	2020 Budget
Municipal Courts							
Grandview							
Supplies							
102 303101		Office & Operating Supplies	119	593	460	250	250
102 303104		Printing	994				
102 303134		Copier/Printer Supplies	48				
102 303590		Small Tracked Inventory	714		5,553		
Obj 003	Supplies		1,874	593	6,013	250	250
Other Services - Charges							
102 304101		Professional Services			244		
102 304111		Pro Serv Interpreter	10,573		11,359		
102 304199		Prof Serv-DOS		25	98		
102 304202		Communications-Postage	17		147		
102 304301		Travel			2,771		
102 304401		Advertising			15		
102 304501		Operating Rental & Leases	11,253				
102 304801		Repair & Maintenance			257		
102 304901		Miscellaneous				40,219	18,865
102 304904		Jury Fee Grandview	12,226	7,200	10,185	9,600	9,600
102 304911		Training			198		
Obj 004	Other Services - Charges		34,069	7,225	25,274	49,819	28,465
Sub 030	Grandview		235,597	166,072	181,661	233,730	260,232
City of Mabton							
Salaries							
102 401001		Salaries				32,453	
102 401025		Salaries Crt Commissioners		30,406	29,611		
Obj 001	Salaries			30,406	29,611	32,453	
Personnel Benefits							
102 402002		Benefits-Direct		9,081	8,807	9,769	
Obj 002	Personnel Benefits			9,081	8,807	9,769	
Other Services - Charges							
102 404125		Prof Serv-Indirect Costs		6,791	7,511		
102 404901		Misc				16,004	33,337
102 404904		Jury Fee Mabton				2,032	2,032
Obj 004	Other Services - Charges			6,791	7,511	18,036	35,369
Sub 040	City of Mabton			46,278	45,929	60,258	35,369

2020 Final Budget
Expenditure
As of November 30, 2019

		2017 Actual	2018 Actual	2019 Current	2019 Budget	2020 Budget
Municipal Courts						
City of Moxee						
Salaries						
102 501020	Salaries-Judges					34,872
Obj 001	Salaries					34,872
Personnel Benefits						
102 502002	Benefits-Direct					10,287
Obj 002	Personnel Benefits					10,287
Other Services - Charges						
102 504901	Miscellaneous					36,700
Obj 004	Other Services - Charges					36,700
Sub 050	City of Moxee					81,859
Fnd 102	Municipal Courts	656,164	465,850	412,237	528,173	647,655

Pre-Trial

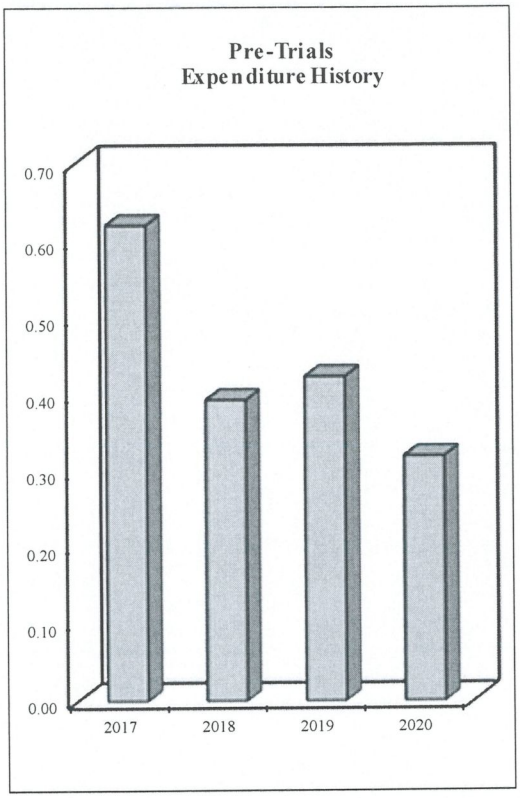

Expenditures	2017 Actual	2018 Actual	2019 Budget	2020 Budget
Salaries & Wages	175,913	255,629	293,783	213,890
Personnel Benefits	68,415	95,400	114,725	87,801
Supplies	1,261	1,095	1,500	1,500
Other Services & Charges	169,846	39,935	12,335	15,817
Operating Transfer Out	203,804	-	-	-
Total Expenditures	619,239	392,059	422,343	319,008
Ending Fund Balance	43,901	38,193	-	-
Total	663,140	430,252	422,343	319,008

Program Description:

The mission of Pre-Trial Services is to assist the Court in making custody release decisions by using evidenced-based practices to provide timely, accurate risk assessment reports and client monitoring services that support early intervention, personal improvement and the preservation of public safety

Pre-Trial Services initially was built and sustained by grant funding. Pre-Trial Services became operational on February 1, 2016. To fulfill one of the main purposes of Pre-Trial Services, the Pre-Trial Officers administer a static risk assessment tool called the Public Safety Assessment (PSA). The tool is designed to determine an overall risk score based on the defendant's likelihood of failing to appear in court and/or committing a new offense if released. The PSA score is considered by the Judge when making release decisions for defendants booked into jail on criminal charges. The risk score correlated to a release recommendation that is presented to the Court by Pre-Trial Services.

Ultimately, the release decision is up to the Court after having taken into consideration may factors including but not limited to the risk score from the PSA, recommendations and arguments of counsel, recommendations if any from law enforcement as well as any other relevant information.

A defendant released to Pre-Trial Services, depending on the level of monitoring ordered by the court, can be required to report to their Pre-Trial Officer as frequently as one time a week. Moreover, all defendants regardless of monitoring level must report for an intake within 24 hours of their release from custody. They all have criminal history checked before each court date. If there are any violations of their conditions of release a report is generated to the Court as well as the prosecutor and public defender. All defendants released to Pre-Trial Services receive automated reminders of upcoming court dates and scheduled appointments with their Pre-Trial Officers. In addition, effective September 16, 2019, all defendants who were screened by Pre-Trial and later posted bail, are also monitored by Pre-Trial Services.

The staff of Pre-Trial Services consists of one Administrative Supervisor, two full-time Pre-Trial Officers and a full-time Office Specialist. The staff on average complete 50-60 PSA's per week. On average they manage the addition of 25 new defendants per week. On an average week the staff in Pre-Trial see approximately 80 defendants who present for monitoring appointments. Overall , the staff of the program manage in excess of 530 defendants who have been released to Pre-Trial Sevices.

Pre-Trial (cont.)

Major Objectives:

Provide timely, accurate risk assessment reports and client monitoring services that support early intervention, personal improvement and the preservation of public safety. Assuring dignified and fair treatment to all participants while promoting respect for the justice system and maintaining the independence of the judiciary.

Revenue/Expenditure Comment:

Pretrial Services is supported by a dedicated funding source. However, this essential program cannot continue to operate from dedicated funds alone. The Court intends to pursue partnerships and grants to fill the gap in order to sustain current service needs.

2020 Final Budget
Revenue
As of November 30, 2019

		2017 Actual	2018 Actual	2019 Current	2019 Budget	2020 Budget
Pre-Trial						
REVENUES						
103 10330850001	Beg Fund Bal Assigned				16,954	59,008
103 10333116751	Pre Trial Grant	84,806				
103 10336700011	Trueblood Grant	31,052	126,351	94,536	145,389	
103 10336700013	MacArthur Grant	50,000				
103 10339700001	Operating Tran in	440,000	260,000	260,000	260,000	260,000
Fnd 103	Pre-Trial	605,858	386,351	354,536	422,343	319,008

2020 Final Budget
Expenditure
As of November 30, 2019

		2017 Actual	2018 Actual	2019 Current	2019 Budget	2020 Budget
Pre-Trial						
Fed Grant						
Supplies						
103 103101	Office & Operating Supplies		128	128		
Obj 003	Supplies		128	128		
Other Services - Charges						
103 104101	Professional Services	84,835				
Obj 004	Other Services - Charges	84,835				
Sub 010	Fed Grant	84,835	128	128		
Private Grant						
Reclassification & Cost Alloc.						
103 200100	Operating Transfers Out	203,804				
Obj 000	Reclassification & Cost Alloc.	203,804				
Salaries						
103 201001	Salaries & Wages	145,266	159,778	188,997	182,111	152,876
103 201002	Salaries Overtime	3,552	9,559	3,281	3,000	3,000
103 201010	Accrued Annual Leave	1,677	2,139	10,546		
Obj 001	Salaries	150,496	171,477	202,824	185,111	155,876
Personnel Benefits						
103 202002	Benefits-Direct	63,008	68,069	83,761	79,962	69,276
103 202004	Benefits-Bank Accruals	622-	28	206-		
Obj 002	Personnel Benefits	62,386	68,097	83,555	79,962	69,276
Supplies						
103 203101	Office & Operating Supplies	72	295	150	500	500
103 203104	Supplies-Forms & Printing	810	672	734	500	500
103 203590	Small Attrac-Tracked Invento	379			500	500
Obj 003	Supplies	1,261	967	885	1,500	1,500
Other Services - Charges						
103 204101	Professional Services	14,110	413			
103 204125	Pro Serv Indirect Cost	1,707	3,810	4,342		5,954
103 204191	Prof Serv Purchasing Service		278	272	297	323
103 204192	Prof Serv-Tech Service	7,862	8,084			
103 204199	Prof Serv-Misc	2,040	2,092	2,021	2,205	2,319
103 204202	Communication-Postage	38	40	26		
103 204301	Travel	900			1,000	1,000

2020 Final Budget
Expenditure
As of November 30, 2019

		2017 Actual	2018 Actual	2019 Current	2019 Budget	2020 Budget
Pre-Trial						
Private Grant						
Other Services - Charges						
103 204590	Rent-Facility Maint	14,138	14,138	12,960		
103 204690	Insurance- Interfund	1,439	1,130	1,679	1,832	1,837
103 204901	Misc. Prosecutor & DAC		5,250	5,513	5,047	4,384
Obj 004	Other Services - Charges	42,234	35,235	26,813	10,381	15,817
Sub 020	Private Grant	460,181	275,776	314,077	276,954	242,469
MacArthur grant private						
Other Services - Charges						
103 214101	Professional Services	40,300	4,700			
103 214137	Program Support	2,477				
Obj 004	Other Services - Charges	42,777	4,700			
Sub 021	MacArthur grant private	42,777	4,700			
TrueBlood Grant						
Salaries						
103 221001	Salaries	25,109	32,568	11,354	27,681	14,064
103 221002	Salaries Overtime	308	882	251		
103 221025	Salaries-Court Commissioners		50,701	36,362	80,991	43,950
Obj 001	Salaries	25,417	84,151	47,967	108,672	58,014
Personnel Benefits						
103 222002	Benefits-Direct	5,662	26,411	15,069	34,763	18,525
103 222004	Benefits-Bank Accruals	366	893	157-		
Obj 002	Personnel Benefits	6,028	27,303	14,912	34,763	18,525
Other Services - Charges						
103 224901	Miscellaneous				1,954	
Obj 004	Other Services - Charges				1,954	
Sub 022	TrueBlood Grant	31,445	111,455	62,878	145,389	76,539
Fnd 103	Pre-Trial	619,238	392,059	377,083	422,343	319,008

Narcotics Investigation

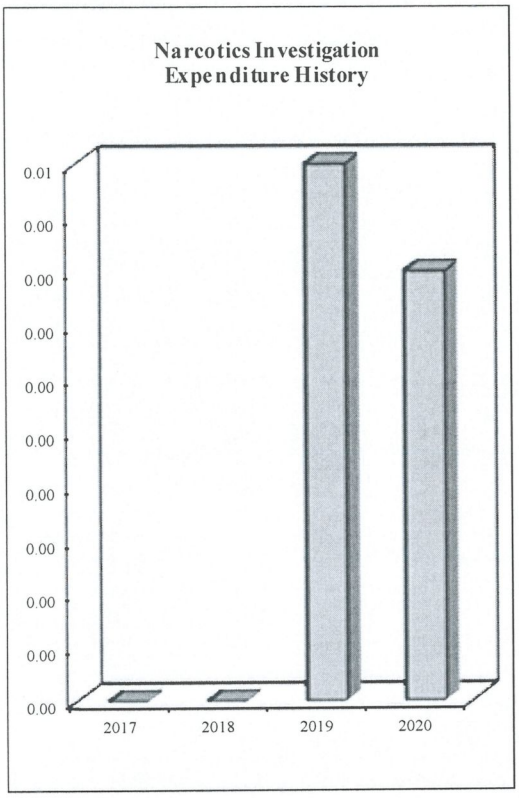

Expenditures	2017 Actual	2018 Actual	2019 Budget	2020 Budget
Other Services & Charges	-	-	5,000	4,000
Operating Transfer Out	-	-	-	-
Total Expenditures	-	-	5,000	4,000
Ending Fund Balance	17,574	28,106	23,000	20,000
Total	17,574	28,106	28,000	24,000

Program Description:

To further enhance the ongoing efforts to maintain aggressive investigation and prosecution of drug cases.

Major Objectives:

Continue to center on the detection, arrest, and prosecution of drug dealers and manufacturers that supply controlled substances.

Revenue/Expenditure Comment:

Revenue is generated from State and Federal drug seizures.

2020 Final Budget
Revenue
As of November 30, 2019

		2017 Actual	2018 Actual	2019 Current	2019 Budget	2020 Budget
Narcotics Investigation						
REVENUES						
144 14430840001	Beginning Fund Bal Committed				23,000	20,000
144 14435150011	Drug Fund Local Fine	6,236	10,533	4,930		
144 14435650001	Investigat Fund Assess-State				5,000	4,000
Fnd 104	Narcotics Investigation	6,236	10,533	4,929	28,000	24,000

2020 Final Budget
Expenditure
As of November 30, 2019

		2017 Actual	2018 Actual	2019 Current	2019 Budget	2020 Budget
Narcotics Investigation						
Reclassification & Cost Alloc.						
144 1440200	Ending Fund Balance Restrict				23,000	20,000
Obj 000	Reclassification & Cost Alloc.				23,000	20,000
Other Services - Charges						
144 1444901	Miscellaneous				5,000	4,000
Obj 004	Other Services - Charges				5,000	4,000
Sub 144	Narcotics Investigation State				28,000	24,000
Fnd 104	Narcotics Investigation				28,000	24,000

Special Operations

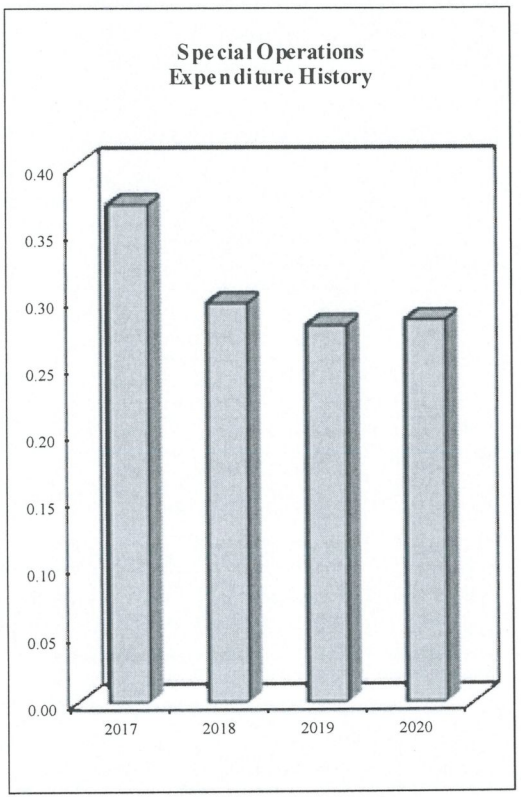

Expenditures	2017 Actual	2018 Actual	2019 Budget	2020 Budget
Salaries & Wages	9,948	9,587	5,000	6,000
Personnel Benefits	1,587	2,356	1,000	1,200
Supplies	87,406	54,836	47,100	47,350
Other Services & Charges	235,533	166,355	185,098	230,335
Capital Outlay	36,538	64,303	42,500	-
Operating Transfer Out	-	-	-	-
Total Expenditures	371,012	297,437	280,698	284,885
Ending Fund Balance	360,072	390,349	279,128	352,059
Total	731,084	687,786	559,826	636,944

Program Description:

This fund, operated through the Sheriff's Office, is a special revenue fund that receives its revenue from a variety of private sources. Generally, these donations have specified expenditure requirements, such as: ORV (Off Road Vehicles), Search and Rescue, Boating Safety, etc.

Major Objectives:

- Patrol the recreational waters of Yakima County, promoting boating safety and education.
- Improve and expand Search and Rescue capability.
- Actively participate in county drug enforcement

Revenue/Expenditure Comment:

This special revenue fund receives its revenue from a variety of private sources. Generally, these donations have specified expenditure requirements.

2020 Final Budget
Revenue
As of November 30, 2019

		2017 Actual	2018 Actual	2019 Current	2019 Budget	2020 Budget
Special Operations						
REVENUES						
105 10530850001	Beginning Fund Bal Assigned				308,730	390,348
105 10533316738	Edward Bryne JAG			23,970		75,000
105 10533320601	Alcohol Imparied Driving Grt				3,500	3,500
105 10533399991	HIDTA-Hi Intens Drug Traf Ar	161,142	138,164	93,722	152,900	112,900
105 10533600841	Boating Safety	35,058	36,051	36,790	35,000	35,000
105 10534175002	Sale of ORV Maps	10,623	9,446	9,745	10,196	10,196
105 10534220001	Fire / Emergency Services		23,594			
105 10536711001	Donations from Private Sourc	65,297	112,720	51,392	44,500	2,000
105 10536711003	Donations-Search & Rescue	17,490	2,410	760	2,000	2,000
105 10536711013	Donations K9	1,122	2,989	7,850		3,000
105 10536991001	Other Misc Revenue	29,600		11,025		
105 10536991006	Other Misc Rev Prop/Evidence	2,219	2,339	2,106	3,000	3,000
105 10539510001	Sale of Fixed Assets	11,740				
Fnd 105	Special Operations	334,292	327,713	237,361	559,826	636,944

2020 Final Budget
Expenditure
As of November 30, 2019

		2017 Actual	2018 Actual	2019 Current	2019 Budget	2020 Budget
Special Operations						
Ending Fund Balance						
Reclassification & Cost Alloc.						
105 100200	Ending Fund Balance Restrict				279,128	352,059
Obj 000	Reclassification & Cost Alloc.				279,128	352,059
Sub 010	Ending Fund Balance				279,128	352,059
County Narcotics						
Other Services - Charges						
105 204901	Miscellaneous			1,700		3,000
Obj 004	Other Services - Charges			1,700		3,000
Sub 020	County Narcotics			1,700		3,000
Canine						
Supplies						
105 303101	Office & Operating Supplies	163		928		
Obj 003	Supplies	163		928		
Other Services - Charges						
105 304101	Professional Services		100			
105 304301	Travel	4,336			3,000	3,000
105 304901	Miscellaneous	427				
Obj 004	Other Services - Charges	4,763	100		3,000	3,000
Capital Outlay						
105 306401	Machinery & Equipment	16,025				
Obj 006	Capital Outlay	16,025				
Sub 030	Canine	20,950	100	928	3,000	3,000
Crime Prevention						
Supplies						
105 403101	Office & Operating Supplies	11,571	1,193	1,125	500	500
105 403501	Small Tools & Minor Equipmen	25,753	29,926			
105 403502	Software			3,277		
105 403590	Small Attrac-Tracked Invento	23,957	12,691	2,045	13,000	13,000
Obj 003	Supplies	61,281	43,809	6,446	13,500	13,500
Other Services - Charges						
105 404101	Professional Services	45,593	7,944	655		

2020 Final Budget
Expenditure
As of November 30, 2019

		2017 Actual	2018 Actual	2019 Current	2019 Budget	2020 Budget
Special Operations						
Crime Prevention						
Other Services - Charges						
105 404301	Travel	1,444	1,364			
105 404801	Repairs & Maintenance	817	5,332			
105 404901	Miscellaneous	238	2,238			
Obj 004	Other Services - Charges	48,091	16,878	655		
Capital Outlay						
105 406401	Machinery & Equipment	20,513	59,303		42,500	
Obj 006	Capital Outlay	20,513	59,303		42,500	
Sub 040	Crime Prevention	129,884	119,990	7,102	56,000	13,500
Boating Safety - VRF						
Salaries						
105 501002	Salaries-Overtime	9,948	9,587	11,452	5,000	6,000
Obj 001	Salaries	9,948	9,587	11,452	5,000	6,000
Personnel Benefits						
105 502002	Benefits-Direct	1,587	1,520	2,328	1,000	1,200
105 502014	Benefits Uniforms		837			
Obj 002	Personnel Benefits	1,587	2,357	2,328	1,000	1,200
Supplies						
105 503101	Office & Operating Supplies	1,473	1,806	68	2,000	2,000
105 503104	Printing				100	100
105 503201	Fuel Consumed	710	970	684	500	750
105 503501	Small Tools & Minor Equipmen		2,234	1,712	2,500	2,500
105 503590	Small Attrac-Tracked Invento	745	4,193		12,500	12,500
Obj 003	Supplies	2,928	9,203	2,464	17,600	17,850
Other Services - Charges						
105 504101	Professional Services	364	274	183	200	250
105 504201	Communication-Telephone	2,641	2,554	2,335	3,226	3,226
105 504301	Travel	586	452	1,470		
105 504305	Travel-Training			1,868		2,500
105 504501	Operating Rentals & Lease	177	920		2,000	2,000
105 504690	Liability Insurance	4,853	4,212	5,704	6,222	4,455
105 504801	Repairs & Maintenance	23,593	3,829	9,843	6,000	10,000
105 504901	Miscellaneous	490	1,790	108		2,078
Obj 004	Other Services - Charges	32,704	14,030	21,511	17,648	24,509

2020 Final Budget
Expenditure
As of November 30, 2019

		2017 Actual	2018 Actual	2019 Current	2019 Budget	2020 Budget
Special Operations						
Sub 050	Boating Safety - VRF	47,166	35,176	37,754	41,248	49,559
Search & Rescue						
Supplies						
105 603101	Office & Operating Supplies	1,048	657	1,134	1,000	1,000
105 603201	Fuel Consumed		258		500	500
105 603501	Small Tools & Minor Equipmen	4,487	433			
105 603590	Small Attrac-Tracked Invento		384	3,776	1,000	1,000
Obj 003	Supplies	5,535	1,732	4,911	2,500	2,500
Other Services - Charges						
105 604101	Professional Services	186	877	6,973		250
105 604801	Repairs & Maintenance	2,737	1,927	19,194	2,000	2,000
105 604901	Miscellaneous		49		2,000	2,000
Obj 004	Other Services - Charges	2,923	2,853	26,167	4,000	4,250
Capital Outlay						
105 606401	Machinery & Equipment		5,000			
Obj 006	Capital Outlay		5,000			
Sub 060	Search & Rescue	8,458	9,585	31,077	6,500	6,750
LEARN						
Other Services - Charges						
105 704801	Repairs & Maintenance				2,000	2,000
Obj 004	Other Services - Charges				2,000	2,000
Sub 070	LEARN				2,000	2,000
LEAD Task Force						
Other Services - Charges						
105 804901	Miscellaneous			23,970		75,000
Obj 004	Other Services - Charges			23,970		75,000
Sub 080	LEAD Task Force			23,970		75,000
HIDTA Yakima Task Force						
Supplies						
105 1003101	Office & Operating Supplies	17,500				
Obj 003	Supplies	17,500				

2020 Final Budget
Expenditure
As of November 30, 2019

		2017 Actual	2018 Actual	2019 Current	2019 Budget	2020 Budget
Special Operations						
HIDTA Yakima Task Force						
Other Services - Charges						
105 1004907	Grant Pass Through	143,642	117,115	114,770	152,900	112,900
Obj 004	Other Services - Charges	143,642	117,115	114,770	152,900	112,900
Sub 100	HIDTA Yakima Task Force	161,142	117,115	114,770	152,900	112,900
Traffic Safety						
Supplies						
105 1103501	Small Tools & Minor Equipmen				3,500	3,500
Obj 003	Supplies				3,500	3,500
Sub 110	Traffic Safety				3,500	3,500
Property & Evidence						
Other Services - Charges						
105 1404125	Prof Serv-Indirect	1,705	2,051	1,169	1,275	1,338
105 1404901	Miscellaneous		8			
Obj 004	Other Services - Charges	1,705	2,059	1,169	1,275	1,338
Sub 140	Property & Evidence	1,705	2,059	1,169	1,275	1,338
ORV-Maps						
Supplies						
105 1603101	Office & Operating Supplies		92	222		
105 1603104	Printing			2,090	10,000	10,000
Obj 003	Supplies		92	2,312	10,000	10,000
Other Services - Charges						
105 1604101	Professional Services		11,267		3,000	3,000
105 1604125	Prof Serv-Indirect	1,706	2,052	1,169	1,275	1,338
Obj 004	Other Services - Charges	1,706	13,319	1,169	4,275	4,338
Capital Outlay						
105 1606401	Machinery & Equipment			10,494		
Obj 006	Capital Outlay			10,494		
Sub 160	ORV-Maps	1,706	13,412	13,975	14,275	14,338
Fnd 105	Special Operations	371,011	297,437	232,445	559,826	636,944

District Court Dispute Resolution

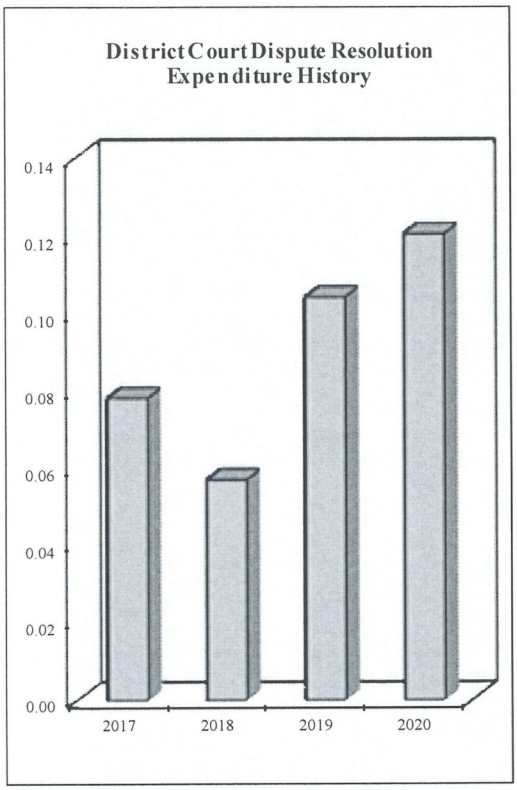

Expenditures	2017 Actual	2018 Actual	2019 Budget	2020 Budget
Other Services & Charges	78,096	56,989	104,064	120,439
Total Expenditures	78,096	56,989	104,064	120,439
Ending Fund Balance	10,585	31,064	-	-
Total	88,681	88,053	104,064	120,439

Program Description:

Yakima County created a Dispute Resolution Center to provide a forum where persons may voluntarily participate in the resolution of various disputes in an informal and less adversarial atmosphere than that faced in a civil judicial setting.

Major Objectives:

To reduce the amount of time in court required for processing various disputes and therefore allowing more judicial time for the court to apply to remaining caseload.

Revenue/Expenditure Comment:

RCW 7.75.035 allows the Civil Division of District Court to impose a surcharge to all civil and small claim filings to offset county costs of funding a Dispute Resolution Center. These surcharges are estimated to generate approximately $50,000 to $95,000 per year. The cost of dispute resolution to Yakima County is exceeding the amount generated by the civil surcharge imposed. The Dispute Resolution Center intends to pursue partnerships and grants to fill the gap and will be utilizing funding from Superior Court and District Court funds to continue service needs.

2020 Final Budget
Revenue
As of November 30, 2019

		2017 Actual	2018 Actual	2019 Current	2019 Budget	2020 Budget
Dist. Court Dispute Resolution						
REVENUES						
106 10630800001	Beginning Fund Balance				31,064	47,439
106 10634124001	Dispute Resolution Surcharge	71,125	77,468	71,330	73,000	73,000
Fnd 106	Dist. Court Dispute Resolution	71,125	77,468	71,330	104,064	120,439

2020 Final Budget
Expenditure
As of November 30, 2019

		2017 Actual	2018 Actual	2019 Current	2019 Budget	2020 Budget
Dist Court Dispute Resolution						
Other Services - Charges						
106 1064101	Professional Services	77,133	56,114	60,830	73,000	73,000
106 1064125	Prof Serv-Indirect Costs	912	819	772	842	842
106 1064690	Liability Insurance	51	56	84	92	58
106 1064901	Miscellaneous				30,130	46,539
Obj 004	Other Services - Charges	78,096	56,989	61,686	104,064	120,439
Sub 106	Dist Court Dispute Resolution	78,096	56,989	61,686	104,064	120,439
Fnd 106	Dist. Court Dispute Resolution	78,096	56,989	61,686	104,064	120,439

Family Court

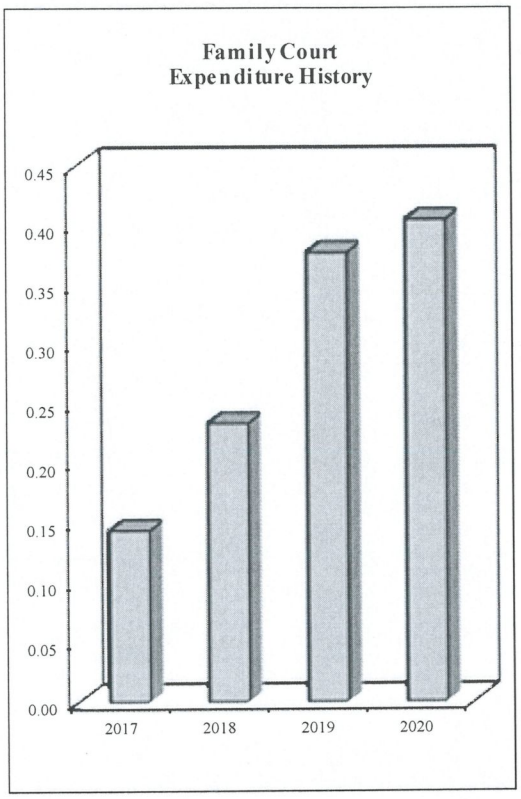

Expenditures	2017 Actual	2018 Actual	2019 Budget	2020 Budget
Salaries & Wages	76,495	137,702	149,351	126,456
Personnel Benefits	31,719	55,418	52,638	52,154
Supplies	28,583	4,240	-	-
Other Services & Charges	7,040	36,372	174,907	225,718
Capital Outlay	-	-	-	-
Total Expenditures	143,837	233,732	376,896	404,328
Ending Fund Balance	88,583	147,795	-	-
Total	232,420	381,527	376,896	404,328

Program Description:

Family Court offers services to people going through Superior Court, typically in marriage dissolution, but has expanded its services to other case types and issues to serve the growing number of litigants who are not represented by attorneys. Information brochures are developed, printed and distributed. Parenting information is made available to families in crisis. Court Investigators are appointed in selected cases to review the case and make recommendations to the judge.

Family Court does not supplant any existing services of the Superior Court. It enhances the work of the Superior Court. The program makes the court more accessible to the public, especially to the poor and saves limited court resources.

The facilitator provides assistance to pro se litigants in family law cases by: identifying and assessing their needs and assisting them in obtaining and completing the necessary forms, reviewing the forms before presentation to the court, and assisting the public in getting their cases before a judge. The facilitator provides basic dissolution and paternity group intake classes for pro se litigants prior to their dissolution or paternity case filing. These classes, in English and Spanish, promote public education and assists in demystifying the complexities of court procedures. The facilitator also maintains and provides an inventory of informational and instructional brochures available to the public. Investigators appointed by the Court research, interview parties of the case, collect collateral documentation, testifies at trials, and submit reports with recommendations to the Family Court Judge.

Major Objectives:

- Continue to establish facilitator user fees at a reasonable scale;
- Continue to establish pro se litigant literature fees at a reasonable scale;
- Continue to provide monolingual and bilingual Investigator and Facilitator services based on reasonable caseload and revenue expectations;

Family Court (continued)

Revenue/Expenditure Comment:

Family Court is supported by user fees and other dedicated funding sources. However, this essential program cannot continue to operate from user fees alone. The Court intends to pursue partnerships and grants to fill the gap, and will be utilizing funding from 3/10th tax funds to expand service needs in Family Court to assist in mitigating congested court dockets and public safety issues.

Facilitator services are available to the public on an appointment basis, but issues such as emergency restraining orders require the facilitator to be immediately available. The Court is experiencing an increasing domestic caseload with pro se litigants who require extensive staffing assistance in processing their cases. The Court has also seen a significant increase in monolingual litigants. In order to continue providing bilingual services to clients, it may be necessary to increase fees to clients.

2020 Final Budget
Revenue
As of November 30, 2019

		2017 Actual	2018 Actual	2019 Current	2019 Budget	2020 Budget
Family Court						
REVENUES						
107 10730800001	Begin Unreserv Fund Balance				28,444	22,735
107 10730830001	Beg Fund Bal - DV Restricted				119,352	152,493
107 10732222001	Family Court Fees	30,544	30,291	26,887	30,000	30,000
107 10734134031	Court Current Expense	174	186	167	100	100
107 10734134231	Guardian Ad Litem Fee	31,693	25,622	31,694	30,000	30,000
107 10734165021	Facilitator Forms Fee	57,359	55,995	47,267	60,000	60,000
107 10734650011	DV Facilitator Program Fee	25,810	29,494	38,194	25,000	25,000
107 10734650021	Facilitator User Fee	73,260	65,965	55,530	80,000	80,000
107 10734650041	DV Prevention Acct, Local	3,304	3,525	3,181	4,000	4,000
107 10736711013	Donations from Foundation		3,560			
Fnd 107	Family Court	222,143	214,638	202,919	376,896	404,328

2020 Final Budget
Expenditure
As of November 30, 2019

			2017 Actual	2018 Actual	2019 Current	2019 Budget	2020 Budget
Family Court							
Salaries							
107 1071001		Salaries & Wages	76,769	134,141	120,219	148,851	125,956
107 1071002		Salaries-Overtime	2,809	1,320	669	500	500
107 1071010		Accrued Annual Leave	3,082-	2,241	1,136-		
Obj 001	Salaries		76,495	137,702	119,752	149,351	126,456
Personnel Benefits							
107 1072002		Benefits-Direct	31,556	55,403	48,669	52,638	52,154
107 1072004		Benefits-Bank Accruals	162	15	228		
Obj 002	Personnel Benefits		31,718	55,418	48,898	52,638	52,154
Supplies							
107 1073101		Office & Operating Supplies	579		790		
107 1073104		Supplies Forms & Printing	27,030		48		
107 1073502		Computer Software	974		1,045		
107 1073504		Small Tools-Office Equipment		4,240			
Obj 003	Supplies		28,583	4,240	1,884		
Other Services - Charges							
107 1074101		Professional Services	131	141			
107 1074125		Prof Serv-Indirect Costs	3,132	3,668	2,470	2,694	3,503
107 1074134		Prof Serv-DRC				12,000	12,000
107 1074191		Prof Serv-Purchasing Serv		188	184	201	218
107 1074192		Prof Serv-Info Serv		14,734	16,328	17,812	
107 1074199		Prof Serv-DOS		4,730	4,569		5,240
107 1074301		Travel	577		404		
107 1074590		Rent-Facil Maint		10,650	9,763		10,650
107 1074690		Liability Insurance	1,071	1,007	1,589	1,733	1,132
107 1074801		Repairs & Maintenance	738	197	41		
107 1074901		Miscellaneous		399	149	4,115	23,482
Obj 004	Other Services - Charges		5,649	35,715	35,494	38,555	56,225
Sub 107	Family Court		142,446	233,075	206,027	240,544	234,835
Domestic Violence Prevention							
Other Services - Charges							
107 1104101		Professional Services	1,391	658	12,100	2,000	2,000
107 1104901		Miscellaneous				134,352	167,493
Obj 004	Other Services - Charges		1,391	658	12,100	136,352	169,493
Sub 110	Domestic Violence Prevention		1,391	658	12,100	136,352	169,493
Fnd 107	Family Court		143,837	233,732	218,127	376,896	404,328

Department of Corrections

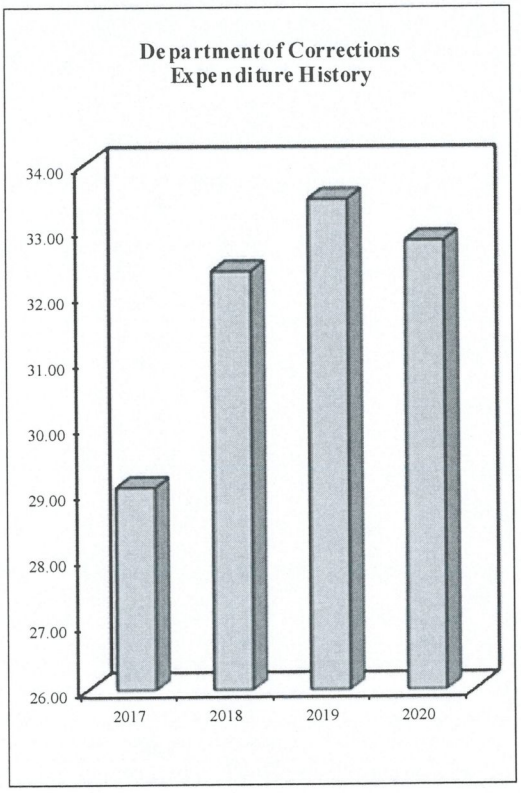

Expenditures	2017 Actual	2018 Actual	2019 Budget	2020 Budget
Salaries & Wages	11,330,626	11,684,489	11,675,441	11,806,446
Personnel Benefits	4,837,827	5,388,831	5,686,354	5,924,191
Supplies	930,017	1,299,635	984,750	934,612
Other Services & Charges	9,181,663	11,264,400	12,375,479	11,747,752
Debt Service	2,797,048	2,732,646	2,744,996	2,419,626
Total Expenditures	29,077,181	32,370,001	33,467,020	32,832,627
Ending Fund Balance	4,085,212	2,761,957	1,166,953	2,456,873
Total	33,162,393	35,131,958	34,633,973	35,289,500

Program Description:

The services of the Yakima County Department of Corrections are dedicated to public safety and community wellness. Services are accomplished by the safe, secure, and productive management of pre-adjudicated and convicted persons placed into our custody. Services and practices are delivered and performed in accordance with contemporary, ethical, and professional correctional standards and constitutional requirements.

Major Objectives:

Major objectives are carefully selected after thoughtful consideration and critical discussion of various organizational issues and concerns. Organizational priorities are established in the form of major objectives and/or initiatives. Objectives and initiatives are articulated following a review of:

1. Progress and performance of previous year objectives
2. The Yakima County Criminal Justice Plan
3. Fiscal and corrections population projections
4. Organizational self-evaluation
5. The mission of the department and the county.
5. Clean-up the Main and Annex facilities.
6. Improve safety at all facilities.
7. Improve the inmate management program (Protrak).
8. Emergency Management Plan updates and exercises.
9. Improve maintenance of all facilities.
10. Plan for the eventual opening of the Justice Center.
11. Continue improvements in inmate medical services.
12. Plan for and implement restructuring of department personnel.

Revenue/Expenditure Comment:

Revenue sources and collection rates are largely dictated by the number of beds available to meet demand from local and other jurisdictions, and by offenders' ability to compensate the county for services used. Additionally, contract bed rentals have seemingly become a relatively stable and reliable sources of revenue. It is the department's overall fiscal goal to balance revenues with expenses without jeopardizing community and facility safety and wellness.

2020 Final Budget
Revenue
As of November 30, 2019

		2017 Actual	2018 Actual	2019 Current	2019 Budget	2020 Budget
Department of Corrections						
REVENUES						
108 10830800001	Begin Unreserv Fund Balance				2,185,529	2,483,805
108 10833116571	State Crim Alien Assist-SCAA		101,847	98,618		
108 10834172001	Juvenile Meal Pmt	140,060				
108 10834175005	Sales NT Merch-Commissary	390,251	420,643	341,894	390,000	420,000
108 10834210111	DNA Collector	3,204	3,586	3,326	3,500	3,500
108 10834230001	House Pris-US Marshall	2,061,452	1,836,825	1,214,578	1,435,000	1,388,077
108 10834230002	House Pris-INS	199,697	170,808	79,693	80,000	
108 10834230003	House Pris-Grandview	4,386	15,452	22,146	22,000	2,464
108 10834230004	House Pris-Granger		287	127		2,464
108 10834230006	House Pris-Mabton	1,931	2,502	2,086	2,323	2,464
108 10834230007	House Pris-Moxee	28,213	31,009	33,289	44,141	46,811
108 10834230008	House Pris-Naches		239	64		
108 10834230009	House Pris-Selah	40,058	89,774	69,292	70,000	98,550
108 10834230010	House Pris-Sunnyside	28,219	65,534	28,908	46,465	49,275
108 10834230011	House Pris-Tieton	14,475	12,494	7,394	11,616	12,319
108 10834230012	House Pris-Toppenish	8,649	7,149	18,787	20,000	12,319
108 10834230013	House Pris-Union Gap	88,884	343,599	366,481	350,000	492,750
108 10834230014	House Pris-Wapato	4,231	60,130	26,211	30,000	24,638
108 10834230016	House Pris-Yakima	1,767,662	1,796,330	1,167,800	1,817,692	1,668,506
108 10834230017	House Pris-Zillah	956	2,187	1,678	2,323	2,464
108 10834230020	House Pris-Contract	3,311,774	3,188,489	1,765,094	2,368,303	3,217,475
108 10834230021	House Pris-State DOC	3,908,305	4,691,287	5,314,535	7,675,000	7,395,813
108 10834230022	House of Pris-CWCMH	1,022,262	1,057,003	903,218	1,031,000	1,031,000
108 10834230024	House of Pris-Pretrial	8,235				
108 10834230026	House of Pris-JRA	1,430	57			
108 10834236001	Housing-Agency Home Detentio	580				
108 10834236003	Housing-Client Home Detentio	116,613	497	145		
108 10834236005	Work Ethics Client	126	60	31		
108 10834237001	Booking Fees - DOC	42,933	44,626	42,233	50,000	50,000
108 10836111001	Investment Interest	57,049	73,549	33,903	40,000	50,000
108 10836111032	Gain/Loss on Investments	4,065-	15,038	8,009		
108 10836250014	Facilities-Commisary Rent	1,000	12,000	11,000	12,000	12,000
108 10836910001	Sale of Scrap and Junk	451				
108 10836920001	Unclaimed Property	633	570	1,283		
108 10836991001	Other Misc Revenue	30	34,745	33,717	1,000	1,000
108 10836991007	Misc-Inmate Telephone	159,656	192,288	156,780	150,000	175,000
108 10836991008	Misc-Medical Serv Reimburse	570,209	752,143	506,138	500,000	350,000
108 10836991018	Misc-Work Crews		63			
108 10836991029	Misc-Reimb of Costs-SSA	64,200	38,800	37,600	50,000	45,000
108 10836991030	Misc-Firing Range	757				
108 10836991031	Misc-Medical Clinic Reimburs	10,124	10,306	9,305	18,000	15,000
108 10836991045	Misc-Reimb of Costs	1,611	1,275	59,737	1,000	1,000
108 10839700002	Operating Transfer In - GF	13,436,154	13,346,154	12,508,975	13,646,154	13,646,154
108 10839700121	Operating Transfer In-Tax Le	2,201,347	2,186,483	1,996,223	2,200,000	2,200,000
108 10839700122	Operating Tsf In-Mental Heal	184,651	440,919	134,555	380,927	389,652
Fnd 108	Department of Corrections	29,878,394	31,046,746	27,004,851	34,633,973	35,289,500

2020 Final Budget
Expenditure
As of November 30, 2019

		2017 Actual	2018 Actual	2019 Current	2019 Budget	2020 Budget
Department of Corrections						
Office of the Director						
Salaries						
108 1011001	Salaries & Wages	145,488	148,035	139,343	152,130	156,675
108 1011010	Accrued Annual Leave	23,300	619	948		
Obj 001	Salaries	168,788	148,654	140,291	152,130	156,675
Personnel Benefits						
108 1012002	Benefits-Direct	40,152	31,000	28,982	43,368	45,005
108 1012004	Benefits-Bank Accruals		520-	2,129-		
108 1012008	Benefits-Uniform			217	250	250
108 1012009	Benefits-Uniform Cleaning		12		75	75
Obj 002	Personnel Benefits	40,152	30,492	27,070	43,693	45,330
Supplies						
108 1013101	Office & Operating Supplies	278	1,225	758	1,200	1,200
108 1013104	Printing	390	80		300	300
108 1013105	Operating Supplies	357			750	750
108 1013501	Small Tools & Minor Equipmen		3,609	553	800	800
Obj 003	Supplies	1,025	4,914	1,311	3,050	3,050
Other Services - Charges						
108 1014101	Professional Services			186	500	500
108 1014201	Communications-Telephone	263	273	299	1,000	1,000
108 1014202	Communications-Postage				50	50
108 1014219	Phone Charges Allocated	72	72	66	72	78
108 1014301	Travel			364	750	750
108 1014501	Operating Rental & Leases	10,818	6,731	6,165	15,000	15,000
108 1014801	Repair & Maintenance				250	250
108 1014901	Miscellaneous	75	272	228	500	500
Obj 004	Other Services - Charges	11,228	7,349	7,309	18,122	18,128
Sub 001	Office of the Director	221,192	191,409	175,981	216,995	223,183
Deputy Director						
Reclassification & Cost Alloc.						
108 1080200	Ending Fund Balance Restrict				1,166,953	2,456,873
108 2060100	Operating Transfer Out	66,615				
108 2060169	Oper Trans Out - RC	322,008	329,220	329,920	329,920	
108 2060170	Oper Trans Out - YCCC	1,901,488	1,893,688	1,904,938	1,904,938	1,909,388
108 2060173	Oper Trans Out - Main Jail R	506,938	509,738	510,138	510,138	510,238
Obj 000	Reclassification & Cost Alloc.	2,797,048	2,732,645	2,744,995	3,911,949	4,876,499

2020 Final Budget
Expenditure
As of November 30, 2019

		2017 Actual	2018 Actual	2019 Current	2019 Budget	2020 Budget
Department of Corrections						
Deputy Director						
Salaries						
108 2011001	Salaries & Wages	97,600	85,925	58,880	64,242	103,455
108 2011002	Salaries-Overtime	872	1,211	729		
108 2011010	Accrued Annual Leave	332	86	95		
108 2021001	Salaries & Wages	175,057	185,463	152,979	174,233	177,275
108 2021002	Salaries-Overtime	1,523	4,318	3,034		
108 2021010	Accrued Annual Leave	380	4,536	975		
108 2031001	Salaries & Wages	44,058	44,832	42,008	45,687	46,758
108 2031010	Accrued Annual Leave	23	47	55		
108 2041001	Salaries & Wages	197,203	188,717	120,214	145,014	139,752
108 2041002	Salaries-Overtime	3,605	3,801	2,804		
108 2041010	Accrued Annual Leave	497-	2,803-	1,634		
108 2081001	Salaries & Wages	196,913	194,351	207,023	231,051	275,138
108 2081002	Salaries-Overtime	1,660	2,342	1,875		
108 2081010	Accrued Annual Leave	1,565	298-	4,944		
108 2091001	Salaries & Benefits	72,901	131,955	123,655	142,757	148,129
108 2091002	Salaries-Overtime	16,444	5,244	11,903		
108 2091010	Accrued Annual Leave	4,048-	7,427	38		
Obj 001	Salaries	805,588	857,153	732,846	802,984	890,507
Personnel Benefits						
108 2012002	Benefits-Direct	32,426	40,498	23,797	25,891	46,774
108 2012008	Benefits-Uniform	443				
108 2022002	Benefits-Direct	80,280	88,053	71,845	86,041	87,892
108 2022004	Benefits-Bank Accruals	252	147-	108-		
108 2022008	Benefits-Uniform	350	620	682	1,000	1,000
108 2022009	Benefits-Uniform Cleaning	647	557	42	300	300
108 2032002	Benefits-Direct	19,997	21,169	19,197	21,961	22,630
108 2032008	Benefits-Uniform	103	17		250	250
108 2032009	Benefits-Uniform Cleaning				75	75
108 2042002	Benefits-Direct	96,436	95,039	65,499	79,851	80,578
108 2042004	Benefits-Bank Accruals	814-	1,269	128		
108 2042008	Benefits-Uniform	364	551	700	1,000	1,000
108 2042009	Benefits-Uniform Cleaning				300	300
108 2082002	Benefits-Direct	98,447	102,109	100,875	122,646	147,441
108 2082004	Benefits-Bank Accruals	376-	521	398-		
108 2082008	Benefits-Uniform	476	314	63	1,500	1,750
108 2082009	Benefits-Uniform Cleaning	456	513	1,112	450	525
108 2092002	Benefits-Direct	29,899	61,221	58,858	67,528	69,058
108 2092004	Benefits-Bank Accruals		2,998	1,467		
108 2092008	Benefits-Uniform		940		500	500
108 2092009	Benefits-Uniform Cleaning	141			150	150
Obj 002	Personnel Benefits	359,528	416,243	343,759	409,443	460,223

2020 Final Budget
Expenditure
As of November 30, 2019

		2017 Actual	2018 Actual	2019 Current	2019 Budget	2020 Budget
Department of Corrections						
Deputy Director						
Supplies						
108 2013101	Office & Operating Supplies	2,925	4,071	3,141	3,200	2,500
108 2013104	Printing		575		100	500
108 2013105	Operating Supplies	312		334	500	500
108 2013501	Small Tools & Minor Equipmen	334	909		100	500
108 2013590	Small Attrac Computer/Monito			877	900	
108 2023101	Office & Operating Supplies	3,824	4,236	3,446	3,500	3,000
108 2023104	Printing	187	150	526	600	
108 2023105	Operating Supplies			32		
108 2023501	Small Tools & Minor Equipmen	1,265	422	267	500	500
108 2023502	Computer Software		195			
108 2023590	Small Attrac Computer/Monito	495	209			
108 2033101	Office & Operating Supplies	1,080	994	409	300	1,000
108 2033104	Printing		539	937	1,000	250
108 2033105	Operating Supplies	187				
108 2033501	Small Tools & Minor Equipmen		110			250
108 2033502	Computer Software			194	250	
108 2043101	Office & Operating Supplies	1,687	1,507	1,349	1,500	1,000
108 2043104	Printing	443	924		250	1,000
108 2043105	Operating Supplies	117		255	500	1,000
108 2043501	Small Tools & Minor Equipmen	618	1,673	186	500	1,000
108 2043590	Small Attrac Computer/Monito	287				
108 2053502	Computer Software		265			
108 2063101	Office & Operating Supplies		43			
108 2063105	Operating Supplies			909		
108 2063501	Small Tools & Minor Equipmen	168	641			
108 2063502	Computer Software	275				
108 2063590	Small Attrac Computer/Monito	13,502	44,332	36,901	70,000	70,000
108 2083101	Office & Operating Supplies	4,067	4,224	3,673	3,500	3,500
108 2083104	Printing				250	250
108 2083105	Operating Supplies	107	134	136		
108 2083501	Small Tools & Minor Equipmen	362	648	601	750	500
108 2093101	Office & Operating Supplies	823	1,518	824	1,000	500
108 2093104	Printing		145		100	100
108 2093105	Operating Supplies	296	661	228	350	
108 2093501	Small Tools & Minor Equipmen	199	764	381	500	500
108 2093502	Computer Software		28,799			
108 2093590	Small Attrac Computer/Monito		269			
Obj 003	Supplies	33,561	98,958	55,607	90,150	88,350
Other Services - Charges						
108 2014219	Phone Charges Allocated	72	144	132	144	156
108 2014301	Travel		149		250	250
108 2014501	Operating Rental & Leases	93	264	383	500	750
108 2014801	Repair & Maintenance		260	195	300	

2020 Final Budget
Expenditure
As of November 30, 2019

		2017 Actual	2018 Actual	2019 Current	2019 Budget	2020 Budget
Department of Corrections						
Deputy Director						
Other Services - Charges						
108 2014901	Miscellaneous	638	614	689	800	500
108 2024219	Phone Charges Allocated	288	288	264	288	312
108 2024501	Operating Rental & Leases	1,048	1,908	647	750	750
108 2024901	Miscellaneous			10	250	250
108 2034101	Professional Services	1,290	498	447	500	1,000
108 2034219	Phone Charges Allocated	144	72	66	72	78
108 2034901	Miscellaneous	75	25		250	250
108 2044101	Professional Services					44,000
108 2044201	Communications-Telephone	10				
108 2044219	Phone Charges Allocated	360	360	330	360	390
108 2044401	Advertising		329			
108 2044901	Miscellaneous				250	250
108 2054219	Phone Charges Allocated	72				
108 2064101	Professional Services	73,829	145,910	149,475	150,000	117,971
108 2064118	Pro Serv Audit Cost	15,657	18,462			
108 2064125	Prof Serv-Indirect	596,717	661,397	639,985	698,165	697,073
108 2064137	Prof Serv-Program Support	105,358	109,886	99,573	108,625	110,368
108 2064191	Prof Serv-Purchasing	36,685	42,644	41,584	45,364	49,186
108 2064192	Prof Serv-Tech Services	609,081	679,127	643,940	702,480	869,376
108 2064198	Prof Serv-GIS	1,396	1,366	1,252	1,380	
108 2064201	Communications-Telephone	263	273	265	750	750
108 2064219	Phone Charges-Allocated		8,316	7,623	8,316	8,316
108 2064301	Travel	38			250	250
108 2064401	Advertising		102			
108 2064501	Operating Rental & Leases				1,000	7,000
108 2064520	Lease Payments	8,578	7,114	1,801	2,000	
108 2064590	Rent-Facilities Maint	1,483,768	2,447,932	2,247,090	2,451,371	2,454,099
108 2064690	Insurance-Interfund	159,902	758,448	1,057,775	1,153,936	978,094
108 2064801	Repair & Maintenance	71				
108 2064901	Miscellaneous	36	1,155		368	368
108 2084219	Phone Charges Allocated	216	432	396	432	468
108 2084501	Operating Rental & Leases	1,079	1,466	1,183	1,500	1,500
108 2084901	Miscellaneous				250	250
108 2094101	Professional Services		2,400	2,753		
108 2094201	Communications-Telephone	263	530	593	1,000	1,000
108 2094219	Phone Charges Allocated	72	72	66	72	78
108 2094901	Miscellaneous				3,250	250
Obj 004	Other Services - Charges	3,097,100	4,891,944	4,898,515	5,335,223	5,345,333
Capital Outlay						
108 2066401	Machinery & Equipment	22,734	246,588			
Obj 006	Capital Outlay	22,734	246,588			
Sub 002	Deputy Director	7,115,558	9,243,531	8,775,722	10,549,749	11,660,912

2020 Final Budget
Expenditure
As of November 30, 2019

		2017 Actual	2018 Actual	2019 Current	2019 Budget	2020 Budget
Department of Corrections						
Administrative Division						
Salaries						
108 3021001	Salaries & Wages	129,605	108,592	103,242	114	120,858
108 3021002	Salaries-Overtime	8,523	14,457	18,495		
108 3021010	Accrued Annual Leave	681-	929-	537-		
108 3041001	Salaries & Wages	42,081	42,816	40,117	43,623	44,646
108 3041002	Salaries-Overtime	364		8		
108 3041010	Accrued Annual Leave	739	45	53		
Obj 001	Salaries	180,630	164,980	161,378	43,737	165,504
Personnel Benefits						
108 3022002	Benefits-Direct	57,459	58,901	57,147	60,886	63,075
108 3022004	Benefits-Bank Accruals		1,099	324-		
108 3022008	Benefits-Uniform	406	602	894	500	500
108 3022009	Benefits-Uniform Cleaning	141	35		150	150
108 3032008	Benefits-Uniform	1,194	790	612		
108 3042002	Benefits-Direct	19,688	20,868	18,890	21,524	22,186
108 3042008	Benefits-Uniform	195	81		250	250
108 3042009	Benefits-Uniform Cleaning				75	75
Obj 002	Personnel Benefits	79,083	82,376	77,219	83,385	86,236
Supplies						
108 3013101	Office & Operating Supplies	3				
108 3023101	Office & Operating Supplies	1,554	1,678	6,265	9,000	1,500
108 3023104	Printing	38	318	27	250	250
108 3023105	Operating Supplies	12,885	12,876	14,190	18,000	7,500
108 3023501	Small Tools & Minor Equipmen		5,848		500	500
108 3023502	Computer Software	2,921	1,798	1,298	1,500	
108 3023590	Small Attrac Computer/Monito		1,693	275	500	
108 3033104	Printing	124	52			
108 3033105	Operating Supplies		149			
108 3043101	Office & Operating Supplies	685	1,082	348	500	500
108 3043105	Operating Supplies	27	63	253	500	
108 3043501	Small Tools & Minor Equipmen		3,070			
Obj 003	Supplies	18,237	28,628	22,655	30,750	10,250
Other Services - Charges						
108 3024101	Professional Services		10,662	24,700	26,000	
108 3024201	Communications-Telephone	263	273	265	300	
108 3024202	Communications-Postage			186	300	
108 3024219	Phone Charges Allocated	72	144	132	144	156
108 3024301	Travel	11,221	18,317	21,363	25,000	20,000
108 3024501	Operating Rental & Leases	6,659	13,895	13,115	15,000	15,000
108 3024601	Insurance		54			

2020 Final Budget
Expenditure
As of November 30, 2019

		2017 Actual	2018 Actual	2019 Current	2019 Budget	2020 Budget
Department of Corrections						
Administrative Division						
Other Services - Charges						
108 3024901	Miscellaneous	13,080	25,943	19,584	22,000	20,000
108 3034101	Professional Services	13,135	13,640	7,816	17,000	25,000
108 3034202	Communications-Postage		72			
108 3034301	Travel	44			1,500	1,500
108 3034401	Advertising	2,781	5,279	2,176	750	4,000
108 3034901	Miscellaneous	6,530	6,457	1,174	1,500	1,500
108 3044219	Phone Charges Allocated	72	72	66	72	78
108 3044901	Miscellaneous		10		250	250
Obj 004	Other Services - Charges	53,858	94,819	90,577	109,816	87,484
Sub 003	Administrative Division	331,808	370,804	351,829	267,688	349,474
Security Operations Division						
Salaries						
108 4011001	Salaries & Wages	212,372	261,395	172,086	182,548	282,601
108 4011002	Salaries-Overtime	2,581	22,588	5,978		
108 4011010	Accrued Annual Leave	5,676	14,219-	2,388-		
108 4031001	Salaries & Wages	717,554	752,231	697,765	774,042	801,440
108 4031002	Salaries-Overtime	75,566	88,285	82,868		
108 4031010	Accrued Annual Leave	4,386	5,208	1,824		
108 4041001	Salaries & Wages	7,100,501	7,267,832	6,673,291	7,750,000	7,911,644
108 4041002	Salaries-Overtime	1,009,367	1,047,797	1,132,936	1,000,000	250,000
108 4041010	Accrued Annual Leave	6,274-	11,991	5,947		
108 4051001	Salaries & Wages					401,826
108 4061001	Salaries & Wages	179,551	182,095	121,422	155,000	139,868
108 4061002	Salaries-Overtime	659	886	3,425		
108 4061010	Accrued Annual Leave	615-	1,234	2,915-		
Obj 001	Salaries	9,301,322	9,627,325	8,892,238	9,861,590	9,787,379
Personnel Benefits						
108 4012002	Benefits-Direct	77,117	106,354	69,773	80,000	113,061
108 4012004	Benefits-Bank Accruals	508	2,171	3,062		
108 4012008	Benefits-Uniform	109	69		250	750
108 4012009	Benefits-Uniform Cleaning	111	352	600-	75	225
108 4032002	Benefits-Direct	323,617	370,727	348,378	383,458	391,468
108 4032004	Benefits-Bank Accruals	286	1,212-	3,456-		
108 4032008	Benefits-Uniform	5,055	9,936	1,304	4,000	4,000
108 4032009	Benefits-Uniform Cleaning	943	1,199	1,048	900	900
108 4042002	Benefits-Direct	3,344,896	3,732,793	3,504,343	4,200,000	4,133,593
108 4042004	Benefits-Bank Accruals	120,037	118,354	110,272		
108 4042008	Benefits-Uniform	36,096	54,312	19,706	36,250	36,250
108 4042009	Benefits-Uniform Cleaning	14,525	14,361	13,958	9,375	9,375
108 4052002	Benefits-Direct					199,122

2020 Final Budget
Expenditure
As of November 30, 2019

		2017 Actual	2018 Actual	2019 Current	2019 Budget	2020 Budget
Department of Corrections						
Security Operations Division						
Personnel Benefits						
108 4052008	Benefits-Uniform					1,500
108 4052009	Benefits-Uniform Cleaning					450
108 4062002	Benefits-Direct	80,723	85,497	57,155	70,000	67,805
108 4062004	Benefits-Bank Accruals	347-	266	73		
108 4062008	Benefits-Uniform	541	526	438	1,500	750
108 4062009	Benefits-Uniform Cleaning	561	393	425	450	225
Obj 002	Personnel Benefits	4,004,778	4,496,096	4,125,879	4,786,258	4,959,474
Supplies						
108 4013101	Office & Operating Supplies	172	798	147	350	350
108 4013104	Printing	33				
108 4013105	Operating Supplies	76	59		350	350
108 4013501	Small Tools & Minor Equipmen	1,571	4,415		250	1,000
108 4013590	Small Attrac Computer/Monito		269			
108 4033101	Office & Operating Supplies	794	1,034	364	750	1,000
108 4033104	Printing	28				
108 4033105	Operating Supplies	254	276	55	250	500
108 4033201	Fuel Consumed	98	155	49		
108 4033501	Small Tools & Minor Equipmen	80	626	941	1,000	250
108 4043101	Office & Operating Supplies	18,673	9,470	9,943	8,500	8,500
108 4043104	Printing	21,734	15,823	17,007	21,000	16,000
108 4043105	Operating Supplies	87,900	177,204	110,203	120,000	100,000
108 4043150	Operating Supplies-Laundry	22,991	25,953	23,778	25,000	25,000
108 4043151	Operating Supplies-Hygiene	132,975	135,424	121,024	120,000	120,000
108 4043152	Operating Supplies-Clothing	50,036	68,091	52,658	65,000	70,000
108 4043153	Operating Supplies-Linen	15,560	22,167	19,711	20,000	20,000
108 4043154	Operating Supplies-Sanitatio	48,464	64,573	45,916	50,000	50,000
108 4043501	Small Tools & Minor Equipmen	46,352	11,952	23,177	30,000	30,000
108 4043502	Computer Software		6,393			
108 4043590	Small Attrac Computer/Monito	6,192	137,542	16,763	20,000	1,000
108 4053150	Operating Supplies-Laundry					36,712
108 4053153	Operating Supplies-Linen					15,000
108 4063101	Office & Operating Supplies	1,675	1,667	1,654	1,500	1,500
108 4063105	Operating Supplies		21			
108 4063501	Small Tools & Minor Equipmen	4,347				
Obj 003	Supplies	460,005	683,910	443,390	483,950	497,162
Other Services - Charges						
108 4014101	Professional Services		2			
108 4014201	Communications-Telephone	644	791	688	2,500	2,500
108 4014219	Phone Charges Allocated	144	144	132	144	156
108 4014301	Travel	38			100	100
108 4014501	Operating Rental & Leases	5,396	4,893	6,743	8,000	10,000

2020 Final Budget
Expenditure
As of November 30, 2019

		2017 Actual	2018 Actual	2019 Current	2019 Budget	2020 Budget
Department of Corrections						
Security Operations Division						
Other Services - Charges						
108 4014601	Insurance		50			
108 4014901	Miscellaneous		251	48	750	750
108 4034101	Professional Services			237	500	
108 4034201	Communications-Telephone	2,091	1,501	2,434	2,500	2,500
108 4034219	Phone Charges Allocated	576	576	528	576	624
108 4034301	Travel	11,009	107		500	10,000
108 4034501	Operating Rental & Leases	215,514	218,393	216,917	250,000	210,000
108 4034601	Insurance		50			
108 4034801	Repair & Maintenance			694	1,000	500
108 4034901	Miscellaneous	5,976	11,040	8,872	10,000	10,000
108 4044101	Professional Services	9,156	20,351	218,203	225,000	175,000
108 4044153	Prof Svr-Lower Valley Housin	625				
108 4044201	Communications-Telephone	4,688	4,867	4,105	5,000	5,000
108 4044202	Communications-Postage	2,764	1,262	1,867	2,000	2,000
108 4044204	Postage-Inmate Welfare	13,954	16,862	14,604	15,000	17,000
108 4044219	Phone Charges Allocated	1,728	1,872	1,716	1,872	2,028
108 4044301	Travel	10	10	7	500	1,500
108 4044401	Advertising	183	1,253	355	500	
108 4044501	Operating Rental & Leases	10,481	4,589	733	1,000	7,500
108 4044601	Insurance	200	50	100		
108 4044701	Utilities-Services	1,034	1,079	1,040	1,000	
108 4044801	Repair & Maintenance	59,231	96,954	119,370	115,000	55,000
108 4044901	Miscellaneous	7,025	23,049	10,770	12,000	20,000
108 4054219	Phone Charges Allocated	288	720	660	720	780
108 4054590	Rent-Facilities Maint	402,742				
108 4064219	Phone Charges Allocated	432	432	396	432	468
108 4064901	Miscellaneous				250	250
Obj 004	Other Services - Charges	755,928	411,148	611,219	656,844	533,656
Capital Outlay						
108 4046401	Machinery & Equipment	173,128	90,138			
Obj 006	Capital Outlay	173,128	90,138			
Sub 004	Security Operations Division	14,695,162	15,308,618	14,072,725	15,788,642	15,777,671
Prog/Population Mgmt Division						
Salaries						
108 5011001	Salaries & Wages	100,474	203,336	194,458	215,000	217,707
108 5011002	Salaries-Overtime	6,337	7,541	4,422		
108 5011010	Accrued Annual Leave	5,425	15,824	1,645		
108 5061001	Salaries & Wages	369,972	319,938	234,433	300,000	317,716
108 5061002	Salaries-Overtime	25,077	22,953	23,350		
108 5061010	Accrued Annual Leave	4,907	3,561-	3,601-		

2020 Final Budget
Expenditure
As of November 30, 2019

		2017 Actual	2018 Actual	2019 Current	2019 Budget	2020 Budget
Department of Corrections						
Prog/Population Mgmt Division						
Salaries						
108 5071001	Salaries & Wages	218,169	258,164	246,237	300,000	270,958
108 5071002	Salaries-Overtime	49,731	56,913	76,032		
108 5071010	Accrued Annual Leave	2,744-	5,268	2,125-		
108 5111001	Salaries & Wages	98,940				
108 5111002	Salaries-Overtime	11,817				
108 5111010	Accrued Annual Leave	13,804-				
Obj 001	Salaries	874,299	886,376	774,851	815,000	806,381
Personnel Benefits						
108 5012002	Benefits-Direct	39,219	74,256	71,754	80,000	80,556
108 5012004	Benefits-Bank Accruals		649	1,886		
108 5012008	Benefits-Uniform	722	26	108	500	500
108 5012009	Benefits-Uniform Cleaning		67	93	150	150
108 5062002	Benefits-Direct	162,312	152,574	115,699	130,000	155,719
108 5062004	Benefits-Bank Accruals	1,233	564	139		
108 5062008	Benefits-Uniform	774	1,288	578	1,250	1,250
108 5062009	Benefits-Uniform Cleaning	279	223		375	375
108 5072002	Benefits-Direct	103,764	133,002	135,219	150,000	133,078
108 5072004	Benefits-Bank Accruals	385	1,046-	2,178		
108 5072008	Benefits-Uniform	166	1,556	328	1,000	1,000
108 5072009	Benefits-Uniform Cleaning	354	465	287	300	300
108 5112002	Benefits-Direct	44,426				
108 5112004	Benefits-Bank Accruals	62-				
108 5112008	Benefits-Uniform	715				
Obj 002	Personnel Benefits	354,286	363,623	328,269	363,575	372,928
Supplies						
108 5013101	Office & Operating Supplies	3,495	3,950	3,823	4,000	3,500
108 5013104	Printing	65	33		100	100
108 5013105	Operating Supplies	55				100
108 5013501	Small Tools & Minor Equipmen	5,127	3,079			500
108 5013590	Small Attrac Computer/Monito		277			
108 5023101	Office & Operating Supplies	784	786		500	1,000
108 5023104	Printing				500	1,500
108 5023105	Operating Supplies	16,574	30,910	30,300	30,000	10,000
108 5023158	Operating Supplies-Medical	5,656	1,700	1,244	2,000	1,000
108 5023159	Operating Supplies-RX	355,955	416,576	314,416	310,000	300,000
108 5023501	Small Tools & Minor Equipmen	1,386		609	750	1,500
108 5023590	Small Attrac Computer/Monito			4,167	5,000	
108 5033101	Office & Operating Supplies	771	923	892	750	500
108 5033104	Printing		448			250
108 5033105	Operating Supplies	1,915	1,592	684	750	
108 5033501	Small Tools & Minor Equipmen		1,137	292	350	

2020 Final Budget
Expenditure
As of November 30, 2019

		2017 Actual	2018 Actual	2019 Current	2019 Budget	2020 Budget
Department of Corrections						
Prog/Population Mgmt Division						
Supplies						
108 5043105	Operating Supplies	388	941	910	1,000	
108 5043501	Small Tools & Minor Equipmen	1,107				
108 5063101	Office & Operating Supplies	2,308	1,688	1,993	5,000	2,500
108 5063104	Printing	345	393	557	750	100
108 5063105	Operating Supplies	3,707	5,077	3,449	4,500	4,500
108 5063501	Small Tools & Minor Equipmen	392	4,402	268	500	500
108 5063502	Computer Software		76	178	250	
108 5063590	Small Attrac Computer/Monito	607		268	100	100
108 5073101	Office & Operating Supplies	869	1,592	1,303	1,500	300
108 5073104	Printing	636				
108 5073105	Operating Supplies		89	113	200	
108 5073501	Small Tools & Minor Equipmen	889	396	784	600	100
108 5113101	Office & Operating Supplies	379				
108 5113105	Operating Supplies	2,813				
108 5143101	Office & Operating Supplies	318	152	92	500	500
108 5143105	Operating Supplies	10,164	6,899	6,206	7,000	7,000
108 5143501	Small Tools & Minor Equipmen	81	110		250	250
108 5143590	Small Attrac Computer/Monito	402				
Obj 003	Supplies	417,190	483,225	372,548	376,850	335,800
Other Services - Charges						
108 5014101	Professional Services		56			
108 5014201	Communications-Telephone	369	518	593	600	1,000
108 5014219	Phone Charges Allocated	72	72	66	72	78
108 5014301	Travel	163			250	250
108 5014501	Operating Rental & Leases	1,416	6,945	5,878	6,000	7,000
108 5014801	Repair & Maintenance	292	357	195		
108 5014901	Miscellaneous		148		250	500
108 5024101	Professional Services	2,028,987	2,575,389	2,440,891	2,860,000	2,891,965
108 5024141	Prof Services-Drs/Clinic	94,055	126,809	101,839	150,000	75,000
108 5024142	Prof Services-Hospital	330,544	385,407	526,132	650,000	500,000
108 5024143	Prof Services-Ambulance	9,764	12,535	9,517	10,000	10,000
108 5024144	Prof Services-Dental	26,554	22,490	32,752	35,000	30,000
108 5024145	Prof Services-Labs	32,907	46,344	35,454	35,000	26,000
108 5024146	Prof Services-X-Rays/CTs	24,485	14,015	25,550	25,000	20,000
108 5024219	Phone Charges Allocated	720	864	792	1,000	936
108 5024501	Operating Rental & Leases			226	300	
108 5024801	Repair & Maintenance	1,115	272	1,052	1,500	
108 5024901	Miscellaneous	43	10	139	500	500
108 5034101	Professional Services	346,409	441,135	415,874	459,984	459,984
108 5034219	Phone Charges Allocated	216	216	198	216	234
108 5034801	Repair & Maintenance			292	350	
108 5034901	Miscellaneous	20	70	50	178	178
108 5044107	Inmate Meals DOC	1,885,865	1,692,405	1,515,261	1,800,000	1,550,000

2020 Final Budget
Expenditure
As of November 30, 2019

		2017 Actual	2018 Actual	2019 Current	2019 Budget	2020 Budget
Department of Corrections						
Prog/Population Mgmt Division						
Other Services - Charges						
108 5044113	Inmate Meals Juvenile	119,911				
108 5044114	Staff Meals- DOC	79,067	94,521	104,420	125,000	103,000
108 5044115	Staff Meals- Juvenile	53				
108 5044219	Phone Charges Allocated	288	288	264	288	312
108 5044501	Operating Rental & Leases	5,421	5,404	4,941	5,000	
108 5044801	Repair & Maintenance		32			
108 5044901	Miscellaneous	30	40	60	500	500
108 5064101	Professional Services				250	750
108 5064201	Communications-Telephone	812	684	654	750	500
108 5064219	Phone Charges Allocated	504	504	462	504	546
108 5064301	Travel	24				
108 5064501	Operating Rental & Leases	848	984	996	1,000	2,500
108 5064601	Insurance		50			
108 5064801	Repair & Maintenance	227	536	195		
108 5064901	Miscellaneous	40	30	10	250	250
108 5074101	Professional Services		16			
108 5074219	Phone Charges Allocated	288	288	264	288	312
108 5074501	Operating Rental & Leases	222	603	207	300	
108 5074601	Insurance		50			
108 5074801	Repair & Maintenance			256	300	
108 5074901	Miscellaneous	100	30	100	100	100
108 5114101	Professional Services	4,099				
108 5114201	Communications-Telephone	659				
108 5114219	Phone Charges Allocated	8,424				
108 5114501	Operating Rental & Leases	6,270				
108 5114801	Repair & Maintenance	81				
108 5144101	Professional Services	53,280	82,262	73,017	80,000	80,000
108 5144201	Communications-Telephone	399	409	139	250	250
108 5144202	Communications-Postage				100	100
108 5144219	Phone Charges Allocated	72	144	132	144	156
108 5144901	Miscellaneous	10	20		250	250
108 5174601	Insurance	2,562	9,462	3,978	4,000	
Obj 004	Other Services - Charges	5,067,688	5,522,414	5,302,845	6,255,474	5,763,151
Sub 005	Prog/Population Mgmt Division	6,713,462	7,255,639	6,778,512	7,810,899	7,278,260
Fnd 108	Department of Corrections	29,077,182	32,370,000	30,154,770	34,633,973	35,289,500

Noxious Weed Control

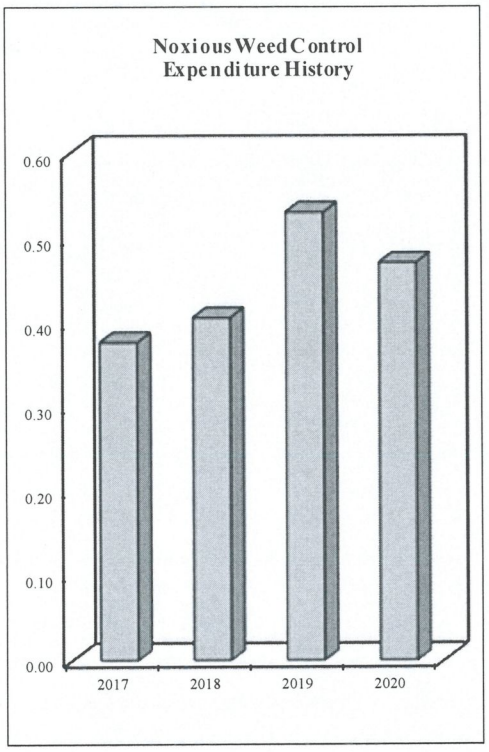

Expenditures	2017 Actual	2018 Actual	2019 Budget	2020 Budget
Salaries & Wages	187,131	195,721	278,868	209,420
Personnel Benefits	86,881	88,067	97,471	108,408
Supplies	33,625	32,954	43,892	46,975
Other Services & Charges	68,565	65,947	79,242	75,174
Capital Outlay	-	22,500	30,000	30,000
Total Expenditures	376,202	405,189	529,473	469,977
Ending Fund Balance	580,473	578,733	112,959	532,889
Total	956,675	983,922	642,432	1,002,866

Program Description:

Yakima County Noxious Weed Control is a department of Yakima County. The day-to-day operation is directed by a board of directors appointed by the Board of County Commissioners. The Noxious Weed Board is granted its authority within RCW 17.10 and the County's Noxious Weed List and Control Policy, which is approved each year during an annual hearing. The Noxious Weed Board is responsible to direct landowners to control noxious weeds on their property and encourage the control of other problem weeds.

Major Objectives:

- To cause the control or eradication of all weeds that are classified as A & B designated, or as so outlined within RCW 17.10 and the County Noxious Weed Policy.
- Work with State, County and local agencies to promote an acceptable weed control program that will benefit the general public.
- Generate an annual budget and submit it to the Board of County Commissioners for their approval.

Revenue/Expenditure Comment:

Funds are generated through an assessment levy placed upon properties classified as County properties. Assessment rates increase as needed to cover the increase in operational expenditures, such as liability insurance, purchasing services, technology services fees, office rental, and salary step increases. Grant revenues are occasionally obtained. This department utilizes no funds from the General Fund.

2020 Final Budget
Revenue
As of November 30, 2019

		2017 Actual	2018 Actual	2019 Current	2019 Budget	2020 Budget
Noxious Weed						
REVENUES						
110 11030850001	Beginning Fund Bal Assigned				237,106	598,830
110 11033602311	DNR PILT NAP/NRCA	180	180			
110 11034516001	Weed Control Service Fees	32,775	6,129	13,726	4,000	3,746
110 11036111001	Investment Interest	7,911	11,794	12,801	7,990	7,500
110 11036111032	Gain/Loss on Investments	553-	91	3,374		
110 11036141001	Interest-Operating Assessmen	4,203	3,698	3,282	800	600
110 11036851001	Operating Special Assessment	380,531	378,150	376,063	378,236	377,890
110 11036991001	Other Misc Revenue				14,300	14,300
110 11039510001	Proceeds From Sale/Fixed Ass		3,408			
Fnd 110 Noxious Weed		425,047	403,449	409,246	642,432	1,002,866

2020 Final Budget
Expenditure
As of November 30, 2019

		2017 Actual	2018 Actual	2019 Current	2019 Budget	2020 Budget
Noxious Weed						
Reclassification & Cost Alloc.						
110 10180	Oper Tran Out 2008B Bond	15,735	15,363	12,588	14,975	15,000
110 10200	Ending Fund Balance Restrict				112,959	532,889
Obj 000	Reclassification & Cost Alloc.	15,735	15,363	12,588	127,934	547,889
Salaries						
110 11001	Salaries and Wages	181,099	198,135	146,069	273,196	203,330
110 11002	Salaries-Overtime	818	1,195	1,737		
110 11003	Salaries-Extra Help	5,442	5,115	5,346	5,672	6,090
110 11010	Accrued Annual Leave	228-	8,724-	1,281-		
Obj 001	Salaries	187,131	195,721	151,871	278,868	209,420
Personnel Benefits						
110 12002	Benefits-Direct	87,088	87,711	68,848	97,471	108,408
110 12004	Benefits-Bank Accruals	207-	356	191-		
Obj 002	Personnel Benefits	86,881	88,067	68,657	97,471	108,408
Supplies						
110 13101	Office & Operating Supplies	28,042	26,053	19,519	32,632	33,800
110 13201	Fuel Consumed	5,043	6,901	6,180	8,625	9,375
110 13501	Small Tools and Minor Equip				1,300	1,300
110 13502	Computer Software				335	500
110 13590	Small Attrac-Tracked Invento	539			1,000	2,000
Obj 003	Supplies	33,625	32,954	25,699	43,892	46,975
Other Services - Charges						
110 14101	Professional Services	6,607	551	291	500	550
110 14103	Prof Service Assessor	1,571		1,567	1,600	1,700
110 14125	Prof Serv-Indirect Costs	4,132	5,213	5,286	5,766	5,724
110 14191	Prof Serv-Purchasing Serv	1,211	1,292	1,255	1,369	1,481
110 14192	Prof Serv-Info Services	4,410	4,410	3,918	4,274	4,275
110 14201	Communications-Telephone	1,875	2,107	1,493	3,000	3,000
110 14202	Communications-Postage	1,079	1,109	1,271	1,550	1,600
110 14219	Phone Charges-Allocated	504	504	462	504	550
110 14301	Travel	1,579	2,314	2,344	4,000	4,000
110 14401	Advertising	383	1,010	783	1,260	1,300
110 14501	Operating Rentals and Leases	113	259	91	577	580
110 14690	Liability Insurance	4,863	4,208	10,030	10,942	6,389
110 14701	Utilities	3,101	3,004	2,405	3,700	3,800
110 14801	Repair and Maintenance	17,690	15,696	3,631	20,000	20,000
110 14901	Miscellaneous	3,450	8,719	3,500	5,000	5,000
110 14957	Intergov Prof Services				125	125

2020 Final Budget
Expenditure
As of November 30, 2019

		2017 Actual	2018 Actual	2019 Current	2019 Budget	2020 Budget
Noxious Weed						
Other Services - Charges						
110 14958	Tax / Operating Assessments			228	100	100
Obj 004	Other Services - Charges	52,568	50,395	38,555	64,267	60,174
Intergovernmental Services						
110 15101	C XIntergov Prof Services	178	103			
110 15301	C XExternal Taxes & Oper Asses	84	86			
Obj 005	Intergovernmental Services	262	189			
Capital Outlay						
110 16401	Machinery & Equipment		22,500		30,000	30,000
Obj 006	Capital Outlay		22,500		30,000	30,000
Sub 001	Noxious Weed	376,201	405,190	297,369	642,432	1,002,866
Fnd 110	Noxious Weed	376,201	405,190	297,369	642,432	1,002,866

Horticulturist

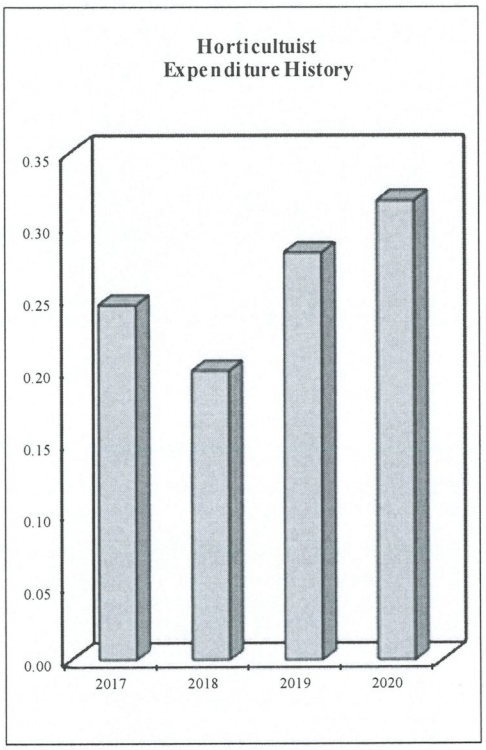

Expenditures	2017 Actual	2018 Actual	2019 Budget	2020 Budget
Salaries & Wages	40,866	38,029	84,204	84,204
Personnel Benefits	18,462	17,048	24,857	24,857
Supplies	11,848	1,256	12,000	17,000
Other Services & Charges	173,342	143,138	158,751	189,692
Capital Improvements	0	0	900	900
Total Expenditures	244,518	199,471	280,712	316,653
Ending Fund Balance	165,328	149,549	88,912	88,971
Total	409,846	349,020	369,624	405,624

Program Description:

The Yakima County Pest and Disease Board enables the County to more efficiently control and prevent the spread of horticultural pests and diseases.

Major Objectives:

1) To control and prevent the spread of horticultural pests and diseases within the County as provided by RCW 15.09.080.
2) To charge the owner for the expense of such work in accordance with RCW 15.09.090.

Revenue/Expenditure Comment:

The Pest Board foresees a possible increase in the number of orchard removals due to the passage of an amendment to RCW 15.09.080. This amendment makes it easier for the Board to order the complete removal of abandoned, neglected orchards (as such removals are often quite expensive). The Board will make every effort to have the property owner pay for the removal of abandoned, neglected orchards.

2020 Final Budget
Revenue
As of November 30, 2019

		2017 Actual	2018 Actual	2019 Current	2019 Budget	2020 Budget
Horticulture						
REVENUES						
112 11230850001	Beginning Fund Bal Assigned				192,324	192,324
112 11236851001	Operating Special Assessment	177,918	183,693	181,547	177,300	213,300
112 11236991001	Other Misc Revenue	38,909				
Fnd 112 Horticulture		216,827	183,693	181,547	369,624	405,624

2020 Final Budget
Expenditure
As of November 30, 2019

		2017 Actual	2018 Actual	2019 Current	2019 Budget	2020 Budget
Horticulture						
Administration						
Reclassification & Cost Alloc.						
112 10100	Op Trans Out Coop Ext	28,500	28,500	26,125	28,500	28,500
112 10200	Ending Fund Balance Restrict				88,912	88,971
Obj 000	Reclassification & Cost Alloc.	28,500	28,500	26,125	117,412	117,471
Salaries						
112 11001	Salaries & Wages	43,858	35,552	47,629	54,192	54,192
112 11003	Salaries-Extra Help				25,512	25,512
112 11010	Accrued Annual Leave	2,992-	2,477	1,769-	4,500	4,500
Obj 001	Salaries	40,866	38,029	45,860	84,204	84,204
Personnel Benefits						
112 12002	Benefits-Direct	18,462	17,048	20,509	24,857	24,857
Obj 002	Personnel Benefits	18,462	17,048	20,509	24,857	24,857
Supplies						
112 13101	Office & Operating Supplies	1,182	22	214	2,500	2,500
112 13102	Supplies	2,016		2,036	3,000	6,000
112 13104	Supplies-Printing			77	2,000	2,000
112 13201	Fuel Consumed			42	500	1,000
112 13501	Small Tools & Minor Equipmen		87		1,500	1,500
112 13502	Computer Software			462	500	2,000
112 13590	Small Attrac Tracked Invento		1,148	1,014	500	500
112 13591	Small Attrac Computer/Printe			65	500	500
Obj 003	Supplies	3,198	1,257	3,909	11,000	16,000
Other Services - Charges						
112 14101	Professional Services		2,619		1,000	1,000
112 14102	Prof Serv-Board Membr Per Di				1,000	1,000
112 14103	Prof Serv-Clerical Support				1,000	1,000
112 14118	Prof Serv-Audit Costs	101	155		110	110
112 14125	Prof Serv-Indirect	1,819	1,648	2,498	2,725	2,714
112 14191	Prof Serv-Purchasing	1,273	283	273	298	322
112 14192	Prof Serv-Tech Services	2,430	2,430	2,294	2,503	2,822
112 14198	Prof Serv-GIS	1,851	2,003	1,872	2,042	2,072
112 14201	Communications-Telephone			37		
112 14202	Communications-Postage	4		100	100	100
112 14301	Travel		709	667	500	1,500
112 14401	Advertising	865	245	235	500	500
112 14502	Operating Rental-ER&R	1,945			4,000	4,000
112 14690	Insurance-Interfund	1,409	1,066	1,731	1,888	1,418
112 14801	Repair & Maintenance				500	500

2020 Final Budget
Expenditure
As of November 30, 2019

		2017 Actual	2018 Actual	2019 Current	2019 Budget	2020 Budget
Horticulture						
Administration						
Other Services - Charges						
112 14901	Miscellaneous			108	935	984
Obj 004	Other Services - Charges	11,697	11,158	9,815	19,101	20,042
Capital Outlay						
112 16401	Machinery & Equipment				900	900
Obj 006	Capital Outlay				900	900
Sub 001	Administration	102,723	95,991	106,219	257,474	263,474
Apple Maggot Control						
Supplies						
112 23101	Office & Operating Supplies	8,649			1,000	1,000
Obj 003	Supplies	8,649			1,000	1,000
Other Services - Charges						
112 24101	Professional Services	133,145	103,446	118,363	100,000	130,000
112 24401	Advertising				750	750
112 24801	Repair & Maintenance				400	400
Obj 004	Other Services - Charges	133,145	103,446	118,363	101,150	131,150
Sub 002	Apple Maggot Control	141,794	103,446	118,363	102,150	132,150
Abandon Orchard						
Other Services - Charges						
112 34101	Professional Services				10,000	10,000
Obj 004	Other Services - Charges				10,000	10,000
Sub 003	Abandon Orchard				10,000	10,000
Special Projects						
Other Services - Charges						
112 44902	Misc-Dues		34			
112 44918	Misc-Memberships			14		
Obj 004	Other Services - Charges		34	14		
Sub 004	Special Projects		34	14		
Fnd 112	Horticulture	244,517	199,471	224,596	369,624	405,624

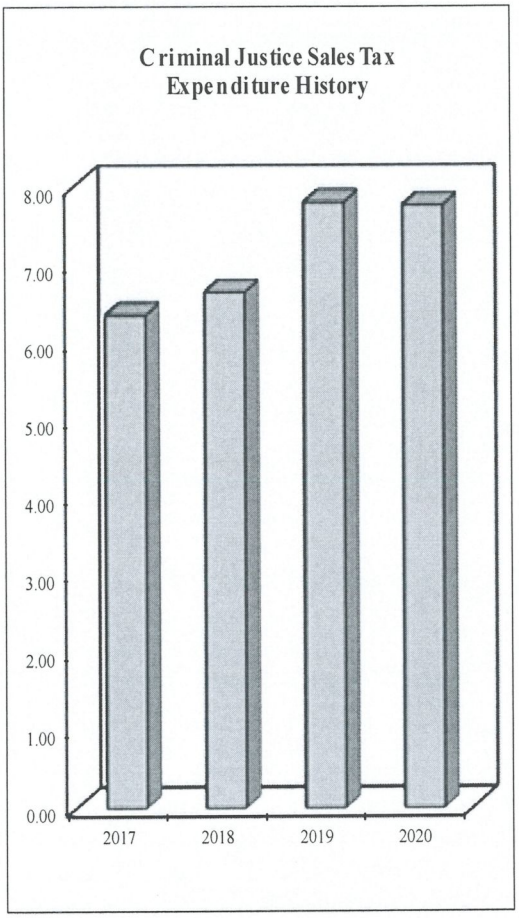

Criminal Justice Sales Tax

Expenditures	2017 Actual	2018 Actual	2019 Budget	2020 Budget
Salaries & Wages	3,328,688	3,328,688	3,520,018	4,036,934
Personnel Benefits	1,405,043	1,405,043	1,464,388	1,766,541
Supplies	70,767	70,767	63,572	37,076
Other Services & Charges	1,538,485	1,538,485	1,589,397	1,911,436
Capital Outlay	-	-	-	-
Total Expenditures	6,342,983	6,342,983	6,637,375	7,751,987
Ending Fund Balance	1,176,220	1,176,220	1,372,464	849,514
Total	7,519,203	7,519,203	8,009,839	8,601,501

Program Description:

Yakima County voters approved an additional three-tenths of one percent sales and use tax to support criminal justice programs. For Yakima County the criminal justice programs are limited to the Sheriff's Office, Prosecuting Attorney's Office, Department of Assigned Counsel, Office of the County Clerk, and Superior, Juvenile and District Courts.

Major Objectives:

To have additional resources available to enhance the criminal justice operations of Yakima County.

Revenue/Expenditure Comment:

Funds are received from a voter approved three-tenths sales tax that will sunset in 2022. Voters approved this tax originally in 2004, in 2009, then in 2015.

2020 Final Budget
Revenue
As of November 30, 2019

		2017 Actual	2018 Actual	2019 Current	2019 Budget	2020 Budget
Criminal Justice Sales Tax						
REVENUES						
115 11531315001	Local Sales Tax-3/10	6,471,239	7,007,015	6,032,688	7,275,000	7,520,000
115 11536111001	Investment Interest	7,242	12,737	15,974		
115 11536111032	Gain/Loss on Investments	616-	911-	3,842		
115 22130830001	Beginning Fund Bal Restricte				501,417	475,656
115 30130830001	Begin RestrictedFund Balance				36,544	46,063
115 40130830001	Beginning Fund Bal Restricte				217,399	227,628
115 41130830001	Beginning Fund Bal Restricte				113,219	128,599
115 42130830001	Beginning Fund Bal Restricte				37,184	70,774
115 44130830001	Beginning Fund Bal Restricte				129,385	19,271-
115 45130830001	Beginning Fund Bal Restricte				23,941	62,208
115 46130830001	Beginning Fund Bal Restricte				87,172	89,815
115 55230830001	Beginning Fund Bal Restricte				74	29
Fnd 115	Criminal Justice Sales Tax	6,477,864	7,018,840	6,052,503	8,421,335	8,601,501

2020 Final Budget
Expenditure
As of November 30, 2019

		2017 Actual	2018 Actual	2019 Current	2019 Budget	2020 Budget
Non Departmental						
Transfers						
Reclassification & Cost Alloc.						
115 580113			75,222			
115 580184	Operating TRF Pretrial		110,000	110,000	110,000	113,704
Obj 000	Reclassification & Cost Alloc.		185,222	110,000	110,000	113,704
Fnc 058	Transfers		185,222	110,000	110,000	113,704
Sub 050	Non Departmental		185,222	110,000	110,000	113,704

2020 Final Budget
Expenditure
As of November 30, 2019

		2017 Actual	2018 Actual	2019 Current	2019 Budget	2020 Budget
Sheriff						
Administration						
Reclassification & Cost Alloc.						
115 2210200	Ending Fund Balance Restrict				199,392	475,656
Obj 000	Reclassification & Cost Alloc.				199,392	475,656
Fnc 221	Administration				199,392	475,656
Administration						
Personnel Benefits						
115 2802014	Benefits Uniforms	71,915				
Obj 002	Personnel Benefits	71,915				
Supplies						
115 2803101	Office & Operating Supplies	1,408		276		
115 2803502	Computer Software			10,428	8,696	
115 2803590	Small Attract Computer/Monit			4,236		
Obj 003	Supplies	1,408		14,940	8,696	
Other Services - Charges						
115 2804101	Professional Services	14,961	20,771	21,880	9,500	
115 2804191	Prof Serv-Purchasing	2,542	11,093	10,872	11,860	12,453
115 2804192	Prof Serv-Tech Services	40,587	47,234	51,244	55,902	62,011
115 2804501	Operating Rentals & Leases				10,440	
115 2804690	Insurance-Interfund	23,564	20,599	33,934	37,019	27,356
115 2804901	Misc		28,530	10,360	37,500	13,388
Obj 004	Other Services - Charges	81,654	128,227	128,290	162,221	115,208
Capital Outlay						
115 2806401	Machinery & Equipment			21,618	43,500	
Obj 006	Capital Outlay			21,618	43,500	
Fnc 280	Administration	154,977	128,227	164,848	214,417	115,208
Civil						
Supplies						
115 2823502	Software	8,710				
Obj 003	Supplies	8,710				
Fnc 282	Civil	8,710				

2020 Final Budget
Expenditure
As of November 30, 2019

		2017 Actual	2018 Actual	2019 Current	2019 Budget	2020 Budget
Sheriff						
Detective						
Salaries						
115 2841001	Salaries & Wages	236,997	309,602	304,339	397,915	347,282
115 2841002	Salaries-Overtime	11,521	10,983	22,118	5,000	5,000
115 2841010	Accrued Annual Leave	4,360	1,441	2,229		
Obj 001	Salaries	252,878	322,026	328,687	402,915	352,282
Personnel Benefits						
115 2842002	Benefits-Direct	87,905	126,884	127,669	162,888	154,840
115 2842004	Benefits-Bank Accruals	18,060	15,787	12,684		
115 2842014	Benefits-Uniforms	837	1,673	771		
Obj 002	Personnel Benefits	106,802	144,344	141,125	162,888	154,840
Supplies						
115 2843101	Office & Operating Supplies		61	147		
115 2843104	Printing	33		87		
115 2843117	Ammunition		741	873	840	1,199
115 2843201	Fuel Consumed	4,299	4,213	5,058	5,981	9,000
115 2843590	Small Attract Computer/Monit		1,321	1,857		2,700
Obj 003	Supplies	4,332	6,336	8,023	6,821	12,899
Other Services - Charges						
115 2844101	Professional Services	2,273	2,428	2,333	200	200
115 2844201	Communications-Telephone	3,807	3,355	3,172	3,000	3,000
115 2844301	Travel		350		500	500
115 2844305	Travel-Training	582		4,964	1,000	1,000
115 2844501	Operating Rental & Leases	13,002	13,054	14,929	17,784	23,000
115 2844806	Veh Repair & Maintenance	522	3,308	4,743	5,000	2,500
115 2844901	Miscellaneous	4,112	11,573	7,700	8,611	8,611
Obj 004	Other Services - Charges	24,297	34,069	37,841	36,095	38,811
Fnc 284	Detective	388,309	506,775	515,675	608,719	558,832
Dispatch						
Salaries						
115 2851001	Salaries & Wages	71,890	63,102	46,178	83,316	84,246
115 2851002	Salaries-Overtime	18,465	17,549	3,938	7,000	7,000
115 2851010	Accrued Annual Leave	2,538	1,784-	48		
Obj 001	Salaries	92,893	78,867	50,164	90,316	91,246
Personnel Benefits						
115 2852002	Benefits-Direct	20,609	22,188	15,532	40,757	42,159

2020 Final Budget
Expenditure
As of November 30, 2019

		2017 Actual	2018 Actual	2019 Current	2019 Budget	2020 Budget
Sheriff						
Dispatch						
Personnel Benefits						
115 2852004	Benefits-Bank Accruals	2,352	863	2,031		
Obj 002	Personnel Benefits	22,961	23,052	17,564	40,757	42,159
Supplies						
115 2853201	Fuel Consumed	20				
Obj 003	Supplies	20				
Other Services - Charges						
115 2854164	Prof Serv-Psychological Eval			450		450
115 2854177	Prof Serv-Polygraph			175		
115 2854305	Travel-Training	681			1,500	1,500
115 2854501	Operating Rental & Leases	6,178		6,178	6,178	6,178
115 2854924	Misc-Tuition/Fees				500	500
Obj 004	Other Services - Charges	6,859		6,803	8,178	8,628
Fnc 285	Dispatch	122,733	101,918	74,531	139,251	142,033
Lower Valley Patrol						
Salaries						
115 2881001	Salaries & Wages	281,829	256,477	177,160	332,712	280,102
115 2881002	Salaries-Overtime	14,286	21,317	15,394	10,000	10,000
115 2881010	Accrued Annual Leave	4,892	3,218	1,433		
Obj 001	Salaries	301,007	281,012	193,987	342,712	290,102
Personnel Benefits						
115 2882002	Benefits-Direct	124,991	113,796	86,958	144,838	133,923
115 2882004	Benefits-Bank Accruals	14,003	8,589	11,093		
115 2882009	Benefits-Uniform Cleaning	84	5			
115 2882014	Benefits-Uniforms	7,949	3,504	356	3,500	3,500
Obj 002	Personnel Benefits	147,027	125,893	98,407	148,338	137,423
Supplies						
115 2883101	Office & Operating Supplies	451	1,761	989	608	1,500
115 2883104	Printing	162	33	38	200	
115 2883117	Ammunition		741	873	1,056	1,199
115 2883201	Fuel Consumed	22,977	21,856	5,507	26,500	4,000
115 2883501	Small Tools & Minor Equipmen		1,819		500	
115 2883590	Small Attract Computer/Monit	5,851	3,594			5,500
Obj 003	Supplies	29,441	29,803	7,406	28,864	12,199

2020 Final Budget
Expenditure
As of November 30, 2019

		2017 Actual	2018 Actual	2019 Current	2019 Budget	2020 Budget
Sheriff						
Lower Valley Patrol						
Other Services - Charges						
115 2884101	Professional Services	186	1,687			
115 2884164	Prof Serv. Psychological Eva	900			450	
115 2884177	Prof Serv. Polygraph	175			175	
115 2884197	Prof Svcs-Physical	1,487			1,500	
115 2884201	Communications-Telephone	3,863	3,663	3,682	3,000	4,000
115 2884305	Travel-Training	75			3,494	
115 2884501	Operating Rental & Leases	28,949	48,117	39,119	56,500	60,000
115 2884806	Veh Repair & Maintenance	8,578	5,254	9,035	10,000	10,000
115 2884901	Miscellaneous	7,732	7,894	7,732	8,000	8,000
115 2884924	Misc-Training		445		5,273	5,273
Obj 004	Other Services - Charges	51,944	67,059	59,568	88,392	87,273
Fnc 288	Lower Valley Patrol	529,419	503,767	359,368	608,306	526,997
Upper Valley Patrol						
Salaries						
115 2911001	Salaries & Wages	239,676	287,862	314,849	403,941	377,709
115 2911002	Salaries-Overtime	12,749	18,811	22,657	10,000	10,000
115 2911010	Accrued Annual Leave	2,970	5,646	1,712		
Obj 001	Salaries	255,395	312,320	339,218	413,941	387,709
Personnel Benefits						
115 2912002	Benefits-Direct	100,474	138,790	141,992	179,890	176,163
115 2912004	Benefits-Bank Accruals	9,095	10,254	5,900		
115 2912009	Benefits-Uniform Cleaning	46		12		
115 2912014	Benefits-Uniforms	5,762	1,578	637	3,500	3,500
Obj 002	Personnel Benefits	115,377	150,622	148,542	183,390	179,663
Supplies						
115 2913101	Office & Operating Supplies	3,352	2,540	1,470	608	1,773
115 2913104	Printing	70	109	43	200	200
115 2913117	Ammunition		926	1,091	1,344	1,505
115 2913201	Fuel Consumed	15,999	15,531	6,133	14,820	2,000
115 2913501	Small Tools & Minor Equipmen		2,257		500	
115 2913590	Small Attract Computer/Monit	6,573	5,390	1,575		5,500
Obj 003	Supplies	25,995	26,753	10,313	17,472	10,978
Other Services - Charges						
115 2914101	Professional Services	283	50			
115 2914164	Pro Ser Psych Evals		450		450	450
115 2914177	Prof Serv. Polygraph		175		175	175

2020 Final Budget
Expenditure
As of November 30, 2019

		2017 Actual	2018 Actual	2019 Current	2019 Budget	2020 Budget
Sheriff						
Upper Valley Patrol						
Other Services - Charges						
115 2914197	Prof Serv Physical Eval	200	1,422		1,500	1,700
115 2914201	Communications-Telephone	5,763	4,411	3,913	3,000	4,000
115 2914301	Travel					500
115 2914305	Travel			632	3,494	3,500
115 2914501	Operating Rental & Leases	43,159	69,107	43,215	88,680	90,000
115 2914806	Veh Repair & Maintenance	18,770	19,111	6,227	10,000	10,000
115 2914811	Towing	216		69		
115 2914901	Miscellaneous	7,768	7,732	7,732	8,000	8,000
115 2914924	Misc-Training	7,427	60	1,054	5,273	5,273
Obj 004	Other Services - Charges	83,585	102,518	62,842	120,572	123,598
Fnc 291	Upper Valley Patrol	480,351	592,212	560,915	735,375	701,948
Traffic Enforcement						
Other Services - Charges						
115 2974501	Operating Rental & Leases			39,174	39,000	39,000
Obj 004	Other Services - Charges			39,174	39,000	39,000
Fnc 297	Traffic Enforcement			39,174	39,000	39,000
School Resource Officer						
Salaries						
115 2981001	Salaries	6,868	17,062	22,835	21,705	42,028
115 2981002	Salaries Overtime			60		
115 2981010	Accrued Annual Leave	910	73	117		
Obj 001	Salaries	7,779	17,136	23,011	21,705	42,028
Personnel Benefits						
115 2982002	Benefits-Direct	2,981	8,442	9,811	10,831	21,086
115 2982004	Benefits-Bank Accruals	16	858	1,025		
Obj 002	Personnel Benefits	2,998	9,299	10,836	10,831	21,086
Other Services - Charges						
115 2984201	Communications-Telephone				100	
115 2984305	Travel Training		1,319			
115 2984501	Operating Rental & Leases				1,500	
Obj 004	Other Services - Charges		1,319		1,600	
Fnc 298	School Resource Officer	10,776	27,754	33,847	34,136	63,114
Sub 220	Sheriff	1,695,275	1,860,654	1,748,358	2,578,596	2,622,788

2020 Final Budget
Expenditure
As of November 30, 2019

		2017 Actual	2018 Actual	2019 Current	2019 Budget	2020 Budget
Security						
Reclassification & Cost Alloc.						
115 3010200	Ending Fund Balance Restrict				46,760	59,906
Obj 000	Reclassification & Cost Alloc.				46,760	59,906
Fnc 301	Security				46,760	59,906
Sub 300	Security				46,760	59,906

2020 Final Budget
Expenditure
As of November 30, 2019

		2017 Actual	2018 Actual	2019 Current	2019 Budget	2020 Budget
Assigned Counsel						
General Indigent Defense						
Reclassification & Cost Alloc.						
115 4010200	Ending Fund Balance Restrict				217,399	159,618
Obj 000	Reclassification & Cost Alloc.				217,399	159,618
Salaries						
115 4011002	Salaries-Overtime				1,500	1,500
115 4011003	Salaries-Extra Help				1,500	1,500
Obj 001	Salaries				3,000	3,000
Other Services - Charges						
115 4014101	Professional Services	823			7,452	6,242
115 4014191	Prof Serv-Purchasing	10				
Obj 004	Other Services - Charges	833			7,452	6,242
Fnc 401	General Indigent Defense	833			227,851	168,860
Adult Felony						
Salaries						
115 4021001	Salaries & Wages	235,116	259,115	339,196	407,519	448,577
115 4021002	Salaries-Overtime	304	247	1,898		
115 4021010	Accrued Annual Leave	5,196	2,131	322		
Obj 001	Salaries	240,617	261,493	341,416	407,519	448,577
Personnel Benefits						
115 4022002	Benefits-Direct	87,331	97,243	130,660	153,636	175,738
115 4022004	Benefits-Bank Accruals			209-		
Obj 002	Personnel Benefits	87,331	97,243	130,451	153,636	175,738
Other Services - Charges						
115 4024101	Professional Services		846			
115 4024147	Contract Defend-Basic	599,746	647,181	470,966	665,598	678,911
115 4024156	Panel Attorney	131,677	112,779	89,877	75,350	75,350
115 4024157	Panel Attorney-Homicide	66,985	27,848	5,355	65,000	65,000
115 4024301	Travel	2,149				
115 4024401	Advertising	191				
115 4024801	Repair & Maintenance	3,059				
115 4024901	Miscellaneous	1,950				
Obj 004	Other Services - Charges	805,758	788,653	566,197	805,948	819,261
Fnc 402	Adult Felony	1,133,705	1,147,390	1,038,065	1,367,103	1,443,576

2020 Final Budget
Expenditure
As of November 30, 2019

		2017 Actual	2018 Actual	2019 Current	2019 Budget	2020 Budget
Assigned Counsel						
Adult Misdemeanor						
Salaries						
115 4031001	Salaries & Wages	77,276	101,914	25,602	56,780	18,215
115 4031002	Salaries-Overtime		188	377		
115 4031010	Accrued Annual Leave	2,678	1,528-	2,077-		
Obj 001	Salaries	79,953	100,573	23,902	56,780	18,215
Personnel Benefits						
115 4032002	Benefits-Direct	31,961	46,734	13,932	30,760	9,947
115 4032004	Benefits-Bank Accruals			1		
Obj 002	Personnel Benefits	31,961	46,734	13,933	30,760	9,947
Other Services - Charges						
115 4034147	Contract Defend-Basic	189,000	192,780	198,977	196,635	200,568
115 4034156	Panel Attorney	30,742	15,084	10,711	5,000	5,000
Obj 004	Other Services - Charges	219,742	207,864	209,688	201,635	205,568
Fnc 403	Adult Misdemeanor	331,657	355,172	247,523	289,175	233,730
Juvenile Offender						
Salaries						
115 4041001	Salaries & Wages			5,666	3,626	9,150
115 4041002	Salaries-Overtime			29		
115 4041010	Accrued Annual Leave	4,131-		236		
Obj 001	Salaries	4,131-		5,931	3,626	9,150
Personnel Benefits						
115 4042002	Benefits-Direct			3,038	1,939	4,982
Obj 002	Personnel Benefits			3,038	1,939	4,982
Other Services - Charges						
115 4044156	Panel Attorney	1,507				
Obj 004	Other Services - Charges	1,507				
Fnc 404	Juvenile Offender	2,624-		8,968	5,565	14,132
Truancy At-Risk-Youth						
Salaries						
115 4061010	Accrued Annual Leave	217-				
Obj 001	Salaries	217-				

2020 Final Budget
Expenditure
As of November 30, 2019

		2017 Actual	2018 Actual	2019 Current	2019 Budget	2020 Budget
Assigned Counsel						
Fnc 406	Truancy At-Risk-Youth	217-				
Civil Com Mental Health						
Salaries						
115 4071001	Salaries & Wages	3,168		3,909	1,813	69,287
115 4071002	Salaries-Overtime			17		
115 4071010	Accrued Annual Leave	36	36-	191		
Obj 001	Salaries	3,204	36-	4,117	1,813	69,287
Personnel Benefits						
115 4072002	Benefits-Direct	1,767		2,360	970	28,035
Obj 002	Personnel Benefits	1,767		2,360	970	28,035
Fnc 407	Civil Com Mental Health	4,971	36-	6,477	2,783	97,322
Sub 400	Assigned Counsel	1,468,325	1,502,525	1,301,032	1,892,477	1,957,620

2020 Final Budget
Expenditure
As of November 30, 2019

		2017 Actual	2018 Actual	2019 Current	2019 Budget	2020 Budget
Attorney						
Felony Division						
Reclassification & Cost Alloc.						
115 4110200	Ending Fund Balance Restrict				88,689	72,587
Obj 000	Reclassification & Cost Alloc.				88,689	72,587
Salaries						
115 4111001	Salaries & Wages	800,893	787,738	720,619	835,394	848,169
115 4111002	Salaries-Overtime	865	293	586	1,500	1,500
115 4111010	Accrued Annual Leave	2,095-	4,106	5,806	5,000	5,000
Obj 001	Salaries	799,663	792,138	727,011	841,894	854,669
Personnel Benefits						
115 4112002	Benefits-Direct	236,539	240,367	226,479	279,213	296,542
115 4112004	Benefits-Bank Accruals	490	46	3	500	500
Obj 002	Personnel Benefits	237,029	240,413	226,482	279,713	297,042
Other Services - Charges						
115 4114118	Audit Costs	706	725		800	
115 4114191	Prof Serv-Purchasing	30				
Obj 004	Other Services - Charges	736	725		800	
Fnc 411	Felony Division	1,037,428	1,033,275	953,492	1,211,096	1,224,298
District Court						
Salaries						
115 4171001	Salaries & Wages	126,229	110,949	107,974	87,581	116,047
115 4171002	Salaries-Overtime	1,088	6	267	1,000	1,000
115 4171010	Accrued Annual Leave	6,012	2,751-	1,995	2,000	2,000
Obj 001	Salaries	133,329	108,203	110,235	90,581	119,047
Personnel Benefits						
115 4172002	Benefits-Direct	44,522	44,253	45,718	36,188	48,715
115 4172004	Benefits-Bank Accruals	167-	60	6	500	500
Obj 002	Personnel Benefits	44,355	44,312	45,723	36,688	49,215
Fnc 417	District Court	177,684	152,516	155,958	127,269	168,262
Juvenile Division						
Salaries						
115 4191001	Salaries & Wages	49,381	66,645	46,857	69,738	73,242
115 4191010	Accrued Annual Leave	1,603-	1,846	3,573-	2,000	1,000

2020 Final Budget
Expenditure
As of November 30, 2019

		2017 Actual	2018 Actual	2019 Current	2019 Budget	2020 Budget
Attorney						
Juvenile Division						
Obj 001	Salaries	47,778	68,491	43,284	71,738	74,242
Personnel Benefits						
115 4192002	Benefits-Direct	19,884	16,449	13,961	26,548	27,623
Obj 002	Personnel Benefits	19,884	16,449	13,961	26,548	27,623
Fnc 419	Juvenile Division	67,662	84,940	57,246	98,286	101,865
Sub 410	Attorney	1,282,773	1,270,731	1,166,696	1,436,651	1,494,425

2020 Final Budget
Expenditure
As of November 30, 2019

		2017 Actual	2018 Actual	2019 Current	2019 Budget	2020 Budget
Clerk						
Reclassification & Cost Alloc.						
115 4210200	Ending Fund Balance Restrict				37,184	81,718
Obj 000	Reclassification & Cost Alloc.				37,184	81,718
Salaries						
115 4211001	Salaries & Wages	114,682	114,375	108,883	134,424	138,832
115 4211002	Salaries-Overtime	2,569	2,511	699	4,000	
115 4211003	Salaries-Extra Help		3,609	4,210	4,500	
115 4211010	Accrued Annual Leave	1,704-	671	219	827	
Obj 001	Salaries	115,548	121,166	114,011	143,751	138,832
Personnel Benefits						
115 4212002	Benefits-Direct	49,080	60,793	63,786	75,305	80,482
115 4212004	Benefits-Bank Accruals	266-	291	114	200	
Obj 002	Personnel Benefits	48,815	61,084	63,900	75,505	80,482
Supplies						
115 4213101	Office & Operating Supplies			938	3,500	
Obj 003	Supplies			938	3,500	
Other Services - Charges						
115 4214101	Professional Services	118	121			
Obj 004	Other Services - Charges	118	121			
Fnc 421	Clerk	164,481	182,371	178,849	259,940	301,032
Sub 420	Clerk	164,481	182,371	178,849	259,940	301,032

2020 Final Budget
Expenditure
As of November 30, 2019

		2017 Actual	2018 Actual	2019 Current	2019 Budget	2020 Budget
District Court						
Salaries						
115 4411001	Salaries & Wages	245,106	263,824	278,524	299,493	279,937
115 4411002	Salaries-Overtime	4,620	1,829	2,915	1,000	1,000
115 4411010	Accrued Annual Leave	140	261-	5,236		
Obj 001	Salaries	249,866	265,392	286,675	300,493	280,937
Personnel Benefits						
115 4412002	Benefits-Direct	114,328	123,766	135,218	145,394	138,310
115 4412004	Benefits-Bank Accruals	1,157	251	121-		
Obj 002	Personnel Benefits	115,485	124,017	135,096	145,394	138,310
Supplies						
115 4413101	Office & Operating Supplies	773	681	113	1,000	1,000
115 4413134	Supplies-Copier	89		44		
Obj 003	Supplies	861	681	158	1,000	1,000
Other Services - Charges						
115 4414101	Professional Services	3,884	40,765	170	10,000	
115 4414111	Prof Serv-Interpreter	17,669		10,059	24,000	24,000
115 4414191	Prof Serv-Purchasing	1,434	1,366	1,340	1,462	1,589
115 4414192	Prof Serv-Tech Services	54,132	52,547	44,684	48,746	
115 4414201	Communications-Telephone	6,412	545			
115 4414202	Communications-Postage	339				
115 4414301	Travel	6,999				
115 4414501	Operating Rental & Leases	123,778	123,778	112,525	135,030	
115 4414590	Rent-Facilities Maint					135,030
115 4414901	Miscellaneous				58,385	15,420
115 4414909	Misc-Witness Fees\Mileage	345	234			
115 4414929	Subscriptions/Law Books	5,000				
Obj 004	Other Services - Charges	219,991	219,234	168,778	277,623	176,039
Fnc 441	District Court	586,204	609,324	590,707	724,510	596,286
Sub 440	District Court	586,204	609,324	590,707	724,510	596,286

2020 Final Budget
Expenditure
As of November 30, 2019

		2017 Actual	2018 Actual	2019 Current	2019 Budget	2020 Budget
Superior Court						
Salaries						
115 4511001	Salaries & Wages	248,657	264,497	249,524	270,319	309,040
115 4511002	Salaries-Overtime	4,498	3,116	3,261	1,500	1,500
115 4511010	Accrued Annual Leave	1,438	817	2,730		
115 4511025	Salaries-Court Commissioners		17,955			
Obj 001	Salaries	254,593	286,386	255,515	271,819	310,540
Personnel Benefits						
115 4512002	Benefits-Direct	110,723	127,043	116,756	122,237	139,067
115 4512004	Benefits-Bank Accruals	1,645	246-	715-		
Obj 002	Personnel Benefits	112,368	126,797	116,041	122,237	139,067
Supplies						
115 4513101	Office & Operating Supplies			115		
Obj 003	Supplies			115		
Other Services - Charges						
115 4514101	Professional Services	196	201			
115 4514111	Prof Serv-Interpreter			1,995		
115 4514191	Prof Serv-Purchasing	286	794	778	849	923
115 4514301	Travel	2,375				
115 4514901	Miscellaneous				18,217	13,965
Obj 004	Other Services - Charges	2,857	995	2,773	19,066	14,888
Fnc 451	Superior Court	369,818	414,178	374,444	413,122	464,495
Sub 450	Superior Court	369,818	414,178	374,444	413,122	464,495

2020 Final Budget
Expenditure
As of November 30, 2019

		2017 Actual	2018 Actual	2019 Current	2019 Budget	2020 Budget
Youth Service Center						
Administration						
Salaries						
115 4611001	Salaries & Wages	24,521	26,885	25,345	33,219	33,219
115 4611002	Salaries-Overtime	140		33		
115 4611010	Accrued Annual Leave	14	273	486-		
Obj 001	Salaries	24,675	27,159	24,893	33,219	33,219
Personnel Benefits						
115 4612002	Benefits-Direct	11,085	14,862	13,907	18,745	19,212
115 4612004	Benefits-Bank Accruals	12-	526-	6		
Obj 002	Personnel Benefits	11,073	14,337	13,912	18,745	19,212
Other Services - Charges						
115 4614101	Professional Services	510	524			
Obj 004	Other Services - Charges	510	524			
Fnc 461	Administration	36,257	42,019	38,805	51,964	52,431
Resident Care & Custody						
Salaries						
115 4661001	Salaries & Wages	437,801	443,110	417,740	478,502	486,852
115 4661002	Salaries-Overtime	41,067	35,604	25,446	35,000	27,000
115 4661010	Accrued Annual Leave	5,009-	1,020-	3,410		
Obj 001	Salaries	473,860	477,694	446,596	513,502	513,852
Personnel Benefits						
115 4662002	Benefits-Direct	221,489	238,621	226,696	252,456	261,717
115 4662004	Benefits-Bank Accruals	6,408	1,170	4,936		
Obj 002	Personnel Benefits	227,897	239,791	231,632	252,456	261,717
Other Services - Charges						
115 4664175	Prof Serv - Medical Contract	10,484		89,725	79,129	80,706
115 4664191	Prof Serv-Purchasing	101	8	7	8	9
115 4664193	Prof Serv Meal Srvs	27,509		55,293	55,293	55,293
115 4664901	Miscellaneous					20,124
Obj 004	Other Services - Charges	38,094	8	145,025	134,430	156,132
Fnc 466	Resident Care & Custody	739,851	717,493	823,254	900,388	931,701
Sub 460	Youth Service Center	776,108	759,512	862,059	952,352	984,132

2020 Final Budget
Expenditure
As of November 30, 2019

		2017 Actual	2018 Actual	2019 Current	2019 Budget	2020 Budget
Assigned Counsel						
Flex Cost-Adult Felony						
Reclassification & Cost Alloc.						
115 5520200	Ending Fund Balance Restrict				74	29
Obj 000	Reclassification & Cost Alloc.				74	29
Other Services - Charges						
115 5524122	Prof Serv-Experts		24,244	2,075	6,853	7,084
Obj 004	Other Services - Charges		24,244	2,075	6,853	7,084
Fnc 552	Flex Cost-Adult Felony		24,244	2,075	6,927	7,113
Flex Cost-Adult Misdemeanor						
Other Services - Charges						
115 5534122	Prof Serv-Experts		7,000			
Obj 004	Other Services - Charges		7,000			
Fnc 553	Flex Cost-Adult Misdemeanor		7,000			
Flex Cost-Juvenile Offender						
Other Services - Charges						
115 5544122	Prof Serv-Experts		2,813			
Obj 004	Other Services - Charges		2,813			
Fnc 554	Flex Cost-Juvenile Offender		2,813			
Flex Cost-ITA Committments						
Other Services - Charges						
115 5574122	Prof Serv-Experts		4,024	4,852		
Obj 004	Other Services - Charges		4,024	4,852		
Fnc 557	Flex Cost-ITA Committments		4,024	4,852		
Sub 550	Assigned Counsel		38,081	6,927	6,927	7,113
Fnd 115	Criminal Justice Sales Tax	6,342,984	6,822,597	6,339,072	8,421,335	8,601,501

Parks and Recreation

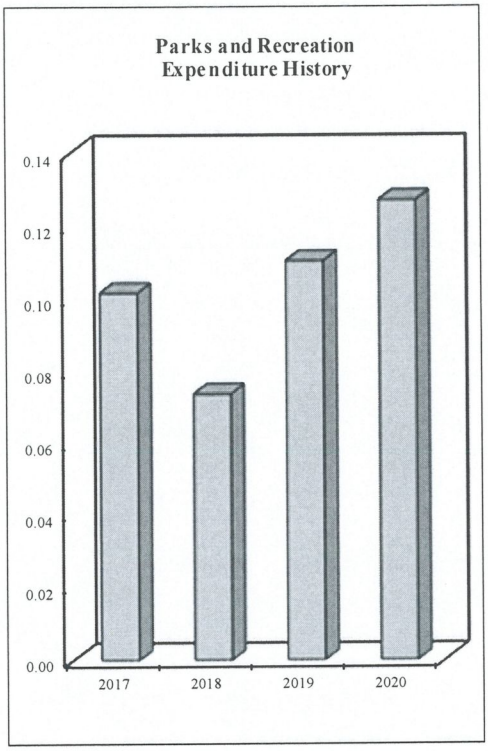

Expenditures	2017 Actual	2018 Actual	2019 Budget	2020 Budget
Salaries & Wages	50,869	33,933	43,300	56,123
Personnel Benefits	21,778	11,389	25,370	29,194
Supplies	8,780	7,694	9,000	9,000
Other Services & Charges	19,722	20,210	19,907	20,944
Intergovernmental Services	68	136	1,000	-
Capital Outlay	-	-	11,400	11,400
Total Expenditures	101,217	73,362	109,977	126,661
Ending Fund Balance	69,103	96,923	70,023	87,449
Total	170,320	170,285	180,000	214,110

Our Purpose:

To provide, maintain and make available superior park facilities to address the leisure needs of the public.

Program Description:

The Yakima County Parks Division oversees two (2) facilities namely the Eschbach Nature Area (150 acres), and the Lower Naches Community Park (8 acres). These facilities are operated to provide a maximum level of public service within the budget appropriation. Parks Division owns the Sun Valley Shooting Park (244 acres) located east of Moxee. Approximately 33 acres is managed as a County Law Enforcement training range, and the remainder is leased to and managed by the Central Washington Range Conservancy, a not-for-profit organization. The Division also owns a one-acre Nelson Pioneer Cemetery located in the community of Gleed.

Major objectives:

- Oversee Eschbach Nature Area to maintain year round limited public access.
- Continue to maintain Lower Naches Community Park with the current FTE and volunteers.
- Oversee ongoing maintenance and improvement of the Shooting Range for the Sheriff and Department of Corrections departments.
- Fund the County's commitment to the Central Washington Range Conservancy to assist in maintaining Public access to the Sun Valley Shooting Park.

Revenue Sources:

The Parks Division relies on the County General Fund for funding for ongoing operations and maintenance for the Law Enforcement Training facility and volunteers to provide maintenance of the Lower Naches Community Park.

2020 Final Budget
Revenue
As of November 30, 2019

		2017 Actual	2018 Actual	2019 Current	2019 Budget	2020 Budget
Parks and Recreation						
REVENUES						
120 12030850001	Beg fund Bal - Assigned				80,000	114,110
120 12034193001	Maintenance Service Fees				5,000	
120 12036111001	Investment Interest	928	1,529	2,208		
120 12036111032	Gain/Loss on Investments	25-	348-	490		
120 12036910001	Sale of Scrap & Junk			9		
120 12036991001	Other Misc Revenue			106		
120 12039700002	Operating Transfers In-C/EX	100,000	100,000	100,000	95,000	100,000
Fnd 120	Parks and Recreation	100,903	101,181	102,813	180,000	214,110

2020 Final Budget
Expenditure
As of November 30, 2019

		2017 Actual	2018 Actual	2019 Current	2019 Budget	2020 Budget
Parks & Rec						
Traditional						
Reclassification & Cost Alloc.						
120 100250	Ending Fund Bal - Assigned				70,023	87,449
Obj 000	Reclassification & Cost Alloc.				70,023	87,449
Salaries						
120 101001	Salaries & Wages	50,112	33,338	26,029	43,000	55,823
120 101002	Salaries-Overtime	7	595	1,133		
120 101003	Salaries-Extra Help	751		3,045	300	300
Obj 001	Salaries	50,869	33,933	30,207	43,300	56,123
Personnel Benefits						
120 102002	Benefits-Direct	36,624	22,723	26,927	21,070	24,894
120 102003	Benefits-Indirect	5,054	3,305	2,544	4,300	4,300
Obj 002	Personnel Benefits	41,678	26,028	29,470	25,370	29,194
Supplies						
120 103101	Office & Operating Supplies	5,257	6,741	9,937	7,500	7,500
120 103501	Small Tools & Minor Equipmen	1	6	5	500	500
120 103502	Computer Software		1	1		
120 103590	Small Attrac-Tracked Invento	3,523	946		1,000	1,000
Obj 003	Supplies	8,780	7,694	9,943	9,000	9,000
Other Services - Charges						
120 104101	Professional Services	1,285	1,545	113	1,000	1,000
120 104125	Prof Serv-Indirect	906	1,157	1,193	1,301	1,297
120 104191	Prof Serv-Purchasing Serv	618	467	454	495	536
120 104201	Communication-Telephone			510		
120 104202	Communication-Postage		8			
120 104301	Travel		4	3		
120 104401	Advertising					
120 104501	Operating Rentals & Lease	14,632	14,608	19,618	10,500	10,500
120 104701	Utility Services	2,149	2,251	1,834	3,050	3,050
120 104801	Repairs & Maintenance	132	167	6,894	3,500	3,500
120 104901	Miscellaneous		4	4	61	61
120 104958	External Taxes & Oper Assess			137		1,000
Obj 004	Other Services - Charges	19,722	20,210	30,759	19,907	20,944
Intergovernmental Services						
120 105101	C xIntergov Prof Services				1,000	
120 105301	C xExternal Taxes & Oper Asses	68	136			
Obj 005	Intergovernmental Services	68	136		1,000	

2020 Final Budget
Expenditure
As of November 30, 2019

		2017 Actual	2018 Actual	2019 Current	2019 Budget	2020 Budget
Parks and Recreation						
Parks & Rec						
Sub 010	Traditional	121,117	88,001	100,380	168,600	202,710
Fringe Overhead						
Personnel Benefits						
120 192002	Benefits-Direct	16,250-	12,158-	15,563-		
120 192003	Benefits-Indirect	3,650-	2,481-	3,942-		
120 192004	Benefits-Bank Accruals			196		
Obj 002	Personnel Benefits	19,900-	14,640-	19,309-		
Sub 019	Fringe Overhead	19,900-	14,640-	19,309-		
Capital Projects						
Capital Outlay						
120 906501	Construction In Progress				11,400	11,400
Obj 006	Capital Outlay				11,400	11,400
Sub 090	Capital Projects				11,400	11,400
Fnd 120	Parks and Recreation	101,217	73,361	81,071	180,000	214,110

County Road

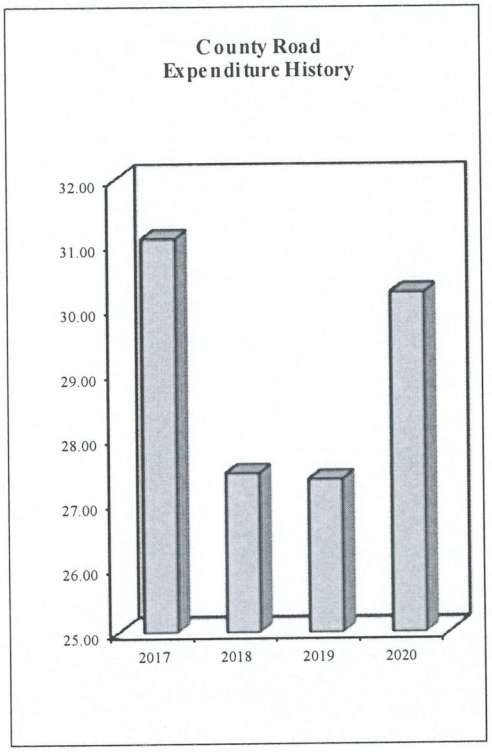

Expenditures	2017 Actual	2018 Actual	2019 Budget	2020 Budget
Maintenance	11,301,279	10,749,700	10,691,500	10,995,300
Administration	3,619,589	4,077,356	3,323,798	3,728,845
Construction	14,873,102	11,085,942	10,660,200	13,729,200
Miscellaneous	1,287,527	1,541,227	2,681,565	1,787,814
Special Operations	-	-	-	-
Total Expenditures	31,081,497	27,454,225	27,357,063	30,241,159
Ending Fund Balance	3,641,174	4,402,488	727,012	5,535,605
Total	34,722,671	31,856,713	28,084,075	35,776,764

Program Description:

The County Road Division of the Public Services Department is responsible for the Maintenance, Preservation and Improvement of 1,633 miles of roads, 308 federally inventoried bridges and 267 short-span bridges. The County Road Division is also responsible for the administration, accounting and right-of-way management to support these primary activities.

Major Objectives:

- Maintain and Preserve the County's road and bridge inventory is a condition that meets the transportation demands places on it.
- Sustain a Safety Improvement Program, including enhanced traffic law enforcement, in order to ensure the safety of persons traveling on Yakima County roads.
- Plan, Design and Construct those vital transportation improvements identified in the adopted annual road program and Six Year Transportation Improvement Program.
- Aggressively pursue grants, loans and other innovative financing opportunities required to sustain the road and bridge improvements necessary to support the continued economic vitality of the region.
- Sustain a Maintenance Management system in order to ensure the long term, economical and efficient maintenance of County roads.
- Implement organizational and operational programs including: providing adequate levels of staff, developing employee training opportunities, and streamlining development review processes.
- Maintain and update countywide transportation plan.

Revenue/Expenditure Comment:

Major sources of revenue for the County Roads includes: up to $2.25 per $1,000 of assessed value property tax in the unincorporated areas of Yakima County. For 2019, the Maximum Lawful Road levy is estimated to be $15,091,000. For the Preliminary Budget, a Levy Shift of $2,000,000 is assumed, lowering the Road Levy to $13,149,000, with a resulting Levy Rate of $1.90 per $1,000 of assessed valuation. Other major fund sources are: direct allocation of the County's share of the State Gas Tax, and funds from State and Federal Transportation Grants.

County Road (cont.)

County Road spending priorities are: Maintaining and preserving the existing system, providing targeted improvements calculated to improve the safety of County roads, enhancing the economic viability of the region through focused investment in transportation improvements, and provide for enhanced quality of life for Yakima County citizens.

The County Road fund also focuses on traffic Safety by funding the cost of three and one half Sheriff's Deputies under an annual contract between the County Sheriff and Board of County Commissioners. Four Deputies are assigned to a Traffic Enforcement Squad but are available to answer higher priority criminal and life safety calls. Implementation of the contract and performance measurements are identified in a Memorandum of Understanding between the County Engineer and the County Sheriff. For budget purposes a 2019 County Road expenditure amount of $512,000 for traffic policing is included in the Preliminary Budget.

2020 Final Budget
Revenue
As of November 30, 2019

		2017 Actual	2018 Actual	2019 Current	2019 Budget	2020 Budget
County Road						
REVENUES						
121 12130800001	Beginning Fund Balance				2,450,000	3,750,000
121 12131110001	Real Property	12,335,654	12,594,584	12,926,069	12,272,696	13,040,391
121 12131130001	Sale of Tax Title Property	294		613		
121 12131720001	Leasehold Excise Tax	44,679	38,874	16,770		
121 12131743001	Harvest Tax	3,900	45,659	46,414		
121 12132191001	Franchise Fees	4,067	2,472			
121 12132240001	Street & Curb Permits	63,700	60,075	48,900		
121 12132240002	Street & Curb Permits-Adress	24,560	10,985	11,160		
121 12133210681	Fed Forest Yield	112,257	543,076	539,457	235,000	235,000
121 12133215211	Fed Grazing Leases-Taylor Ac	2,233	1,618	1,636		
121 12133215601	Wildlife Refuge	2,390	2,414	2,430		
121 12133320201	Fed Hiway Adm-STP (R)	500,553				
121 12133320202	Fed Hiway Adm-STP (BR)	5,106,431	93,360	1,291,415	1,257,000	
121 12133320204	Fed Hiway Adm-STP (S)		159,592	18,432		
121 12133320205	Fed Hiway Adm-DOT			245,910		
121 12133320212	Fed Hiway Admin-STP (ER)	108,276	570,603	33,872		
121 12133402801	Utilities & Transportation C		8,520			
121 12133403603	DOT	252,056				
121 12133403702	Co Rd Admin Brd-RAP	451,100	1,777,225	941,715	364,000	90,000
121 12133403721	Co Rd Admin Brd-CAPA	1,032,346	1,097,995	891,908	1,050,000	1,095,402
121 12133403801	TIB	572,319	183,926	76,600	3,346,300	4,146,000
121 12133600751	Multimodal Transportation	204,592	278,307	208,765		
121 12133600891	Motor Vehicle Fuel Tax-Co-Rd	6,770,504	6,417,434	5,185,275	6,223,679	6,461,133
121 12133602311	DNR PILT NAP/NRCA	7,731	8,505			
121 12133602511	In Lieu of Taxes-State	11,875	28,142	28,834		
121 12133707857	City - Yakima Annex Impact F	39,095	39,095	39,095		
121 12134143001	Budgeting and Accounting Ser	469	195	98		
121 12134175002	Sales Plans NT	1,140	1,820	585		
121 12134181001	Printing Copies	29,327	734			
121 12134182001	Engineering Fees & Charges	229,609	708,472	872,222		
121 12134410001	Road Maint & Repair Charges	23,116				
121 12134410091	Road Strt Maint/Repair Oth G	18,883				
121 12134583002	Transportation-Long Plat Rev		5,010	10,515		
121 12134583003	Transportation-Short Plat Re	18,775	28,076	25,578		
121 12135951001	New Penalty Special Assessme	7	111	61		
121 12136111001	Investment Interest	60,221	97,988	66,395		
121 12136111032	Gain/Loss on Investments	7,329	5,861-	6,323		
121 12136140001	Interest Notes/Contract AR R	388	2,093	185-		
121 12136142001	Interest-Special Assessment	4	72	36		
121 12136142002	Int PredeteminedSpecial Asse	418	510	278		
121 12136711001	Donations-Mitigation		2,056	2,930		
121 12136810003	Assessment Principal-RID 98	2,037	5,945	4,067		
121 12136910001	Sale of Scrap & Junk		3,215	2,129		
121 12136981001	Cashiers Over/Short					
121 12136991001	Other Misc Revenue	17,195	2,411	500	116,800	190,238
121 12139130001	Special Assessmt Bond Procee					5,000,000
121 12139520001	Comp Loss/Impairment	6,404-	6,499-	16,484-		

2020 Final Budget
Revenue
As of November 30, 2019

		2017 Actual	2018 Actual	2019 Current	2019 Budget	2020 Budget
County Road						
REVENUES						
121 12139530001	Comp Loss/Impairment Othe	16,873	14,033	70,091		
121 12139700003	Operating Trans In-RE Cap Pr	859,596	998,845			1,768,600
121 12139700021	Operating Trans In-SEID	927,370	1,141,997	2,162,403	2,268,600	
Fnd 121	County Road	29,856,964	26,963,683	25,762,811	29,584,075	35,776,764

2020 Final Budget
Expenditure
As of November 30, 2019

		2017 Actual	2018 Actual	2019 Current	2019 Budget	2020 Budget
County Road						
Preservation-Roadway						
Salaries						
121 1301001	Salaries - Wages	144,794	143,381	128,122		
121 1301002	Salaries-Overtime	32,270	26,836	30,315		
121 1301003	Salaries-Extra Help	16,986	16,059	20,306		
Obj 001	Salaries	194,050	186,276	178,743		
Personnel Benefits						
121 1302002	Benefits-Direct	81,638	83,313	77,503		
121 1302003	Benefits-Indirect	25,951	25,019	22,903		
Obj 002	Personnel Benefits	107,590	108,332	100,407		
Supplies						
121 1303101	Office & Operating Supplies	1,059,947	1,228,982	969,810		
121 1303501	Small Tools - Minor Equipmen		239			
Obj 003	Supplies	1,059,947	1,229,221	969,810		
Other Services - Charges						
121 1304101	Professional Services	211	43,736			
121 1304202	Communication-Postage		83			
121 1304401	Advertising	411	1,164	815		
121 1304501	Operating Rentals - Leases	210,368	229,690	233,299		
121 1304801	Repairs - Maintenance	19,754	3,688	352		
121 1304901	Miscellaneous	15,155	11,683-		1,861,000	1,931,000
Obj 004	Other Services - Charges	245,898	266,678	234,466	1,861,000	1,931,000
Intergovernmental Services						
121 1305101	C xIntergov Prof Services	46,860				
Obj 005	Intergovernmental Services	46,860				
Sub 130	Preservation-Roadway	1,654,344	1,790,507	1,483,425	1,861,000	1,931,000
Preservation-Structures						
Other Services - Charges						
121 1504401	Advertising		137			
Obj 004	Other Services - Charges		137			
Sub 150	Preservation-Structures		137			

2020 Final Budget
Expenditure
As of November 30, 2019

		2017 Actual	2018 Actual	2019 Current	2019 Budget	2020 Budget
County Road						
Traffic Policing						
Other Services - Charges						
121 1704101	Professional Services	448,000	448,000	419,269	512,000	519,680
Obj 004	Other Services - Charges	448,000	448,000	419,269	512,000	519,680
Sub 170	Traffic Policing	448,000	448,000	419,269	512,000	519,680
Principal-Road Contsruction						
Debt Service-Principal						
121 1957801	C Intergov Loans-Principal	891,227	891,227	891,228	904,764	548,549
Obj 007	Debt Service-Principal	891,227	891,227	891,228	904,764	548,549
Sub 195	Principal-Road Contsruction	891,227	891,227	891,228	904,764	548,549
Roadway						
Salaries						
121 2301001	Salaries & Wages	734,534	818,060	628,100		
121 2301002	Salaries-Overtime	2,556	1,482	3,605		
121 2301003	Salaries-Extra Help	5,935	8,579	9,405		
Obj 001	Salaries	743,025	828,122	641,110		
Personnel Benefits						
121 2302002	Benefits-Direct	332,636	397,570	304,610		
121 2302003	Benefits-Indirect	110,528	122,900	94,697		
Obj 002	Personnel Benefits	443,163	520,470	399,307		
Supplies						
121 2303101	Office & Operating Supplies	1,255,822	1,156,060	1,280,423		
121 2303201	Fuel Consumed	8,121	9,208	2,816		
121 2303501	Small Tools & Minor Equipmen	79	354	47		
121 2303590	Small Attrac-Tracked Invento	76	999	278		
Obj 003	Supplies	1,264,098	1,166,621	1,283,564		
Other Services - Charges						
121 2304101	Professional Services	4,797	985			
121 2304201	Communication-Telephone	5,155	4,489	3,191		
121 2304202	Communication-Postage	40				
121 2304301	Travel	48				
121 2304401	Advertising	768	178	212		
121 2304501	Operating Rentals & Lease	1,097,315	1,220,453	966,558		
121 2304701	Utility Services	6,672	5,627	10,585		
121 2304801	Repairs & Maintenance	1,996	11,439	1,002		

2020 Final Budget
Expenditure
As of November 30, 2019

		2017 Actual	2018 Actual	2019 Current	2019 Budget	2020 Budget
County Road						
Roadway						
Other Services - Charges						
121 2304901	Miscellaneous	1,286-	71,496		3,700,000	3,730,000
Obj 004	Other Services - Charges	1,115,505	1,314,666	981,548	3,700,000	3,730,000
Intergovernmental Services						
121 2305101	C Intergov Prof Services	1,634				
Obj 005	Intergovernmental Services	1,634				
Sub 230	Roadway	3,567,426	3,829,879	3,305,528	3,700,000	3,730,000
Storm Drainage						
Salaries						
121 2401001	Salaries & Wages	163,579	170,362	175,509		
121 2401002	Salaries-Overtime	4,298	839	1,474		
121 2401003	Salaries-Extra Help	2,252	1,390	4,594		
Obj 001	Salaries	170,129	172,591	181,577		
Personnel Benefits						
121 2402002	Benefits-Direct	75,925	82,478	85,625		
121 2402003	Benefits-Indirect	25,180	25,673	26,477		
Obj 002	Personnel Benefits	101,106	108,151	112,102		
Supplies						
121 2403101	Office & Operating Supplies	14,029	6,912	13,891		
121 2403501	Small Tools & Minor Equipmen	1,046				
Obj 003	Supplies	15,075	6,912	13,891		
Other Services - Charges						
121 2404101	Professional Services	900				
121 2404201	Communication-Telephone	243	203	237		
121 2404501	Operating Rentals & Lease	295,830	246,269	262,727		
121 2404701	Utility Services		1,505	2,990		
121 2404801	Repairs & Maintenance		8,878			
121 2404901	Miscellaneous				601,000	631,000
Obj 004	Other Services - Charges	296,972	256,855	265,953	601,000	631,000
Sub 240	Storm Drainage	583,282	544,509	573,524	601,000	631,000

2020 Final Budget
Expenditure
As of November 30, 2019

		2017 Actual	2018 Actual	2019 Current	2019 Budget	2020 Budget
County Road						
Structures						
Salaries						
121 2501001	Salaries & Wages	43,134	33,075	30,053		
121 2501002	Salaries-Overtime	5,350	270	64		
121 2501003	Salaries-Extra Help	167	170	752		
Obj 001	Salaries	48,651	33,515	30,869		
Personnel Benefits						
121 2502002	Benefits-Direct	21,846	16,031	14,569		
121 2502003	Benefits-Indirect	7,273	5,002	4,518		
Obj 002	Personnel Benefits	29,119	21,033	19,087		
Supplies						
121 2503101	Office & Operating Supplies	15,105	59,262	25,328		
121 2503501	Small Tools & Minor Equipmen		522			
121 2503590	Small Attrac-Tracked Invento		1,421			
Obj 003	Supplies	15,105	61,205	25,328		
Other Services - Charges						
121 2504101	Professional Services		1,290			
121 2504501	Operating Rentals & Lease	65,124	42,430	38,938		
121 2504701	Utility Services	722	259	146		
121 2504901	Miscellaneous	870		800	140,000	150,000
121 2504957	Intergov Prof Services			2,260		
Obj 004	Other Services - Charges	66,717	43,979	42,144	140,000	150,000
Intergovernmental Services						
121 2505101	C xIntergov Prof Services	21,814	5,597			
Obj 005	Intergovernmental Services	21,814	5,597			
Sub 250	Structures	181,405	165,331	117,428	140,000	150,000
Sidewalks						
Salaries						
121 2611001	Salaries & Wages	9,702	4,656	4,329		
121 2611002	Salaries - Overtime	73				
121 2611003	Salaries - Extra Help	1,967		411		
Obj 001	Salaries	11,742	4,656	4,741		
Personnel Benefits						
121 2612002	Benefits-Direct	4,733	2,235	2,139		

2020 Final Budget
Expenditure
As of November 30, 2019

		2017 Actual	2018 Actual	2019 Current	2019 Budget	2020 Budget
County Road						
Sidewalks						
Personnel Benefits						
121 2612003	Benefits-Indirect	1,466	699	649		
Obj 002	Personnel Benefits	6,200	2,933	2,788		
Supplies						
121 2613101	Office & Operating Supplies	2,872		1,150		
121 2613501	Small Tools & Minor Equipmen			253		
Obj 003	Supplies	2,872		1,402		
Other Services - Charges						
121 2614101	Professional Services			2,563		
121 2614501	Operating Rentals & Lease	6,607	3,275	1,918		
121 2614701	Utility Services	259		35		
121 2614801	Repairs & Maintenance	76	487			
121 2614901	Miscellaneous				35,000	35,000
Obj 004	Other Services - Charges	6,942	3,761	4,515	35,000	35,000
Sub 261	Sidewalks	27,756	11,351	13,446	35,000	35,000
Street Lighting						
Salaries						
121 2631001	Salaries & Wages		727	28		
Obj 001	Salaries		727	28		
Personnel Benefits						
121 2632002	Benefits-Direct		349	14		
121 2632003	Benefits-Indirect		109	4		
Obj 002	Personnel Benefits		458	18		
Supplies						
121 2633101	Office & Operating Supplies			538		
Obj 003	Supplies			538		
Other Services - Charges						
121 2634201	Communication-Telephone	47				
121 2634501	Operating Rentals & Lease		87			
121 2634701	Utility Services	81,738	75,533	55,640		
121 2634801	Repairs & Maintenance	83,049	14,165	31,468		
121 2634901	Miscellaneous				130,000	130,000
Obj 004	Other Services - Charges	164,835	89,785	87,109	130,000	130,000

2020 Final Budget
Expenditure
As of November 30, 2019

		2017 Actual	2018 Actual	2019 Current	2019 Budget	2020 Budget
County Road						
Sub 263	Street Lighting	164,835	90,970	87,693	130,000	130,000
Traffic Control Devices						
Salaries						
121 2641001	Salaries & Wages	192,565	207,765	199,820		
121 2641002	Salaries-Overtime	21,917	10,512	14,160		
121 2641003	Salaries-Extra Help	16,082	13,712	18,693		
Obj 001	Salaries	230,563	231,988	232,674		
Personnel Benefits						
121 2642002	Benefits-Direct	99,178	107,052	105,514		
121 2642003	Benefits-Indirect	32,134	32,729	32,089		
Obj 002	Personnel Benefits	131,312	139,781	137,603		
Supplies						
121 2643101	Office & Operating Supplies	580,068	597,359	603,672		
121 2643201	Fuel Consumed	39				
121 2643501	Small Tools & Minor Equipmen	4,098	261	2,024		
121 2643590	Small Attrac-Tracked Invento	368	380	381		
Obj 003	Supplies	584,573	598,000	606,077		
Other Services - Charges						
121 2644101	Professional Services		1,785			
121 2644201	Communication-Telephone	11,016	11,209	10,459		
121 2644202	Communication-Postage	106	32	66		
121 2644501	Operating Rentals & Lease	143,061	134,780	144,581		
121 2644701	Utility Services	12,249	15,700	13,107		
121 2644801	Repairs & Maintenance	82,194	39,087	31,799		
121 2644901	Miscellaneous	822	751	908	1,100,000	1,190,000
Obj 004	Other Services - Charges	249,449	203,343	200,918	1,100,000	1,190,000
Sub 264	Traffic Control Devices	1,195,897	1,173,112	1,177,272	1,100,000	1,190,000
Snow & Ice Control						
Salaries						
121 2661001	Salaries & Wages	215,017	74,190	193,779		
121 2661002	Salaries-Overtime	51,407	12,743	119,309		
Obj 001	Salaries	266,424	86,932	313,088		
Personnel Benefits						
121 2662002	Benefits-Direct	119,822	41,705	150,224		

2020 Final Budget
Expenditure
As of November 30, 2019

		2017 Actual	2018 Actual	2019 Current	2019 Budget	2020 Budget
County Road						
Snow & Ice Control						
Personnel Benefits						
121 2662003	Benefits-Indirect	39,895	12,995	46,766		
Obj 002	Personnel Benefits	159,717	54,700	196,990		
Supplies						
121 2663101	Office & Operating Supplies	124,221	23,086	71,223		
121 2663501	Small Tools & Minor Equipmen	1,494		109		
121 2663590	Small Attrac-Tracked Invento	497				
Obj 003	Supplies	126,212	23,086	71,332		
Other Services - Charges						
121 2664101	Professional Services	8,675		17,957		
121 2664201	Communication-Telephone	726	668	990		
121 2664301	Travel	236				
121 2664401	Advertising	363	185			
121 2664501	Operating Rentals & Lease	463,211	152,517	524,521		
121 2664801	Repairs & Maintenance	2,095	787	34,966		
121 2664901	Miscellaneous		51,448-		630,000	685,000
Obj 004	Other Services - Charges	475,306	102,708	578,434	630,000	685,000
Sub 266	Snow & Ice Control	1,027,659	267,427	1,159,844	630,000	685,000
Street Cleaning						
Salaries						
121 2671001	Salaries & Wages	34,594	30,658	52,407		
121 2671002	Salaries-Overtime	968	950	2,300		
121 2671003	Salaries-Extra Help		57	142		
Obj 001	Salaries	35,562	31,665	54,848		
Personnel Benefits						
121 2672002	Benefits-Direct	16,003	15,146	26,280		
121 2672003	Benefits-Indirect	5,334	4,672	8,205		
Obj 002	Personnel Benefits	21,337	19,818	34,485		
Supplies						
121 2673101	Office & Operating Supplies	775	1,971	142		
Obj 003	Supplies	775	1,971	142		
Other Services - Charges						
121 2674501	Operating Rentals & Lease	70,366	54,327	109,557		

2020 Final Budget
Expenditure
As of November 30, 2019

		2017 Actual	2018 Actual	2019 Current	2019 Budget	2020 Budget
County Road						
Street Cleaning						
Other Services - Charges						
121 2674701	Utility Services			1,899		
121 2674801	Repairs & Maintenance		4,741			
121 2674901	Miscellaneous		13	14	120,000	120,000
Obj 004	Other Services - Charges	70,366	59,081	111,471	120,000	120,000
Sub 267	Street Cleaning	128,041	112,535	200,946	120,000	120,000
Roadside						
Salaries						
121 2701001	Salaries & Wages	107,803	117,155	113,207		
121 2701002	Salaries-Overtime	2,908	4,203	5,945		
121 2701003	Salaries-Extra Help	14,234	19,356	22,972		
Obj 001	Salaries	124,944	140,714	142,125		
Personnel Benefits						
121 2702002	Benefits-Direct	52,202	61,214	60,627		
121 2702003	Benefits-Indirect	16,571	18,202	17,689		
Obj 002	Personnel Benefits	68,773	79,415	78,316		
Supplies						
121 2703101	Office & Operating Supplies	352,995	361,944	1,723		
121 2703501	Small Tools & Minor Equipmen	381	590			
121 2703590	Small Attrac-Tracked Invento	1,064	927			
Obj 003	Supplies	354,439	363,461	1,723		
Other Services - Charges						
121 2704101	Professional Services	91,786	94,121	53,804		
121 2704401	Advertising		797			
121 2704501	Operating Rentals & Lease	127,079	137,425	138,939		
121 2704701	Utility Services	8,972	8,981	8,415		
121 2704801	Repairs & Maintenance	468	78,329	696		
121 2704901	Miscellaneous			10	950,000	947,000
121 2704958	External Taxes & Oper Assess			1,498		
Obj 004	Other Services - Charges	228,306	319,652	203,361	950,000	947,000
Intergovernmental Services						
121 2705301	C xExternal Taxes & Oper Asses	424	599			
Obj 005	Intergovernmental Services	424	599			
Sub 270	Roadside	776,886	903,841	425,524	950,000	947,000

2020 Final Budget
Expenditure
As of November 30, 2019

		2017 Actual	2018 Actual	2019 Current	2019 Budget	2020 Budget
County Road						
Maintenance Administration						
Salaries						
121 2901001	Salaries & Wages	432,530	463,318	410,478		
121 2901002	Salaries-Overtime	4,150	7,066	2,548		
121 2901003	Salaries-Extra Help	4,427	624	2,024		
121 2901009	Call Out/Standby	42,909	41,517	36,615		
Obj 001	Salaries	484,015	512,526	451,664		
Personnel Benefits						
121 2902002	Benefits-Direct	216,557	245,800	216,124		
121 2902003	Benefits-Indirect	71,934	76,777	67,411		
Obj 002	Personnel Benefits	288,491	322,577	283,535		
Supplies						
121 2903101	Office & Operating Supplies	10,020	15,411	11,901		
121 2903501	Small Tools & Minor Equipmen	1,777	377	370		
121 2903590	Small Attrac-Tracked Invento		3,707	653		
Obj 003	Supplies	11,798	19,495	12,924		
Other Services - Charges						
121 2904101	Professional Services	92,270	112,246	194,705		
121 2904192	Prof Serv-Info Serv	52,486	54,110	163,311		
121 2904201	Communication-Telephone	9,513	8,817	8,203		
121 2904202	Communication-Postage	132	43	246		
121 2904292	Communication-TS Phone	1,152	1,152	1,056		
121 2904301	Travel	974	879	80		
121 2904401	Advertising	6,005	3,837	5,130		
121 2904501	Operating Rentals & Lease	257,364	247,914	218,808		
121 2904701	Utility Services	188	202	185		
121 2904801	Repairs & Maintenance	354,010	66,821	26,040		
121 2904901	Miscellaneous	12,647-	6,694-	195	1,424,500	1,446,300
Obj 004	Other Services - Charges	761,447	489,328	617,958	1,424,500	1,446,300
Intergovernmental Services						
121 2905101			970			
Obj 005	Intergovernmental Services		970			
Sub 290	Maintenance Administration	1,545,750	1,344,896	1,366,081	1,424,500	1,446,300
Interest-Road Construction						
Debt Service-Interest						
121 2958301	Interest on L-T External Deb	29,745	21,640	13,536		

2020 Final Budget
Expenditure
As of November 30, 2019

		2017 Actual	2018 Actual	2019 Current	2019 Budget	2020 Budget
County Road						
Interest-Road Construction						
Obj 008	Debt Service-Interest	29,745	21,640	13,536		
Sub 295	Interest-Road Construction	29,745	21,640	13,536		
Management						
Salaries						
121 3101001	Salaries & Wages	307,173	235,975	191,632		
121 3101002	Salaries-Overtime		60	57		
121 3101003	Salaries-Extra Help	796	32	146		
Obj 001	Salaries	307,968	236,067	191,835		
Personnel Benefits						
121 3102002	Benefits-Direct	130,142	98,982	91,899		
121 3102003	Benefits-Indirect	43,336	30,931	28,709		
Obj 002	Personnel Benefits	173,477	129,913	120,609		
Supplies						
121 3103101	Office & Operating Supplies	10,059	14,341	14,398		
121 3103501	Small Tools & Minor Equipmen	5,486	14,295	5,699		
121 3103502	Computer Software	139	198	28,647		
121 3103590	Small Attrac-Tracked Invento	501	3,322	141		
Obj 003	Supplies	16,185	32,156	48,885		
Other Services - Charges						
121 3104101	Professional Services	4,424	3,218	675		
121 3104125	Prof Serv-Indirect Costs	311,614	351,425	357,602	390,111	387,489
121 3104192	Prof Serv-Info Serv	10,308	10,627	103,165		
121 3104201	Communication-Telephone	790	345			
121 3104202	Communication-Postage	150	74	4		
121 3104292	Communication-TS Phone	810	810	776		
121 3104301	Travel		1,529	838		
121 3104401	Advertising	155	329	141		
121 3104501	Operating Rentals & Lease	15,488	12,606	14,726		
121 3104601	Insurance		50	100		
121 3104701	Utility Services		1,030			
121 3104801	Repairs & Maintenance	2,163	6,079	329		
121 3104901	Miscellaneous	20,007	21,763	21,490	1,281,200	853,128
121 3104945	Misc-Interest on Tax Refunds	34	73	171		
Obj 004	Other Services - Charges	365,942	409,959	500,018	1,671,311	1,240,617

2020 Final Budget
Expenditure
As of November 30, 2019

		2017 Actual	2018 Actual	2019 Current	2019 Budget	2020 Budget
County Road						
Management						
Intergovernmental Services						
121 3105101	C xIntergov Prof Services	1,511	1,511			
Obj 005	Intergovernmental Services	1,511	1,511			
Sub 310	Management	865,084	809,605	861,346	1,671,311	1,240,617
Undistributed Engineering						
Salaries						
121 3201001	Salaries & Wages	153,294	211,207	172,502		
121 3201002	Salaries-Overtime	773	886	598		
121 3201003	Salaries-Extra Help	5,609	750	4,582		
Obj 001	Salaries	159,675	212,843	177,682		
Personnel Benefits						
121 3202002	Benefits-Direct	70,276	101,916	83,775		
121 3202003	Benefits-Indirect	23,105	31,812	25,965		
Obj 002	Personnel Benefits	93,381	133,728	109,740		
Supplies						
121 3203101	Office & Operating Supplies	21,409	13,515	7,816		
121 3203201	Fuel Consumed		4			
121 3203501	Small Tools & Minor Equipmen	2,535	1,318			
121 3203502	Computer Software			399		
121 3203590	Small Attrac-Tracked Invento	967	1,042	935		
Obj 003	Supplies	24,912	15,878	9,151		
Other Services - Charges						
121 3204101	Professional Services	2,217	4,715	64,809		
121 3204192	Prof Serv-Inf Serv	63,345	65,305	29,455		
121 3204198	Prof Services - GIS	45,894	46,309	43,286		
121 3204201	Communication-Telephone	1,318	2,981	4,239		
121 3204202	Communication-Postage	22	90			
121 3204292	Communication-TS Phone	1,134	1,134	1,040		
121 3204301	Travel	146	359	43		
121 3204401	Advertising	466				
121 3204501	Operating Rentals & Lease	61,374	57,710	47,243		
121 3204701	Utility Services	4,773	3,532	185		
121 3204801	Repairs & Maintenance	2,104	2,056	1,856		
121 3204901	Miscellaneous	9,749	7,097	3,540	323,000	351,000
121 3204958	Intergovernmental Taxes			924		
Obj 004	Other Services - Charges	192,542	191,288	196,622	323,000	351,000

2020 Final Budget
Expenditure
As of November 30, 2019

		2017 Actual	2018 Actual	2019 Current	2019 Budget	2020 Budget
County Road						
Undistributed Engineering						
Intergovernmental Services						
121 3205101	C xIntergov Prof Services	74				
121 3205301	C xIntergovernmental Taxes	912	933			
Obj 005	Intergovernmental Services	986	933			
Capital Outlay						
121 3206101	Land			65		
Obj 006	Capital Outlay			65		
Sub 320	Undistributed Engineering	471,495	554,671	493,259	323,000	351,000
General Services						
Salaries						
121 3301001	Salaries & Wages	608,463	624,583	497,467		
121 3301002	Salaries-Overtime	3,406	5,809	6,660		
121 3301003	Salaries-Extra Help	2,355	13,275	18,072		
Obj 001	Salaries	614,224	643,668	522,199		
Personnel Benefits						
121 3302002	Benefits-Direct	273,511	301,213	243,687		
121 3302003	Benefits-Indirect	90,085	93,056	74,496		
Obj 002	Personnel Benefits	363,597	394,269	318,183		
Supplies						
121 3303101	Office & Operating Supplies	26,864	323	9,174		
121 3303501	Small Tools & Minor Equipmen	3,466	30	2,455-		
121 3303502	Computer Software	22,156	16,311	10,685		
121 3303590	Small Attrac-Tracked Invento		928	2,455		
Obj 003	Supplies	52,487	17,592	19,859		
Other Services - Charges						
121 3304101	Professional Services	23,685	23,212			
121 3304191	Prof Serv-Purchasing Serv	12,491	6,763	6,495	7,085	7,622
121 3304192	Prof Serv-Info Serv	163,020	168,062	27,528	375,388	459,670
121 3304198	Prof Services - GIS	8,226	8,301	7,759	55,685	57,865
121 3304199	Prof Serv-DOS	9,777	10,174	9,851	10,746	11,816
121 3304201	Communication-Telephone	479	1,142	1,225		
121 3304202	Communication-Postage	1,995	2,089	2,421		
121 3304292	Communication-TS Phone	864	864	792	4,140	4,104
121 3304301	Travel	205	2,172	1,756		
121 3304401	Advertising	19,072	14,090	8,545		

2020 Final Budget
Expenditure
As of November 30, 2019

		2017 Actual	2018 Actual	2019 Current	2019 Budget	2020 Budget
County Road						
General Services						
Other Services - Charges						
121 3304501	Operating Rentals & Lease	13,533	13,949	12,264	10,746	11,816
121 3304590	Rent-Facil Maint	97,640	96,860	88,788	96,860	96,860
121 3304690	Liability Insurance	207,127	471,176	666,835	727,456	562,237
121 3304701	Utility Services					
121 3304801	Repairs & Maintenance	19,154	70	10,646		
121 3304901	Miscellaneous	2,330	6,412	902	570,501	789,775
121 3304957	Intergov Prof Services				7,085	13,000
Obj 004	Other Services - Charges	579,599	825,337	845,807	1,865,692	2,014,765
Intergovernmental Services						
121 3305101	C Intergov Prof Services	18				
Obj 005	Intergovernmental Services	18				
Sub 330	General Services	1,609,924	1,880,866	1,706,049	1,865,692	2,014,765
Planning						
Salaries						
121 3401001	Salaries & Wages	179,019	135,765	123,819		
121 3401002	Salaries-Overtime		1,030	635		
Obj 001	Salaries	179,019	136,794	124,454		
Personnel Benefits						
121 3402002	Benefits-Direct	80,559	65,661	59,738		
121 3402003	Benefits-Indirect	26,853	20,519	18,668		
Obj 002	Personnel Benefits	107,412	86,181	78,406		
Supplies						
121 3403101	Office & Operating Supplies	3,645	1,359	2,023		
121 3403501	Small Tools & Minor Equipmen			37		
121 3403502	Computer Software	3,814	4,696	720		
Obj 003	Supplies	7,459	6,054	2,780		
Other Services - Charges						
121 3404101	Professional Services	13,238	8,568	1,839		
121 3404192	Prof Serv-Info Serv	23,259	23,979	20,646		
121 3404201	Communication-Telephone	480	90			
121 3404202	Communication-Postage	25	47	5		
121 3404292	Communication-TS Phone	144	144	132		
121 3404401	Advertising	1,741	876	824		
121 3404501	Operating Rentals & Lease	8,285	13,055	6,156		

2020 Final Budget
Expenditure
As of November 30, 2019

		2017 Actual	2018 Actual	2019 Current	2019 Budget	2020 Budget
County Road						
Planning						
Other Services - Charges						
121 3404701	Utility Services	520				
121 3404801	Repairs & Maintenance	763	32,368			
121 3404901	Miscellaneous	274	1,368	1,183	320,000	340,000
121 3404957	Intergov Prof Services			52,835		
Obj 004	Other Services - Charges	48,729	80,496	83,621	320,000	340,000
Intergovernmental Services						
121 3405101	xIntergov Prof Services	7,476	9,951			
Obj 005	Intergovernmental Services	7,476	9,951			
Sub 340	Planning	350,095	319,476	289,261	320,000	340,000
Facilities						
Salaries						
121 3501001	Salaries & Wages	63				
Obj 001	Salaries	63				
Personnel Benefits						
121 3502002	Benefits-Direct	28				
121 3502003	Benefits-Indirect	9				
Obj 002	Personnel Benefits	38				
Other Services - Charges						
121 3504801	Repairs & Maintenance		469			
121 3504901	Miscellaneous				50,000	50,000
Obj 004	Other Services - Charges		469		50,000	50,000
Sub 350	Facilities	100	469		50,000	50,000
Training						
Salaries						
121 3601001	Salaries & Wages	64,840	81,621	72,266		
121 3601002	Salaries-Overtime	1,746	3,813	3,652		
121 3601003	Salaries-Extra Help	2,071	3,103	4,386		
Obj 001	Salaries	68,657	88,537	80,304		
Personnel Benefits						
121 3602002	Benefits-Direct	30,310	41,548	37,103		
121 3602003	Benefits-Indirect	9,985	12,814	11,352		

2020 Final Budget
Expenditure
As of November 30, 2019

			2017 Actual	2018 Actual	2019 Current	2019 Budget	2020 Budget
County Road							
Training							
Obj 002	Personnel Benefits		40,295	54,363	48,455		
Supplies							
121 3603101		Office & Operating Supplies	1,524	450			
121 3603201		Fuel Consumed		78			
121 3603590		Small Attrac Computer/Monito		2,348			
Obj 003	Supplies		1,524	2,876			
Other Services - Charges							
121 3604101		Professional Services	6,435	2,700	1,451		
121 3604301		Travel	9,332	22,831	28,880		
121 3604501		Operating Rental & Leases	6,326	43,853	5,927		
121 3604801		Repair & Maintenance		846			
121 3604901		Miscellaneous	14,997	29,531	22,113	130,000	215,000
Obj 004	Other Services - Charges		37,090	99,762	58,372	130,000	215,000
Sub 360	Training		147,566	245,537	187,131	130,000	215,000
Undist indirect Labor Costs							
Salaries							
121 3701001		Salaries & Wages	907,036	917,536	747,552		
121 3701003		Salaries-Extra Help		840	985		
121 3701010		Accrued Annual Leave	48,253-	28,147-	8,426-		
Obj 001	Salaries		858,782	890,229	740,111		
Personnel Benefits							
121 3702002		Benefits-Direct	119,648	155,033	60,032		
121 3702003		Benefits-Indirect	813,098-	759,196-	699,510-		
121 3702004		Benefits-Bank Accruals	2,217	3,842	24,581-		
Obj 002	Personnel Benefits		691,233-	600,320-	664,059-		
Sub 370	Undist indirect Labor Costs		167,549	289,908	76,052		
Ending Fund Balance							
Reclassification & Cost Alloc.							
121 508200		Ending Fund Balance Restrict				727,012	5,535,605
Obj 000	Reclassification & Cost Alloc.					727,012	5,535,605
Sub 508	Ending Fund Balance					727,012	5,535,605

2020 Final Budget
Expenditure
As of November 30, 2019

		2017 Actual	2018 Actual	2019 Current	2019 Budget	2020 Budget
County Road						
Engineering						
Salaries						
121 5101001	Salaries & Wages	738,018	593,877	540,255		
121 5101002	Salaries-Overtime	77,903	63,006	48,462		
121 5101003	Salaries-Extra Help	2,495	1,290	5,723		
Obj 001	Salaries	818,416	658,173	594,439		
Personnel Benefits						
121 5102002	Benefits-Direct	367,540	315,164	283,394		
121 5102003	Benefits-Indirect	122,366	98,423	88,284		
Obj 002	Personnel Benefits	489,906	413,587	371,678		
Supplies						
121 5103101	Office & Operating Supplies	11,076	28,437	10,223		
Obj 003	Supplies	11,076	28,437	10,223		
Other Services - Charges						
121 5104101	Professional Services	1,639,626	1,791,189	2,360,681		
121 5104202	Communication-Postage	214	524	69		
121 5104301	Travel	134				
121 5104401	Advertising	6,203	8,035	4,297		
121 5104501	Operating Rentals & Lease	80,879	46,178	44,139		
121 5104701	Utility Services		9	898		
121 5104801	Repairs & Maintenance	22,742	25,527	35,583		
121 5104901	Miscellaneous	21,335		1,691		
121 5104957	Intergov Prof Services			2,956		
Obj 004	Other Services - Charges	1,771,132	1,871,461	2,450,314		
Intergovernmental Services						
121 5105101	C xIntergov Prof Services	1,746	4,730			
Obj 005	Intergovernmental Services	1,746	4,730			
Sub 510	Engineering	3,092,276	2,976,388	3,426,654		
Right of Way						
Salaries						
121 5201001	Salaries & Wages	85,468	70,623	110,849		
121 5201002	Salaries-Overtime	270	133	936		
121 5201003	Salaries-Extra Help	153				
Obj 001	Salaries	85,891	70,757	111,785		

2020 Final Budget
Expenditure
As of November 30, 2019

		2017 Actual	2018 Actual	2019 Current	2019 Budget	2020 Budget
County Road						
Right of Way						
Personnel Benefits						
121 5202002	Benefits-Direct	38,608	33,963	53,657		
121 5202003	Benefits-Indirect	12,861	10,614	16,768		
Obj 002	Personnel Benefits	51,469	44,577	70,424		
Supplies						
121 5203101	Office & Operating Supplies	5		8		
Obj 003	Supplies	5		8		
Other Services - Charges						
121 5204101	Professional Services	39,474	92,316	115,471		
121 5204501	Operating Rentals & Lease	2,157	261	437		
121 5204701	Utility Services		204	598		
121 5204901	Miscellaneous	679	254			
121 5204957	Intergov Prof Services			10,020		
Obj 004	Other Services - Charges	42,310	93,035	126,526		
Intergovernmental Services						
121 5205101	C xIntergov Prof Services	40				
Obj 005	Intergovernmental Services	40				
Capital Outlay						
121 5206101	Land Aquisition	769,406	558,258	1,839,902		
Obj 006	Capital Outlay	769,406	558,258	1,839,902		
Sub 520	Right of Way	949,120	766,626	2,148,644		
Roadway						
Salaries						
121 5301001	Salaries & Wages			442		
Obj 001	Salaries			442		
Personnel Benefits						
121 5302002	Benefits-Direct			212		
121 5302003	Benefits-Indirect			66		
Obj 002	Personnel Benefits			278		
Supplies						
121 5303101	Office & Operating Supplies	214,184	102,443	384		

2020 Final Budget
Expenditure
As of November 30, 2019

		2017 Actual	2018 Actual	2019 Current	2019 Budget	2020 Budget
County Road						
Roadway						
Obj 003	Supplies	214,184	102,443	384		
Other Services - Charges						
121 5304501	Operating Rentals & Lease			1,287		
121 5304801	Repairs & Maintenance	191,224	417,705	7,234		
Obj 004	Other Services - Charges	191,224	417,705	8,521		
Capital Outlay						
121 5306501	Construction Projects	3,429,720	3,776,784	2,515,136		
Obj 006	Capital Outlay	3,429,720	3,776,784	2,515,136		
Sub 530	Roadway	3,835,127	4,296,931	2,524,761		
Storm Drainage						
Capital Outlay						
121 5406501	Construction Projects	155,377	300,181	51,383		
Obj 006	Capital Outlay	155,377	300,181	51,383		
Sub 540	Storm Drainage	155,377	300,181	51,383		
Structures						
Salaries						
121 5501001	Salaries & Wages	289				
Obj 001	Salaries	289				
Personnel Benefits						
121 5502002	Benefits-Direct	130				
121 5502003	Benefits-Indirect	43				
Obj 002	Personnel Benefits	173				
Supplies						
121 5503101	Office & Operating Supplies	160,618				
Obj 003	Supplies	160,618				
Other Services - Charges						
121 5504501	Operating Rentals & Lease	285				
121 5504801	Repairs & Maintenance	54,805	584,548			
Obj 004	Other Services - Charges	55,090	584,548			

2020 Final Budget
Expenditure
As of November 30, 2019

		2017 Actual	2018 Actual	2019 Current	2019 Budget	2020 Budget
County Road						
Structures						
Capital Outlay						
121 5506501	Construction Projects	5,107,238	1,004,206	1,992,348		
Obj 006	Capital Outlay	5,107,238	1,004,206	1,992,348		
Sub 550	Structures	5,323,408	1,588,754	1,992,348		
Sidewalks						
Capital Outlay						
121 5616501	Construction Projects	81,723		103,856		
Obj 006	Capital Outlay	81,723		103,856		
Sub 561	Sidewalks	81,723		103,856		
Street Lighting						
Other Services - Charges						
121 5634801	Repairs & Maintenance	60,762				
Obj 004	Other Services - Charges	60,762				
Capital Outlay						
121 5636501	Construction Projects			77,000		
Obj 006	Capital Outlay			77,000		
Sub 563	Street Lighting	60,762		77,000		
Traffic Control Devices						
Salaries						
121 5641001	Salaries & Wages	9,682	10,518	4,656		
121 5641002	Salaries-Overtime	138	249			
Obj 001	Salaries	9,820	10,767	4,656		
Personnel Benefits						
121 5642002	Benefits-Direct	4,419	5,168	2,235		
121 5642003	Benefits-Indirect	1,473	1,615	698		
Obj 002	Personnel Benefits	5,892	6,783	2,933		
Supplies						
121 5643101	Office & Operating Supplies		118			
Obj 003	Supplies		118			

2020 Final Budget
Expenditure
As of November 30, 2019

		2017 Actual	2018 Actual	2019 Current	2019 Budget	2020 Budget
County Road						
Traffic Control Devices						
Other Services - Charges						
121 5644501	Operating Rentals & Lease	234		220		
121 5644801	Repairs & Maintenance	82,467	107,410			
Obj 004	Other Services - Charges	82,700	107,410	220		
Capital Outlay						
121 5646501	Construction Projects	826,453	252,096	147,935		
Obj 006	Capital Outlay	826,453	252,096	147,935		
Sub 564	Traffic Control Devices	924,865	377,174	155,743		
Parking Facilities Construct.						
Capital Outlay						
121 5656501	Construction in Progress	64,997	9,296			
Obj 006	Capital Outlay	64,997	9,296			
Sub 565	Parking Facilities Construct.	64,997	9,296			
Roadside Development						
Other Services - Charges						
121 5704801	Repairs & Maintenance		2,340			
Obj 004	Other Services - Charges		2,340			
Capital Outlay						
121 5706501	Construction Projects	63,449	16,496	41,550		
Obj 006	Capital Outlay	63,449	16,496	41,550		
Sub 570	Roadside Development	63,449	18,836	41,550		
Construction Admin & Overhead						
Salaries						
121 5901001	Salaries & Wages	15,246	20,477	15,996		
121 5901002	Salaries-Overtime	167		241		
121 5901003	Salaries-Extra Help		2,042	14		
Obj 001	Salaries	15,413	22,519	16,251		
Personnel Benefits						
121 5902002	Benefits-Direct	6,936	10,135	7,796		
121 5902003	Benefits-Indirect	2,312	3,072	2,436		
Obj 002	Personnel Benefits	9,248	13,207	10,232		

2020 Final Budget
Expenditure
As of November 30, 2019

		2017 Actual	2018 Actual	2019 Current	2019 Budget	2020 Budget
County Road						
Construction Admin & Overhead						
Supplies						
121 5903101	Office & Operating Supplies		151	4,126		
121 5903501	Small Tools & Minor Equipmen		288			
121 5903502	Computer Software		26,917			
Obj 003	Supplies		27,355	4,126		
Other Services - Charges						
121 5904101	Professional Services	14,763	87,472	150,884		
121 5904201	Communication-Telephone	2,865	5,316	5,234		
121 5904401	Advertising		414	864		
121 5904501	Operating Rentals & Lease	27,349	27,003	24,940		
121 5904701	Utility Services		37	569		
121 5904801	Repairs & Maintenance	72,655	49,934	670		
121 5904901	Miscellaneous	76	730	320		
121 5904957	Intergov Prof Services			2,251		
Obj 004	Other Services - Charges	117,708	170,904	185,731		
Intergovernmental Services						
121 5905101	C Intergov Prof Services	670	1,222			
Obj 005	Intergovernmental Services	670	1,222			
Capital Outlay						
121 5906501	CONSTRUCTION PROJECTS	172,439	513,357	307,885	12,160,200	13,729,200
Obj 006	Capital Outlay	172,439	513,357	307,885	12,160,200	13,729,200
Sub 590	Construction Admin & Overhead	315,478	748,565	524,225	12,160,200	13,729,200
Operating Transfers Out						
Reclassification & Cost Alloc.						
121 7000100	Operating Transfers Out	159,428	157,183	30,348	158,596	157,048
Obj 000	Reclassification & Cost Alloc.	159,428	157,183	30,348	158,596	157,048
Sub 700	Operating Transfers Out	159,428	157,183	30,348	158,596	157,048
Capitalized Expenditures						
Capital Outlay						
121 9426401	Machinery & Equipment			295,307	30,000	30,000
121 9436401	Machinery & Equipment	6,517	3,192	13,070	40,000	50,000
Obj 006	Capital Outlay	6,517	3,192	308,376	70,000	80,000
Sub 940	Capitalized Expenditures	6,517	3,192	308,376	70,000	80,000

2020 Final Budget
Expenditure
As of November 30, 2019

			2017 Actual	2018 Actual	2019 Current	2019 Budget	2020 Budget
County Road							
Operating Transfers Out							
Salaries							
121 9701001		Salaries & Wages	54,385	56,174	36,033		
121 9701002		Salaries-Overtime	1,732	2,467	6,019		
121 9701003		Salaries-Extra Help	904	794	761		
Obj 001	Salaries		57,021	59,435	42,813		
Personnel Benefits							
121 9702002		Benefits-Direct	25,407	28,253	20,180		
121 9702003		Benefits-Indirect	8,418	8,785	6,217		
Obj 002	Personnel Benefits		33,824	37,038	26,396		
Supplies							
121 9703101		Office & Operating Supplies	75,570	93,978	74,035		
Obj 003	Supplies		75,570	93,978	74,035		
Other Services - Charges							
121 9704101		Professional Services	5,601	30,713	21,455		
121 9704301		Travel			326		
121 9704501		Operating Rentals & Lease	13,803	37,455	38,524		
121 9704801		Repairs & Maintenance	25,156	1,632			
121 9704901		Miscellaneous		254,956	368,250		
Obj 004	Other Services - Charges		44,559	324,757	428,556		
Intergovernmental Services							
121 9705101			3,924				
Obj 005	Intergovernmental Services		3,924				
Sub 970	Operating Transfers Out		214,899	515,208	571,801		
Fnd 121	County Road		31,081,497	27,454,225	26,804,530	29,584,075	35,776,764

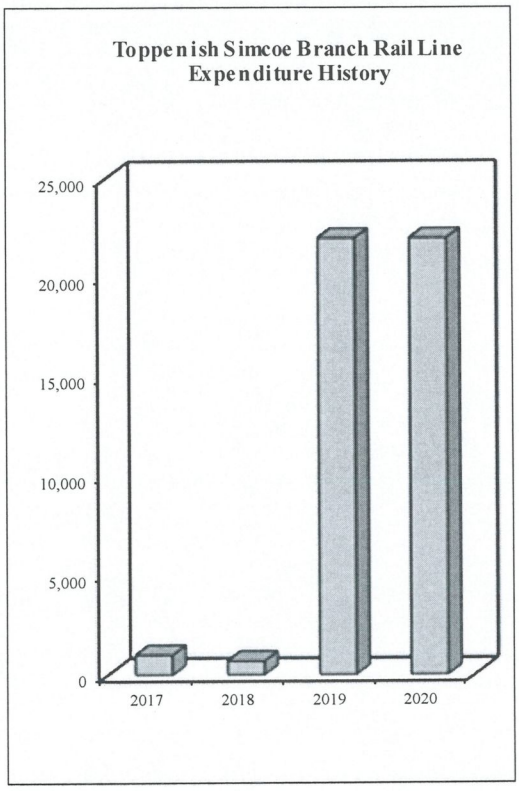

Toppenish Simcoe Branch Rail Line

Expenditures	2017 Actual	2018 Actual	2019 Budget	2020 Budget
Salaries & Wages	340	373	1,600	1,600
Personnel Benefits	204	235	960	960
Supplies	11	2	750	750
Other Services & Charges	458	82	3,650	3,646
Capital Improvements	-	-	15,000	15,000
Total Expenditures	1,013	692	21,960	21,956
Ending Fund Balance	76,357	88,837	70,440	87,265
Total	77,370	89,529	92,400	109,221

Program Description:

Provide administrative oversight of County owned Rail Line that interchanges with the BNSF Railway Company near Toppenish and runs approximately 22 miles to the terminus at Yakima Forest Products sawmills near White Swan

Major Objectives:

- To preserve the Branch Line as an operating freight rail line for the benefit of shippers on the line, and to minimize the impacts of freight trucking on County Roads.
- To work with Lease Operator to fund capital improvements to the line to improve service on the line, and to enhance economic opportunities in the Lower Yakima Valley.

Revenue/Expenditure Comment:

Revenues on the line are derived from operating lease payments received from the Lease Operator, and grant funding from Federal and State freight rail or Grade Crossing grant programs.

2020 Final Budget
Revenue
As of November 30, 2019

		2017 Actual	2018 Actual	2019 Current	2019 Budget	2020 Budget
Topp/Simcoe West Railroad						
REVENUES						
122 12230800001	Beginning Fund Balance				79,700	96,521
122 12236111001	Investment Interest	842	1,449	1,736	600	600
122 12236111032	Gain/Loss on Investments	71-	276-	422		
122 12236290001	Other Rents & Use Charges	12,000	12,000	12,000	12,000	12,000
122 12236991001	Other Misc Revenue				100	100
Fnd 122	Topp/Simcoe West Railroad	12,771	13,172	14,158	92,400	109,221

2020 Final Budget
Expenditure
As of November 30, 2019

		2017 Actual	2018 Actual	2019 Current	2019 Budget	2020 Budget
Topp/Simcoe & West Railroad						
TSWR Railroad Maintenance						
Reclassification & Cost Alloc.						
122 500200	Ending Fund Balance Restrict				70,440	87,265
Obj 000	Reclassification & Cost Alloc.				70,440	87,265
Salaries						
122 501001	Salaries & Wages	340	373	336	1,600	1,600
Obj 001	Salaries	340	373	336	1,600	1,600
Personnel Benefits						
122 502002	Benefits-Direct	153	179	161	960	960
122 502003	Benefits-Indirect	51	56	50		
Obj 002	Personnel Benefits	204	235	212	960	960
Supplies						
122 503101	Office & Operating Supplies	11	2		750	750
122 503501	Small Tools & Minor Equipmen					
Obj 003	Supplies	11	2		750	750
Other Services - Charges						
122 504101	Professional Services	328	29	28		
122 504125	Prof Serv-Indirect Costs	120	36	9	10	10
122 504191	Prof Serv-Purchasing Serv				30	32
122 504301	Travel					
122 504690	Insurance-Interfund	4	12	20	22	16
122 504801	Repairs & Maintenance	6	6			
122 504901	Miscellaneous				3,588	3,588
Obj 004	Other Services - Charges	458	82	57	3,650	3,646
Sub 050	TSWR Railroad Maintenance	1,013	692	604	77,400	94,221
Capital Improvements						
Capital Outlay						
122 9476501	Construction Projects				15,000	15,000
Obj 006	Capital Outlay				15,000	15,000
Sub 947	Capital Improvements				15,000	15,000
Fnd 122	Topp/Simcoe West Railroad	1,013	692	604	92,400	109,221

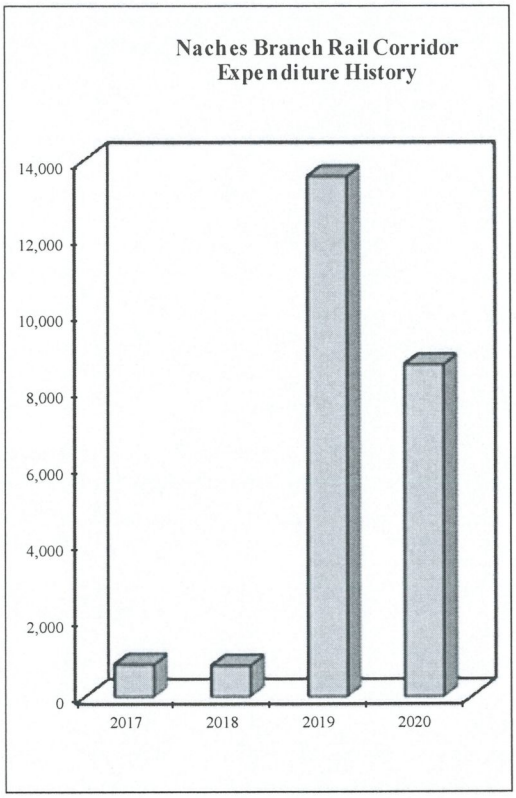

Naches Branch Rail Corridor

Expenditures	2017 Actual	2018 Actual	2019 Budget	2020 Budget
Salaries & Wages	512	400	4,200	4,200
Personnel Benefits	307	252	2,520	2,520
Supplies	10	2	1,200	1,200
Other Services & Charges	20	163	659	739
Intergovernmental Services	0	0	0	0
Capital Outlay	0	0	5,000	0
Operating Transfer Out	0	0	0	0
Total Expenditures	849	817	13,579	8,659
Ending Fund Balance	41,994	49,274	40,681	55,491
Total	42,843	50,091	54,260	64,150

Program Description:

Provide administrative oversight of County owned and Rail-banked rail corridor that runs from 40th Avenue to Naches along Highway 12.

Major Objectives:

- To preserve the Yakima to Naches rail corridor for future use as a transportation corridor.
- To partner with the Yakima Greenway Foundation to ensure the ongoing maintenance of the recently completed Naches Trail.
- To provide basic level maintenance on property which has not been utilized as the Greenway trail.

Revenue/Expenditure Comments:

Revenues on the line are derived from property lease payments received and from disposal of non-mainline property along the corridor. All ongoing operation and maintenance expenditures for the Naches Trail are provided directly buy the Yakima Greenway Foundation. The Naches Rail fund supports the ongoing maintenance of areas that ate outside of the Greenway Foundation's responsibility.

2020 Final Budget
Revenue
As of November 30, 2019

		2017 Actual	2018 Actual	2019 Current	2019 Budget	2020 Budget
Naches Rail Branch						
REVENUES						
123 12330800001	Beginning Fund Balance				48,150	56,540
123 12336111001	Investment Interest	463	842	981	110	110
123 12336111032	Gain/Loss on Investments	117-	43-	222		
123 12336290001	Other Rents & Use Charges	7,009	7,299	7,502	6,000	7,500
Fnd 123	Naches Rail Branch	7,355	8,097	8,705	54,260	64,150

2020 Final Budget
Expenditure
As of November 30, 2019

		2017 Actual	2018 Actual	2019 Current	2019 Budget	2020 Budget
Naches Rail Branch						
Naches Rail Branch Maintenance						
Reclassification & Cost Alloc.						
123 500200	Ending Fund Balance Committe				40,681	55,491
Obj 000	Reclassification & Cost Alloc.				40,681	55,491
Salaries						
123 501001	Salaries-Wages	512	400	627	4,200	4,200
Obj 001	Salaries	512	400	627	4,200	4,200
Personnel Benefits						
123 502002	Benefits-Direct	230	192	301	2,520	2,520
123 502003	Benefits-Indirect	77	60	94		
Obj 002	Personnel Benefits	307	252	395	2,520	2,520
Supplies						
123 503101	Office & Operating Supplies	10	2		1,200	1,200
123 503501	Small Tools & Minor Equipmen					
Obj 003	Supplies	10	2		1,200	1,200
Other Services - Charges						
123 504101	Professional Services	4	1			
123 504125	Prof Serv-Indirect Costs	4	26	3	3	3
123 504191	Prof Serv-Purchasing Serv		57	56	61	67
123 504690	Insurance-Interfund	6	76	12	13	10
123 504801	Repair - Maintenance	6	4			
123 504901	Insurance-Interfund				582	659
Obj 004	Other Services - Charges	20	163	71	659	739
Sub 050	Naches Rail Branch Maintenance	848	817	1,093	49,260	64,150
Capital Improvements						
Capital Outlay						
123 9476501	Construction Projects				5,000	
Obj 006	Capital Outlay				5,000	
Sub 947	Capital Improvements				5,000	
Fnd 123	Naches Rail Branch	848	817	1,093	54,260	64,150

Flood Control Zone District

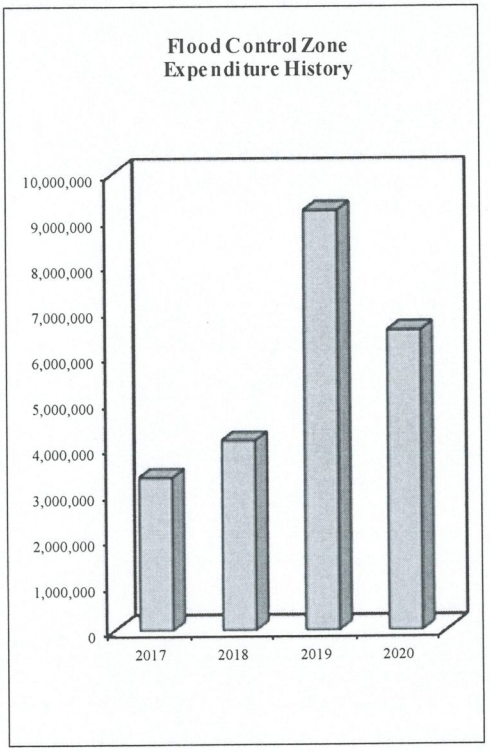

Expenditures	2017 Actual	2018 Actual	2019 Budget	2020 Budget
Salaries & Wages	799,691	602,589	797,155	889,500
Personnel Benefits	297,497	189,896	409,765	328,000
Supplies	15,059	14,283	15,898	15,500
Other Services & Charges	767,573	590,683	368,424	550,433
Intergovernmental Services	428,895	418,258	0	0
Capital Outlay	1,011,626	1,504,632	7,602,430	4,751,550
Debt Service	24,164	24,164	0	23,017
Total Expenditures	3,344,505	3,344,505	9,193,672	6,558,000
Ending Fund Balance	2,123,779	1,651,162	1,244,701	2,527,673
Total	5,468,284	4,995,667	10,438,373	9,085,673

Staffing – by Public Works Surface Water Management Division and Road Maintenance Division staff who dedicate part of their time to the program.

Program Description:

The Countywide Flood Control Zone District is responsible for carrying out activities to: (1) reduce or mitigate existing flooding problems and risk, (2) prevent the creation of new flooding problems, (3) ensure that the existing flood protection systems are properly maintained, and (4) enhance understanding of floodplain and river systems to provide direction on best use of Yakima County and basin resources to meet the first three activities.

General program activities include: public education and technical assistance, identification of areas of high flood hazard for mitigation measures, long term flood management planning, projects to protect public infrastructure, minor bank stabilization projects, levee and flood gate maintenance, and enhancing flood related maps through technical studies and utilization of Geographic Information Systems (GIS).

Major Objectives:

- To develop collaborative partnerships within the County and Yakima basin to maximize flood benefits and reduce overall costs though the provision of technical resources and common initiatives.
- To inform the public and county municipalities of flood risk and assist local citizen initiatives to reduce same.
- To inspect and maintain levees and floodgates within Corps of Engineers programs.
- To implement the Ahtanum/Wide Hollow, Upper Yakima and Lower Naches Comprehensive Flood Hazard Management Plans.
- To develop flood planning tools in the lower Yakima River and Upper Naches over the next several years.
- To investigate the need for early warning systems and better access to flood fighting equipment.
- To assist local agencies in managing development in flood prone areas.
- To develop more accurate floodplain maps, delineate high hazard areas, and where necessary, work with the Federal Emergency Management Agency (FEMA) to update flood maps and communicate flood risks.
- To ensure District compliance with the Endangered Species Act listings of Bull Trout and Steelhead while carrying out its activities.

Flood Control Zone District (cont.)

- Provide input to Basin Initiates such as the Yakima Basin Fish and Wildlife Recovery Board and the Yakima Basin Integrated Plan.
- To administer and manage the staff and activities of the Countywide Flood Control Zone District.

Revenue/Expenditure Comment:

Construction of major flood reduction projects is included in the 2017 projected expenditures along with long range planning efforts to further flood mitigation. The FCZD has accumulated reserves that will be used to: (a) cover operational costs that are temporarily in excess of annual revenues, (b) provide funds for future flood fighting and levee repairs, and (c) provide funding for on the ground projects. It is also necessary to reserve funds to be used as match for future grant applications.

2020 Final Budget
Revenue
As of November 30, 2019

		2017 Actual	2018 Actual	2019 Current	2019 Budget	2020 Budget
Flood Control						
REVENUES						
125 12530800001	Beginning Fund Balance				1,103,516	1,244,700
125 12531110001	Real Property	1,469,433	1,497,821	1,530,995	1,544,764	1,606,555
125 12531130001	Sale of Tax Title Property	16		29	149	58
125 12531720001	Leasehold Excise Tax	2,699	2,399	1,548	2,494	2,342
125 12533115608	Fish & Wildlife Mgt Assist	21,382	13,223			
125 12533197045	FEMA - State/Local Support	29,887	8,786			
125 12533215601	Wildlife Refuge	119	118	118	119	118
125 12533311438	Dept commerc-Salmon Restortn					150,000
125 12533397039	WSDM/FEMA-HMGP					500,000
125 12533397047	FEMA - Pre-Disaster Mitigati	410,904	85,810			
125 12533403101	Dept of Ecology-FCAAP				7,777,200	4,423,000
125 12533403112	Dept of Ecology-Water Qualit	625,831	527,464	150,026		
125 12533403116	Dept of Ecology-FCZD	1,278,195	1,513,179	454,668		1,145,000
125 12533602311	DNR PILT NAP/NRCA	377	412			
125 12533602511	In Lieu of Taxes- State	572	1,362	1,371	1,009	1,600
125 12534175002	Sales Plans NT	400	375	410	140	300
125 12536111001	Investment Interest	11,902	23,466	20,528	9,325	12,000
125 12536111032	Gain/Loss on Investments	885-	1,282	514	343-	
125 12536711001	Donations From Private Sourc	75,000	600			
125 12536991001	Other Misc Revenue					
125 12537910002	Capital Contrib-Interfund IN			528,587		
Fnd 125	Flood Control	3,925,833	3,676,295	2,688,794	10,438,373	9,085,673

2020 Final Budget
Expenditure
As of November 30, 2019

		2017 Actual	2018 Actual	2019 Current	2019 Budget	2020 Budget
Flood Control						
Administration						
Reclassification & Cost Alloc.						
125 310200	Ending Fund Balance Restrict				1,244,701	2,527,673
Obj 000	Reclassification & Cost Alloc.				1,244,701	2,527,673
Salaries						
125 311001	Salaries & Wages	280,130	268,678	287,053	223,340	280,000
125 311002	Salaries-Overtime	1,157	1,486	2,472	833	1,500
125 311003	Salaries-Extra Help	555	59			
125 311010	Accrued Annual Leave	3,732	10,003-	37,464-	3,098	3,000
Obj 001	Salaries	285,573	260,220	252,061	227,271	284,500
Personnel Benefits						
125 312002	Benefits-Direct	76,513	69,106	98,621	107,020	84,000
125 312003	Benefits-Indirect	60,755-	61,405-	53,594-	58,682	
125 312004	Benefits-Bank Accruals	1,126	431-	1,349		
Obj 002	Personnel Benefits	16,884	7,271	46,376	165,702	84,000
Supplies						
125 313101	Office & Operating Supplies	3,242	2,393	2,921	3,444	3,000
125 313501	Small Tools & Minor Equipmen	815	4,160	187		
125 313502	Computer Software	2,622	2,794	11,559	6,285	6,000
125 313590	Small Attrac Computer/Monito	303	243		369	
Obj 003	Supplies	6,982	9,590	14,667	10,098	9,000
Other Services - Charges						
125 314101	Professional Services	3,403	2,705	8		
125 314125	Prof Serv-Indirect Costs	47,402	63,280	60,967	66,509	65,567
125 314191	Prof Serv-Purchasing Serv	2,212	3,598	3,515	3,834	4,161
125 314192	Prof Serv-Tech Services	20,554	21,150	23,480	72,597	82,765
125 314198	Prof Services - GIS	78,509	80,765	75,706	82,588	84,333
125 314199	Prof Serv - DOS	3,688	3,728	3,609	3,937	4,329
125 314201	Communications-Telephone	649	678	359	1,006	958
125 314202	Communications-Postage	316	462	695	695	600
125 314292	Communication-TS Phone	957	958	930	1,015	1,000
125 314301	Travel	1,565	1,386	7,940	2,506	2,500
125 314401	Advertising	2,304	5,100	27,633		6,000
125 314501	Operating Rental & Leases	3,068	2,495	2,635	3,686	3,000
125 314590	Rent-Facilities Maint	36,828	35,501	32,543	35,501	35,501
125 314690	Insurance-Interfund	9,667	8,538	16,320	17,804	14,177
125 314701	Utilities-Services	973				
125 314801	Repair & Maintenance	14,542	1,125	4,710		
125 314901	Miscellaneous	2,710	3,610	7,475	4,895	3,500

2020 Final Budget
Expenditure
As of November 30, 2019

		2017 Actual	2018 Actual	2019 Current	2019 Budget	2020 Budget
Flood Control						
Administration						
Other Services - Charges						
125 314945	Misc-Interest on Tax Refunds	7	9	46	11	12
125 314957	Inter Gov Prof Services				654	
125 314958	Tax / Operating Assessments			995	556	1,000
Obj 004	Other Services - Charges	229,353	235,089	269,566	297,794	309,403
Intergovernmental Services						
125 315301	C External Taxes & Oper Assess	1,181	732			
Obj 005	Intergovernmental Services	1,181	732			
Capital Outlay						
125 316401	Machinery & Equipment		3,192			
Obj 006	Capital Outlay		3,192			
Sub 031	Administration	539,974	516,093	582,670	1,945,566	3,214,576
Planning						
Salaries						
125 321001	Salaries & Wages	206,752	218,456	164,458	213,510	210,000
125 321002	Salaries-Overtime	7,031	6,881	2,341	5,404	50,000
125 321003	Salaries-Extra Help		8,450	50		
Obj 001	Salaries	213,783	233,787	166,849	218,914	260,000
Personnel Benefits						
125 322002	Benefits-Direct	87,928	101,503	72,141	70,370	90,000
125 322003	Benefits-Indirect	28,270	30,923	21,786	30,450	30,000
Obj 002	Personnel Benefits	116,199	132,426	93,928	100,820	120,000
Supplies						
125 323101	Office & Operating Supplies	6,712	6,988	1,928		3,000
125 323501	Small Tools & Minor Equipmen			60		
125 323590	Small Attrac Computer/Monito		334			
Obj 003	Supplies	6,712	7,322	1,988		3,000
Other Services - Charges						
125 324101	Professional Services	159,465	185,993	80,805		30,000
125 324192	Prof Serv-Tech Services	37,412	38,497	42,738		
125 324202	Communications-Postage	24	57	19	154	30
125 324301	Travel	2,017	1,135		979	1,200
125 324401	Advertising	9,416	2,862	170	5,097	6,000

2020 Final Budget
Expenditure
As of November 30, 2019

		2017 Actual	2018 Actual	2019 Current	2019 Budget	2020 Budget
Flood Control						
Planning						
Other Services - Charges						
125 324501	Operating Rental & Leases	5,960	8,476	5,825	6,248	6,000
125 324801	Repair & Maintenance	11,832		29,680-	1,807	2,000
125 324901	Miscellaneous	3,395	7,658	1,288		
125 324957	Intergov Prof Services			459		
125 324958	Tax / Operating Assessments				278	300
Obj 004	Other Services - Charges	229,522	244,678	101,624	14,563	45,530
Intergovernmental Services						
125 325101	C xIntergov Prof Services	414,585	81,763			
125 325301	External Taxes & Oper Assess	287	299			
Obj 005	Intergovernmental Services	414,872	82,062			
Capital Outlay						
125 326101	Capital Outlay - Land		4,950			
125 326501	Machinery & Equipment		216,394	54,773		
Obj 006	Capital Outlay		221,344	54,773		
Sub 032	Planning	981,087	921,619	419,161	334,297	428,530
FCZD Project						
Salaries						
125 331001	Salaries & Wages	12,436	9,208	6,605	7,180	5,000
125 331003	Salaries-Extra Help	49				
Obj 001	Salaries	12,486	9,208	6,605	7,180	5,000
Personnel Benefits						
125 332002	Benefits-Direct	5,011	3,917	2,774	1,670	1,500
125 332003	Benefits-Indirect	1,630	1,214	859	1,150	1,000
Obj 002	Personnel Benefits	6,642	5,131	3,633	2,820	2,500
Supplies						
125 333101	Office & Operating Supplies			166		
Obj 003	Supplies			166		
Other Services - Charges						
125 334101	Professional Services	60,604	13,083	4,611		
125 334501	Operating Rental & Leases		5	90		
Obj 004	Other Services - Charges	60,604	13,088	4,701		

2020 Final Budget
Expenditure
As of November 30, 2019

			2017 Actual	2018 Actual	2019 Current	2019 Budget	2020 Budget
Flood Control							
Sub 033	FCZD Project		79,731	27,427	15,104	10,000	7,500
Maintenance							
Salaries							
125 351001		Salaries & Wages	88,090	48,529	14,435	60,060	60,000
125 351002		Salaries-Overtime	2,274				
125 351003		Salaries-Extra Help	383		113		
Obj 001	Salaries		90,747	48,529	14,548	60,060	60,000
Personnel Benefits							
125 352002		Benefits-Direct	37,791	22,310	6,581	20,010	19,200
125 352003		Benefits-Indirect	12,380	6,951	2,044	4,873	4,800
Obj 002	Personnel Benefits		50,171	29,261	8,624	24,883	24,000
Supplies							
125 353101		Office & Operating Supplies	462	3,819	979	800	500
125 353201		Fuel Consumed	52				
125 353501		Small Tools & Minor Equipmen	75				
Obj 003	Supplies		589	3,819	979	800	500
Other Services - Charges							
125 354101		Professional Services	2,440	15,214	14,135		5,000
125 354301		Travel	91				
125 354501		Operating Rental & Leases	33,693	52,241	5,160	25,021	30,000
125 354701		Utilities-Services	880	1,945			
125 354801		Repair & Maintenance	33,671	168,843	96,240-	11,746	50,000
125 354901		Miscellaneous	428	870			
125 354957		Intergov Payments		4,660	545		3,000
Obj 004	Other Services - Charges		71,204	243,773	76,400-	36,767	88,000
Intergovernmental Services							
125 355101		C xIntergov Payments	2,205	4,402			
Obj 005	Intergovernmental Services		2,205	4,402			
Debt Service-Principal							
125 357801		Principal on Debt	17,017	17,017	17,017		17,017
Obj 007	Debt Service-Principal		17,017	17,017	17,017		17,017
Debt Service-Interest							
125 358301		Interest on Interfund Debt					6,000

2020 Final Budget
Expenditure
As of November 30, 2019

		2017 Actual	2018 Actual	2019 Current	2019 Budget	2020 Budget
Flood Control						
Maintenance						
Obj 008	Debt Service-Interest					6,000
Sub 035	Maintenance	231,932	346,801	35,232-	122,510	195,517
Debt Service						
Debt Service-Interest						
125 928301	Interest - External Debt	7,147	6,637	6,126		
Obj 008	Debt Service-Interest	7,147	6,637	6,126		
Sub 092	Debt Service	7,147	6,637	6,126		
Capital						
Salaries						
125 931001	Salaries & Wages	193,198	216,896	200,948	283,730	280,000
125 931002	Salaries-Overtime	3,322	2,476	1,179		
125 931003	Salaries-Extra Help	583		389		
Obj 001	Salaries	197,102	219,372	202,515	283,730	280,000
Personnel Benefits						
125 932002	Benefits-Direct	81,082	94,502	86,427	80,370	75,000
125 932003	Benefits-Indirect	26,520	29,308	26,768	35,170	22,500
Obj 002	Personnel Benefits	107,602	123,810	113,195	115,540	97,500
Supplies						
125 933101	Office & Operating Supplies	776	4,258	5,242	5,000	3,000
Obj 003	Supplies	776	4,258	5,242	5,000	3,000
Other Services - Charges						
125 934101	Professional Services	133,371	88,616	112,171		70,000
125 934202	Communications-Postage	13	66	22		
125 934301	Travel		132		400	
125 934401	Advertising	2,227	564	5,820	1,400	1,500
125 934501	Operating Rental & Leases	5,062	15,041	2,679	9,000	6,000
125 934701	Utilities-Services		109			
125 934801	Repair & Maintenance		326,640	186,976		
125 934901	Miscellaneous	36,216	462	519	7,000	
125 934957	Intergovernmental Payments			108,102	1,500	30,000
Obj 004	Other Services - Charges	176,890	431,629	416,289	19,300	107,500

2020 Final Budget
Expenditure
As of November 30, 2019

		2017 Actual	2018 Actual	2019 Current	2019 Budget	2020 Budget
Flood Control						
Capital						
Intergovernmental Services						
125 935101	C Ixntergovernmental Payments	10,636	32,382			
Obj 005	Intergovernmental Services	10,636	32,382			
Capital Outlay						
125 936101	Land	612,987	1,029,278	263,111	157,000	
125 936301	Other Improvements				7,445,430	4,751,550
125 936501	Construction in Progress	398,639	489,606	392,656		
Obj 006	Capital Outlay	1,011,626	1,518,884	655,767	7,602,430	4,751,550
Sub 093	Capital	1,504,632	2,330,336	1,393,009	8,026,000	5,239,550
Fnd 125	Flood Control	3,344,504	4,148,912	2,380,839	10,438,373	9,085,673

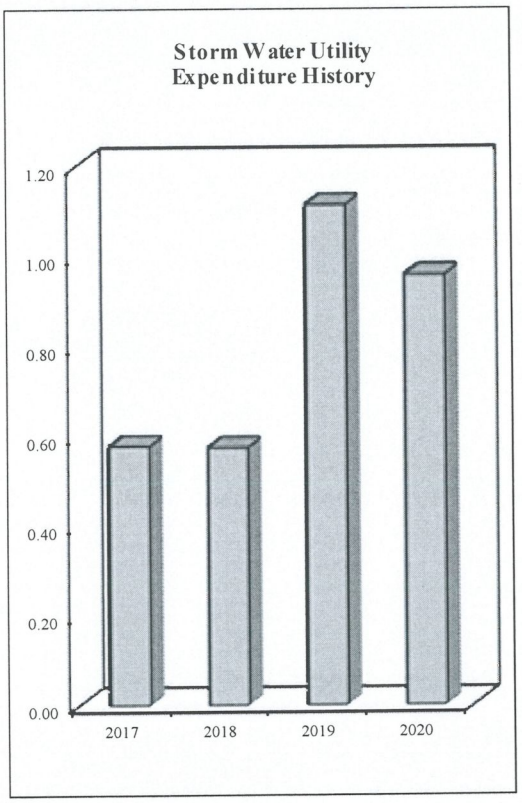

Yakima County Stormwater Utility

Expenditures	2017 Actual	2018 Actual	2019 Budget	2020 Budget
Salaries & Wages	193,693	216,093	338,011	369,459
Personnel Benefits	111,042	127,524	144,101	158,657
Supplies	2,924	4,101	10,878	803
Other Services & Charges	1,118,513	197,049	619,261	426,816
Intergovernmental Services	19,407	29,260	-	-
Capital Outlay	-	-	-	-
Total Expenditures	1,445,579	574,027	1,112,251	955,735
Ending Fund Equity	1,834,329	1,811,532	1,197,619	1,016,500
Total	3,279,908	2,385,559	2,309,870	1,972,235

Program Description:

The Yakima County Stormwater Utility is responsible for carrying out activities to: (1) comply with the requirements of the Eastern Washington Phase II Municipal Stormwater Permit issued by the Washington Department of Ecology under the Clean Water Act, (2) protect water quality and prevent the creation of new water quality problems, (3) ensure that the existing stormwater conveyance and treatment systems are properly maintained, and (4) enhance understanding of the impacts of development, land use, impervious surfaces and runoff to provide direction on best use of Yakima County and basin resources to meet the first three activities.

General program activities include: public education, stormwater management planning, projects to protect public water quality discharged from the municipal separate storm sewer system, and enhancing runoff water quality through technical studies and utilization of Geographic Information Systems (GIS).

Major Objectives:

- Administer the stormwater system compliance.
- Administer the utility ordinance and all regulations and procedures related to the utility stormwater system compliance.
- Advise the County's governing body and other County departments and divisions on matters relating to stormwater, water quality, and the utility.
- Prepare and periodically revise comprehensive stormwater management and drainage plans.
- Develop standards and ordinances relating to stormwater drainage and treatment to apply to new development and redevelopment.
- Enforce regulations to protect and maintain water quality and quantity within the stormwater system in compliance with receiving body water quality standards.
- Annually analyze the cost of services and benefits provided to utility customers and prepare budgets for adoption by the County's governing body.
- Perform all other activities allowable by law and required to ensure compliance with state and federal stormwater and water quality laws.
- Develop collaborative partnerships within the County and Yakima basin to maximize water quality benefits and reduce overall costs.
- Provide input to Basin Initiates related to surface water quality such as TMDLs and water quality improvement projects.
- Administer and manage the staff and activities of the County Stormwater Utility.

Yakima County Stormwater Utility (cont.)

Revenue/Expenditure Comment:

Construction of major stormwater utility projects is not included in the 2013 projected expenditures. The Stormwater Utility has been awarded a grant to convert outfalls to infiltration systems that reduce the volume of discharge, improve water quality, and reduce sampling liability. The Stormwater Utility has accumulated reserves that will be used to: (a) cover operational costs that are temporarily in excess of annual revenues, (b) provide funds for future permit compliance, and (c) provide grant match funding for on the ground projects. It is also necessary to reserve funds to be used as match for future grant applications.

2020 Final Budget
Revenue
As of November 30, 2019

		2017 Actual	2018 Actual	2019 Current	2019 Budget	2020 Budget
Storm Water Utility						
REVENUES						
126 12630800001	Beginning Fund Balance				1,814,900	1,197,619
126 12633403112	Dept of Ecology-Water Qualit	148,644		10,388		234,419
126 12634529091	Environmental RSPG Cities	14,430	14,706			
126 12636111001	Investment Interest	21,701	33,959	35,459	9,497	22,656
126 12636111032	Gain/Loss on Investments	520-	699-	6,576	503	
126 12636141001	Interest OP Assessment	108		6		
126 12636851001	Operating Special Assessment	485,030	503,264	506,928	484,970	517,541
126 12636851002	Operating Special Assess 2	295		10		
Fnd 126	Storm Water Utility	669,689	551,229	559,366	2,309,870	1,972,235

2020 Final Budget
Expenditure
As of November 30, 2019

			2017 Actual	2018 Actual	2019 Current	2019 Budget	2020 Budget
Storm Water Utility							
Sub 400	Maintenance		20,448	74,024	21,527	52,048	36,069
Capital							
Salaries							
126 9401001		Salaries & Benefits			14,640		
126 9401002		Salaries-Overtime			20		
Obj 001	Salaries				14,660		
Personnel Benefits							
126 9402002		Benefits-Direct			6,402		
126 9402003		Benefits-Indirect			1,969		
Obj 002	Personnel Benefits				8,371		
Other Services - Charges							
126 9404501		Operating Rental & Leases			399		
Obj 004	Other Services - Charges				399		
Sub 940	Capital				23,430		
Fnd 126	Storm Water Utility		577,808	574,026	432,041	2,309,870	1,972,235

2020 Final Budget
Expenditure
As of November 30, 2019

			2017 Actual	2018 Actual	2019 Current	2019 Budget	2020 Budget
Storm Water Utility							
Administration							
Reclassification & Cost Alloc.							
126 1000200		Ending Fund Balance Restrict				1,197,619	1,016,500
Obj 000	Reclassification & Cost Alloc.					1,197,619	1,016,500
Salaries							
126 1001001		Salaries & Wages	61,892	26,055	50,204	48,580	50,028
126 1001002		Salaries-Overtime	4	29		32	33
126 1001003		Salaries-Extra Help	3,151			3,200	3,200
126 1001010		Accrued Annual Leave	1,485	2,455-	583-	857	899
Obj 001	Salaries		66,531	23,630	49,621	52,669	54,160
Personnel Benefits							
126 1002002		Benefits-Direct	42,058	19,713	24,059	13,730	14,142
126 1002003		Benefits-Indirect	7,898	2,880	6,642	5,890	6,067
Obj 002	Personnel Benefits		49,956	22,593	30,701	19,620	20,209
Supplies							
126 1003101		Office & Operating Supplies	237	208	205	521	485
126 1003501		Small Tools & Minor Equipmen	3	108	31		
126 1003502		Computer Software		4	107		
126 1003590		Small Attrac Computer/Monito		34			
Obj 003	Supplies		240	354	342	521	485
Other Services - Charges							
126 1004101		Professional Services	262	405	1	575	541
126 1004125		Prof Serv-Indirect	7,799	2,865	5,830	6,360	6,367
126 1004191		Prof Serv-Purchasing	864	437	424	463	501
126 1004192		Prof Serv-Tech Services	24,841	25,563	28,379	30,959	35,470
126 1004198		Prof Services - GIS	33,646	34,613	32,445	35,395	36,143
126 1004199		Prof Serv - DOS	1,580	1,598	1,547	1,688	1,856
126 1004292		Communications-TS Phone	411	410	398	434	410
126 1004301		Travel	3,493	29	30	1,224	993
126 1004401		Advertising			2		
126 1004501		Operating Rental & Leases	1,148	977	1,464	1,116	1,093
126 1004590		Rent-Facilities Maint	15,783	15,215	13,947	15,215	15,215
126 1004690		Insurance-Interfund	821	1,049	1,733	1,891	1,657
126 1004801		Repair & Maintenance	46	36	8		
126 1004901		Miscellaneous	2,215	45	271	1,332	903
Obj 004	Other Services - Charges		92,908	83,242	86,482	96,652	101,149
Sub 100	Administration		209,635	129,819	167,146	1,367,081	1,192,503

2020 Final Budget
Expenditure
As of November 30, 2019

		2017 Actual	2018 Actual	2019 Current	2019 Budget	2020 Budget
Storm Water Utility						
Planning						
Salaries						
126 2001001	Salaries & Wages	127,174	172,349	109,445	189,230	211,037
126 2001002	Salaries-Overtime	1,635	3,022	2,543		
126 2001003	Salaries-Extra Help	2,470				
Obj 001	Salaries	131,279	175,371	111,988	189,230	211,037
Personnel Benefits						
126 2002002	Benefits-Direct	52,474	71,903	46,752	57,340	63,963
126 2002003	Benefits-Indirect	17,075	22,260	14,469	24,580	27,419
Obj 002	Personnel Benefits	69,550	94,163	61,221	81,920	91,382
Supplies						
126 2003101	Office & Operating Supplies	1,437	2,881	4,782		
126 2003501	Small Tools & Minor Equipmen				18	12
126 2003590	Small Attrac Computer/Monito				198	
Obj 003	Supplies	1,437	2,881	4,782	216	12
Other Services - Charges						
126 2004101	Professional Services	19,500	62,613	29,048	218,859	231,502
126 2004202	Communications-Postage					200
126 2004301	Travel	3,684	951	465	1,942	1,788
126 2004401	Advertising	204				
126 2004501	Operating Rental & Leases	3,062	3,893	1,871	2,878	2,540
126 2004901	Miscellaneous	5,695	1,052		2,931	2,555
126 2004957	Intergov Prof Serv			10,563	12,000	15,451
Obj 004	Other Services - Charges	32,145	68,510	41,948	238,610	254,036
Intergovernmental Services						
126 2005101	C xIntergov Prof Serv	14,500	29,260			
Obj 005	Intergovernmental Services	14,500	29,260			
Sub 200	Planning	248,911	370,183	219,939	509,976	556,467
Projects						
Salaries						
126 3001001	Salaries & Wages	3,364			81,100	90,444
126 3001003	Salaries-Extra Help				1,045	351
Obj 001	Salaries	3,364			82,145	90,795

2020 Final Budget
Expenditure
As of November 30, 2019

		2017 Actual	2018 Actual	2019 Current	2019 Budget	2020 Budget
Storm Water Utility						
Projects						
Personnel Benefits						
126 3002002	Benefits-Direct	1,370			24,580	27,419
126 3002003	Benefits-Indirect	447			10,540	11,752
Obj 002	Personnel Benefits	1,817			35,120	39,171
Supplies						
126 3003502	Computer Software				10,000	
Obj 003	Supplies				10,000	
Other Services - Charges						
126 3004101	Professional Services	93,633			30,000	30,800
126 3004202	Communications-Postage				1,000	
126 3004401	Advertising				1,500	1,000
126 3004801	Repair & Maintenance				221,000	25,430
Obj 004	Other Services - Charges	93,633			253,500	57,230
Sub 300	Projects	98,814			380,765	187,196
Maintenance						
Salaries						
126 4001001	Salaries & Benefits	9,865	16,696	7,432	13,708	12,958
126 4001002	Salaries-Overtime	543	397	2,311	259	509
126 4001003	Salaries-Extra Help			71		
Obj 001	Salaries	10,408	17,092	9,814	13,967	13,467
Personnel Benefits						
126 4002002	Benefits-Direct	4,683	8,204	4,687	5,590	5,969
126 4002003	Benefits-Indirect	1,560	2,564	1,462	1,851	1,926
Obj 002	Personnel Benefits	6,243	10,768	6,149	7,441	7,895
Supplies						
126 4003101	Office & Operating Supplies	143	866		141	306
Obj 003	Supplies	143	866		141	306
Other Services - Charges						
126 4004101	Professional Services			2,535		
126 4004501	Operating Rental & Leases	3,654	5,418	3,029	6,499	6,283
126 4004701	Utilities-Services		73			
126 4004801	Repair & Maintenance		39,806		24,000	8,118
Obj 004	Other Services - Charges	3,654	45,297	5,564	30,499	14,401

Affordable & Supportive Housing Tax

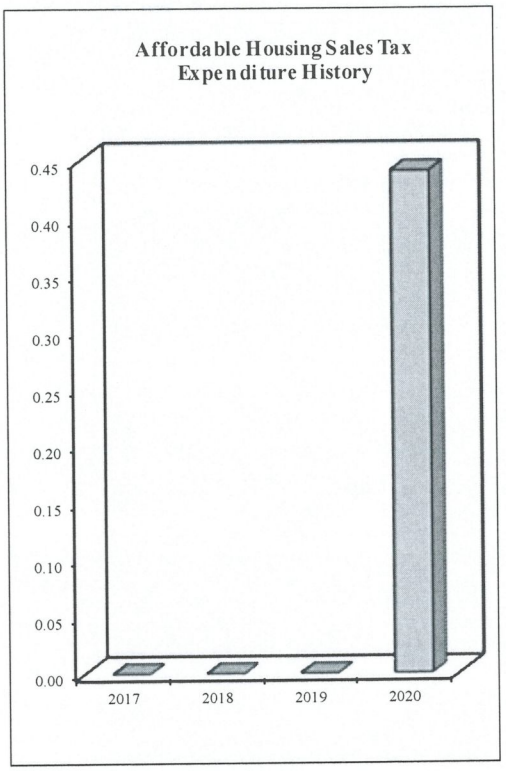

Expenditures	2017 Actual	2018 Actual	2019 Budget	2020 Actual
Salaries & Wages	-	-	-	-
Personnel Benefits	-	-	-	-
Supplies	-	-	-	-
Other Services & Charges	-	-	-	439,570
Capital Outlay	-	-	-	-
Programs	-	-	-	-
Total Expenditures	-	-	-	439,570
Ending Fund Balance	-	-	-	-
Total	-	-	-	439,570

Program Description:

Washington State Legislature passed House Bill 1406 in 2019, allowing county and city legislative authorities to implement a local sales tax to fund affordable or supportive housing, to be credited against the state sales tax collected in the jurisdiction. The Yakima County Board of Commissioners approved the passage of the 0.0146 percent sales and use tax later that year to support the development of affordable and supportive Housing.

Major Objectives:

Encouraging investments in affordable and supportive housing.

Revenue/Expenditure Comment:

The tax expires 20 years after the jurisdiction first imposes the tax.

2020 Final Budget
Revenue
As of November 30, 2019

		2017 Actual	2018 Actual	2019 Current	2019 Budget	2020 Budget
Affordable Housing Sales Tax						
REVENUES						
127 12730800001	Beginning Fund Balance					87,914
127 12731327001	Affordable Housing Sales Tax			536		351,656
Fnd 127	Affordable Housing Sales Tax			536		439,570

2020 Final Budget
Expenditure
As of November 30, 2019

		2017 Actual	2018 Actual	2019 Current	2019 Budget	2020 Budget
Affordable Housing Sales Tax						
Affordable Housing						
Other Services - Charges						
127 1274101	Prof Services					439,570
Obj 004	Other Services - Charges					439,570
Fnd 127	Affordable Housing Sales Tax					439,570

Code Enforcement

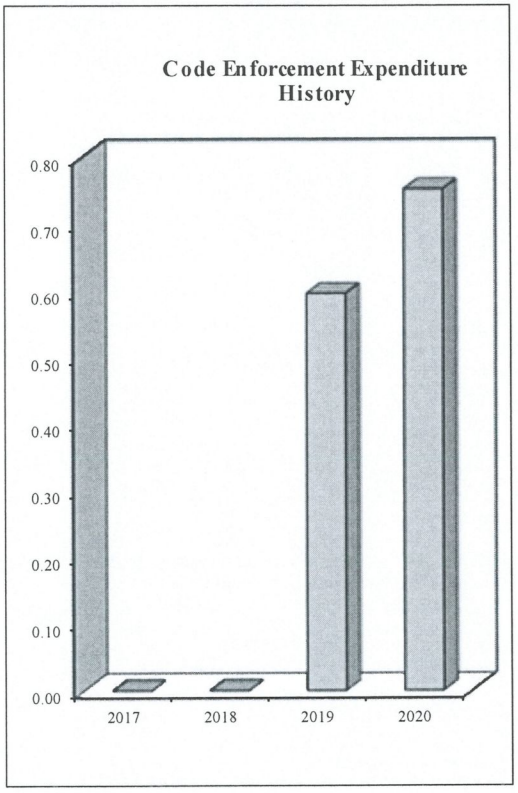

Expenditures	2017 Actual	2018 Actual	2019 Budget	2020 Actual
	-	-	-	-
Salaries & Wages	-	-	225,485	262,009
Personnel Benefits	-	-	99,622	114,928
Supplies	-	-	20,442	7,790
Other Services & Charges	-	-	205,118	360,420
Capital Outlay	-	-	45,000	-
Total Expenditures	-	-	595,667	745,147
Ending Fund Balance	-	-	-	6,635
Total	-	-	595,667	751,782

Program Description:

Yakima County Code Enforcement is a division of Public Services. It is responsible for enforcing ordinances designed to safeguard life, health, property, and public welfare in unincorporated Yakima County. Specifically, the division enforces the Yakima County ordinance regulating Building, Mechanical, and Plumbing codes. It also enforces ordinances regulating Zoning, Abatement of Dangerous Buildings and Public Nuisances. These ordinances regulate and control the design, construction, and quality of materials; use and occupancy; location and placement; and repair and maintenance of all buildings and structures in unincorporated Yakima County.

Major Objectives:

- To proactively enforce codes related to dangerous buildings and public nuisances.
- To develop and deliver public safety awareness programs.

Revenue/Expenditure Comment:

Code Enforcement's revenue stream is obtained through the County's General Fund. Expenditures are made with the knowledge that this money is provided through taxpayer dollars. The division is dedicated to developing innovative and collaborative solutions to safeguard property and the public.

2020 Final Budget
Revenue
As of November 30, 2019

		2017 Actual	2018 Actual	2019 Current	2019 Budget	2020 Budget
Code Enforcement						
REVENUES						
128 12830800001	Beginning Fund Balance					116,534
128 12834529004	Certifcate of Nuisance Remov			8,072		
128 12835370102	Infraction-Building Code			58,234		
128 12836111001	Investment Interest			2,758		
128 12839700002	Operating Transfers In-GF			595,667	595,667	635,248
Fnd 128	Code Enforcement			664,732	595,667	751,782

2020 Final Budget
Expenditure
As of November 30, 2019

		2017 Actual	2018 Actual	2019 Current	2019 Budget	2020 Budget
Code Enforcement						
Code Enforcement-Admin						
Reclassification & Cost Alloc.						
128 100200	Ending Fund Balance Restrict					6,635
Obj 000	Reclassification & Cost Alloc.					6,635
Salaries						
128 101001	Salaries & Benefits			55,710	76,633	60,984
128 101002	Salaries-Overtime			543		
Obj 001	Salaries			56,253	76,633	60,984
Personnel Benefits						
128 102002	Benefits-Direct			20,393	35,510	33,178
128 102003	Benefits-Indirect			26,141-		
128 102004	Benefits-Bank Accruals			35-		
Obj 002	Personnel Benefits			5,783-	35,510	33,178
Supplies						
128 103101	Office & Operating Supplies			1,023	4,040	4,040
128 103201	Fuel					50
128 103501	Small Tools & Minor Equipmen			39	11,200	1,200
128 103502	Computer Software			4	5,202	2,500
128 103590	Small Attrac Computer/Monito			1,206		
Obj 003	Supplies			2,271	20,442	7,790
Other Services - Charges						
128 104101	Professional Services			47		
128 104125	Prof Serv-Indirect			7,617	4,709	8,388
128 104190	Prof Serv-Communications			569		
128 104191	Prof Serv-Purchasing			468	511	554
128 104192	Prof Serv-Tech Services			22,819	24,893	30,369
128 104198	Prof Service-GIS			3,702	4,039	4,162
128 104199	Prof Serv-DOS			500	545	599
128 104201	Communications-Telephone				1,698	1,698
128 104202	Communications-Postage			772		500
128 104292	Communication-TS Phone					281
128 104301	Travel			826	2,123	5,000
128 104401	Advertising			3		
128 104501	Operating Rental & Leases			552		
128 104590	Rent-Facilities Maint			4,501	4,911	4,798
128 104690	Insurance-Interfund			2,780	3,034	2,471
128 104801	Repair & Maintenance			7		
128 104901	Miscellaneous			157	4,911	1,800
128 104902	Misc-Dues			2		

2020 Final Budget
Expenditure
As of November 30, 2019

		2017 Actual	2018 Actual	2019 Current	2019 Budget	2020 Budget
Code Enforcement						
Code Enforcement-Admin						
Other Services - Charges						
128 104957	Intergov Prof Serv				1,889	
Obj 004	Other Services - Charges			45,320	53,263	60,620
Capital Outlay						
128 106401	Machinery and Equipment			47,293	45,000	
Obj 006	Capital Outlay			47,293	45,000	
Sub 010	Code Enforcement-Admin			145,354	230,848	169,207
Code Enforcement-Enforcement						
Salaries						
128 201001	Salaries & Benefits			135,598	148,852	201,025
128 201002	Salaries-Overtime			224		
Obj 001	Salaries			135,821	148,852	201,025
Personnel Benefits						
128 202002	Benefits-Direct			58,502	64,112	81,750
128 202003	Benefits-Indirect			28,409		
Obj 002	Personnel Benefits			86,911	64,112	81,750
Supplies						
128 203101	Office & Operating Supplies			370		
Obj 003	Supplies			370		
Other Services - Charges						
128 204101	Professional Services			64,975	100,000	50,000
128 204190	Prof Serv-Communications			50		
128 204201	Communications-Telephone			1,615		
128 204501	Operating Rental & Leases			18,828	31,212	33,000
128 204801	Repair & Maintenance			123		
128 204901	Miscellaneous			8,510		5,000
128 204902	Misc-Dues			80		
128 204957	Intergov Prof Serv					2,800
Obj 004	Other Services - Charges			94,180	131,212	90,800
Sub 020	Code Enforcement-Enforcement			317,283	344,176	373,575

2020 Final Budget
Expenditure
As of November 30, 2019

		2017 Actual	2018 Actual	2019 Current	2019 Budget	2020 Budget
Code Enforcement						
Code Enforcement-Abatement						
Other Services - Charges						
128 304801	Repair & Maintenance				20,643	209,000
Obj 004	Other Services - Charges				20,643	209,000
Sub 030	Code Enforcement-Abatement				20,643	209,000
Fnd 128	Code Enforcement			462,637	595,667	751,782

Record Services

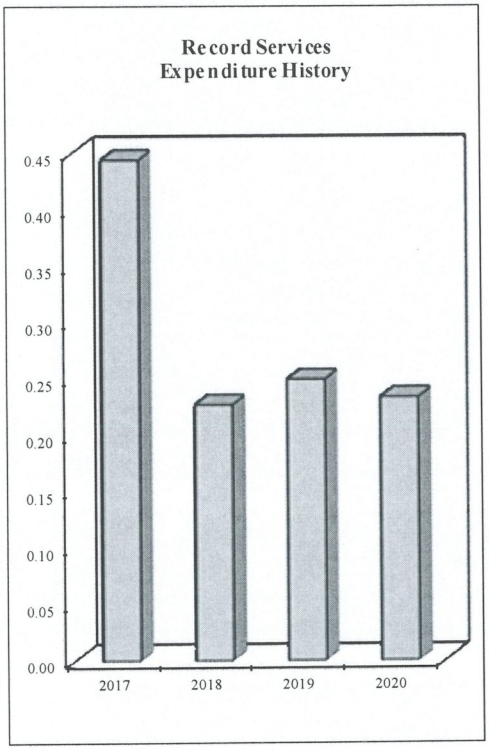

Expenditures	2017 Actual	2018 Actual	2019 Budget	2020 Budget
Salaries & Wages	45,131	52,573	58,828	59,071
Personnel Benefits	20,098	25,005	25,419	26,037
Supplies	7,835	8,479	23,600	16,000
Other Services & Charges	371,009	141,179	141,721	132,355
Capital Outlay	-	-	-	-
Total Expenditures	444,073	227,236	249,568	233,463
Ending Fund Balance	106,749	72,017	63,179	50,318
Total	550,822	299,253	312,747	283,781

Program Description:

The monies collected as a result of the Centennial Document Preservation Act of 1989 are to be used for the operation and maintenance of the Auditor's recording system, and for copying, indexing, and preserving recorded documents. The fund also accounts for a surcharge on recorded documents that, at the discretion of the County Auditor or Board of County Commissioners, shall be used to promote historical preservation or historical programs, which may include preservation of historic documents (RCW 36.22.170).

Major Objectives:

- Funds will continue to be used to maintain and enhance the recording, indexing, and imaging system. Enhancement included conversion to a recording system with automated indexing and electronic (e-recording) features. These e-recording documents are received from local and national companies.
- Funds will continue to be used to maintain the indexing and imaging system for the County Commissioners' minutes and resolutions, and along with the County Auditor enhance historical document preservation for County departments.
- Funds accumulated for historical preservation will continue to be prioritized for imaging and preservation of historic documents to reduce the increasing storage requirements of the County.

Revenue/Expenditure Comment:

As the archival of records continues to be more important for security reasons, Yakima County Auditor's office has increased the number of records preserved through the use of Record Services funds. Revenues are generated from a fee charged for each recorded document. Money from this fund will continue to be used to maintain the Auditor's recording system and to assist the Auditor and Commissioners' office in preserving historical documents.

2020 Final Budget
Revenue
As of November 30, 2019

		2017 Actual	2018 Actual	2019 Current	2019 Budget	2020 Budget
Records Services						
REVENUES						
130 13030830002	Beginning Fund Balance-Comm				61,179	36,083
130 13030850001	Beginning Fund Bal Assigned				55,568	54,398
130 13033604111	Centennial Document Preserva	102,963	97,548	88,833	92,500	88,800
130 13034136001	Commissioners Surcharge	34,682	34,615	31,985	32,000	32,000
130 13034136002	O & M Auditor Surcharge	69,406	69,270	64,004	63,000	64,000
130 13034181005	Information Access Fee	8,994	10,062	24,344	8,500	8,500
130 13039700001	C Operating Transfer In	100,000				
Fnd 130	Records Services	316,045	211,494	209,166	312,747	283,781

2020 Final Budget
Expenditure
As of November 30, 2019

		2017 Actual	2018 Actual	2019 Current	2019 Budget	2020 Budget
Records Services						
Record Services						
Salaries						
130 1301001	Salaries & Wages	44,620	52,995	50,698	53,828	54,071
130 1301002	Salaries-Overtime	6	74	199	5,000	5,000
130 1301010	Accrued Annual Leave	505	496-	39		
Obj 001	Salaries	45,131	52,573	50,936	58,828	59,071
Personnel Benefits						
130 1302002	Benefits-Direct	20,098	25,005	23,311	25,419	26,037
Obj 002	Personnel Benefits	20,098	25,005	23,311	25,419	26,037
Supplies						
130 1303101	Office & Operating Supplies	2,378	2,265	2,658	2,600	5,000
130 1303501	Small Tools & Minor Equipmen		110	854	2,000	2,000
130 1303502	Computer Software		812		1,000	1,000
130 1303590	Small Attrac-Tracked Invento	4,264		1,288	15,000	5,000
Obj 003	Supplies	6,642	3,186	4,800	20,600	13,000
Other Services - Charges						
130 1304101	Professional Services	207,114	45,529	5,323	6,500	8,300
130 1304118	Prof Serv-Audit Cost	135	282		200	200
130 1304125	Prof Serv-Indirect Costs	1,759	2,241	4,210	4,593	4,591
130 1304191	Prof Serv-Purchasing Serv	1,489	1,001	982	1,071	1,164
130 1304192	Prof Serv-Info Serv	52,893	52,875	52,822	60,657	61,233
130 1304301	Travel	1,002	911	827	3,000	3,000
130 1304501	Operating Rentals - E R & R	29,722	29,722	4,734	32,000	32,000
130 1304690	Liability Insurance	531	436	642	700	602
130 1304801	Maintenance Agreements	1,807	866	2,891	2,000	4,500
130 1304901	Miscellaneous	4,923	1,676	771	4,000	2,000
Obj 004	Other Services - Charges	301,375	135,540	73,201	114,721	117,590
Sub 130	Record Services	373,246	216,304	152,248	219,568	215,698
Commiss Historic Preservation						
Reclassification & Cost Alloc.						
130 1310200	Ending Fund Balance Restrict				63,179	50,318
130 1500100	Op Trans Out-Hist Preservati	65,616	21,100	20,552		
Obj 000	Reclassification & Cost Alloc.	65,616	21,100	20,552	63,179	50,318
Supplies						
130 1313590	Small Attrac-Tracked Invento	1,192	5,293		3,000	3,000
Obj 003	Supplies	1,192	5,293		3,000	3,000

2020 Final Budget
Expenditure
As of November 30, 2019

		2017 Actual	2018 Actual	2019 Current	2019 Budget	2020 Budget
Records Services						
Commiss Historic Preservation						
Other Services - Charges						
130 1314101	Professional Services	1,138	555	15,741	26,500	10,000
130 1314192	Prof Serv-Tech Services	2,881	2,898	2,780		4,765
130 1314801	Repair & Maint		76	408	500	
Obj 004	Other Services - Charges	4,019	3,529	18,929	27,000	14,765
Sub 131	Commiss Historic Preservation	70,826	29,922	39,482	93,179	68,083
Fnd 130	Records Services	444,073	246,227	191,730	312,747	283,781

Motel/Hotel

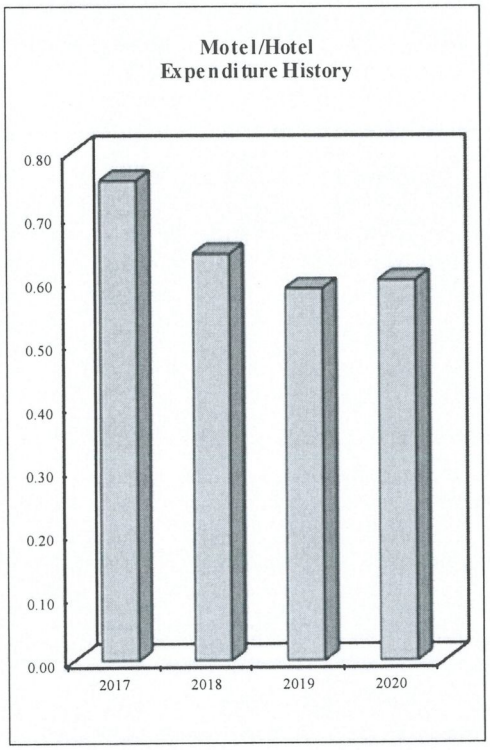

Expenditures	2017 Actual	2018 Actual	2019 Budget	2020 Budget
Other Services & Charges	194	194	194	194
Intergovernmental Services	-	-	-	-
Operating Transfers Out	755,333	639,681	585,610	598,560
Total Expenditures	755,527	639,875	585,804	598,754
Ending Fund Balance	386,244	472,908	858,886	797,772
Total	1,141,771	1,112,783	1,444,690	1,396,526

Program Description:

The Motel/Hotel tax was initiated by the Board of County Commissioners in 1975 pursuant to RCW 67.28. The revenue collected is a 2% tax calculated on the cost of lodging as provided by motels, hotels and other lodging within the County. Monies collected are designated for expenditures that support the tourism industry of Yakima County.

Major Objectives:

Yakima County issued $5,006,650 of bonds in 2009 that will be repaid using the Lodging taxes collected. A Local Tax Advisory Committee (LTAC) recommended capital projects to the Board of County Commissioners. Commissioners approved allocating resources to the following organizations for capital improvements to their facilities: State Fair Park, the Capital Theater, the Seasons Performance Hall, the Yakima Convention Center, and the Yakima Valley Museum.

Revenue/Expenditure Comment:

The Motel/Hotel taxes collected will be used for the general obligation financing for the improvements to the facilities listed above. Revenue collected in excess of bond payments will be accumulated for future consideration by the LTAC and the Board of County Commissioners.

2020 Final Budget
Revenue
As of November 30, 2019

		2017 Actual	2018 Actual	2019 Current	2019 Budget	2020 Budget
Motel/Hotel Tax						
REVENUES						
131 13130850001	Beginning Fund Bal Assigned				599,690	607,026
131 13131331001	Hotel Motel Tax-City	661,019	658,635	552,191	775,000	718,000
131 13131331002	Hotel Motel Tax-County	55,008	59,297	60,863	65,000	62,000
131 13136111001	Investment Interest	5,952	8,952	9,362	5,000	9,500
131 13136111032	Gain/Loss on Investments	281-	345-	1,571		
Fnd 131	Motel/Hotel Tax	721,697	726,539	623,987	1,444,690	1,396,526

2020 Final Budget
Expenditure
As of November 30, 2019

		2017 Actual	2018 Actual	2019 Current	2019 Budget	2020 Budget
Motel/Hotel Tax						
Stadiums & Auditoriums						
Reclassification & Cost Alloc.						
131 100107	C Oper Tran Out-Sundome	188,973	9,222			
131 100161	C Oper Tran Out-CWSF Cap Proj		54,099			
131 100172	Oper Tran Out-2009 GO Bond	566,360	576,360	585,610	585,610	598,560
131 100200	Ending Fund Balance Restrict				858,886	797,772
Obj 000	Reclassification & Cost Alloc.	755,333	639,681	585,610	1,444,496	1,396,332
Other Services - Charges						
131 104101	Professional Services	194	194	194	194	194
Obj 004	Other Services - Charges	194	194	194	194	194
Sub 010	Stadiums & Auditoriums	755,526	639,875	585,804	1,444,690	1,396,526
Fnd 131	Motel/Hotel Tax	755,526	639,875	585,804	1,444,690	1,396,526

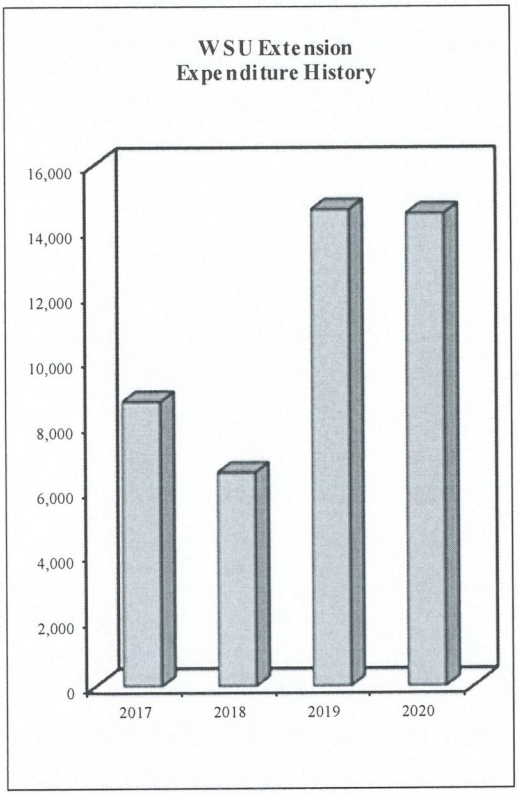

WSU Extension

Expenditures	2017 Actual	2018 Actual	2019 Budget	2020 Budget
Salaries & Wages	-	1,581	6,500	6,500
Personnel Benefits	-	(468)	1,500	1,500
Supplies	7,630	5,070	6,000	6,000
Other Services & Charges	1,110	368	627	500
Capital Outlay	-	-	-	-
Total Expenditures	8,740	6,551	14,627	14,500
Ending Fund Balance	36,882	37,862	31,582	31,709
Total	45,622	44,413	46,209	46,209

Program Description:

WSU Yakima County Extension empowers our families, communities, and local partners through a network of educators and volunteers to provide research-based outreach and creative solutions to enhance agricultural productivity, environmental stewardship, and quality of life. WSU Extension assists the people of Yakima County by offering educational programming, technical assistance, consumer publications, and community partnerships.

Major Objectives:

Major objectives for 2020 include:
1) Provide educational opportunities for agricultural producers and urban residents on pest management practices.
2) Provide educational opportunities and community outreach programs surrounding vegetable and landscape gardening.
3) Provide educational and technical support for irrigated pastures, rangeland management and livestock production.
4) Provide nutrition education classes and policy, systems, and environment supports to encourage healthy eating patterns and increased physical activity for low-income individuals.
5) Strengthen farm-to-consumer linkages within Yakima County.
6) Provide educational opportunities for youth in personal growth and leadership development and support positive youth development systems.

Revenue/Expenditure Comment:

WSU Extension strives to provide solutions to local problems and thus stimulate our local economies. We leverage every dollar we receive with federal, state, grant and private funding to maximize our reach and effectiveness. In 2015, WSU Yakima County Extension received 19% of its total operating budget from Yakima County, 76% from WSU, and 5% from grants and contracts. Yakima County contribution each year reflects a continuation of basic program facilities, support staff, and general operating costs.

2020 Final Budget
Revenue
As of November 30, 2019

		2017 Actual	2018 Actual	2019 Current	2019 Budget	2020 Budget
WSU Extension						
REVENUES						
135 13530850001	Beginning Fund Bal Assigned				38,579	38,579
135 13534171003	Sales of Publications-WSU	6,058	7,015	5,397	7,500	7,500
135 13534175001	Sales Map & Publications NT	1,050		364		
135 13536711001	Donations From Private Sourc	100				
135 13536991040	Misc-Livestock	600	418			
135 13536991045	Misc-Revenues	119	98	32	130	130
Fnd 135	WSU Extension	7,927	7,531	5,793	46,209	46,209

2020 Final Budget
Expenditure
As of November 30, 2019

		2017 Actual	2018 Actual	2019 Current	2019 Budget	2020 Budget
WSU Extension						
Reclassification & Cost Alloc.						
135 1350200	Ending Fund Balance Restrict				31,582	31,709
Obj 000	Reclassification & Cost Alloc.				31,582	31,709
Sub 135	WSU Extension				31,582	31,709
WSU Exten-ACG_MCP						
Salaries						
135 6231003	Salaries-Extra Help		1,581			
Obj 001	Salaries		1,581			
Personnel Benefits						
135 6232002	Benefits-Direct		468-			
Obj 002	Personnel Benefits		468-			
Sub 623	WSU Exten-ACG_MCP		1,113			
WSU Exten-Livestock						
Supplies						
135 6273101	Office & Operating Supplies	2,000	1,041			
Obj 003	Supplies	2,000	1,041			
Other Services - Charges						
135 6274901	Miscellaneous	201	244			
Obj 004	Other Services - Charges	201	244			
Sub 627	WSU Exten-Livestock	2,201	1,284			
WSU Exten-Seminars						
Supplies						
135 6293101	Office & Operating Supplies	595	256		500	500
Obj 003	Supplies	595	256		500	500
Other Services - Charges						
135 6294901	Miscellaneous	838				
Obj 004	Other Services - Charges	838				
Sub 629	WSU Exten-Seminars	1,433	256		500	500

2020 Final Budget
Expenditure
As of November 30, 2019

		2017 Actual	2018 Actual	2019 Current	2019 Budget	2020 Budget
WSU Extension						
WSU Exten-Sales of Publication						
Supplies						
135 6303401	Purchases for Inv or Resale	5,036	3,773	4,397	5,500	5,500
Obj 003	Supplies	5,036	3,773	4,397	5,500	5,500
Other Services - Charges						
135 6304101	Professional Services	6	6			
135 6304191	Prof Serv-Purchasing	65	119	116	127	
Obj 004	Other Services - Charges	71	125	116	127	
Sub 630	WSU Exten-Sales of Publication	5,107	3,898	4,514	5,627	5,500
WSU Tree Fruit						
Salaries						
135 6341003	Salaries-Extra Help				6,500	6,500
Obj 001	Salaries				6,500	6,500
Personnel Benefits						
135 6342003	Benefits-Indirect				1,500	1,500
Obj 002	Personnel Benefits				1,500	1,500
Supplies						
135 6343101	Office & Operating Supplies			2,653		
135 6343590	Small Attrac-Tracked Invento			906		
Obj 003	Supplies			3,560		
Other Services - Charges						
135 6344301	Travel			947	500	500
Obj 004	Other Services - Charges			947	500	500
Sub 634	WSU Tree Fruit			4,506	8,500	8,500
Fnd 135	WSU Extension	8,740	6,551	9,020	46,209	46,209

Emergency Medical Services

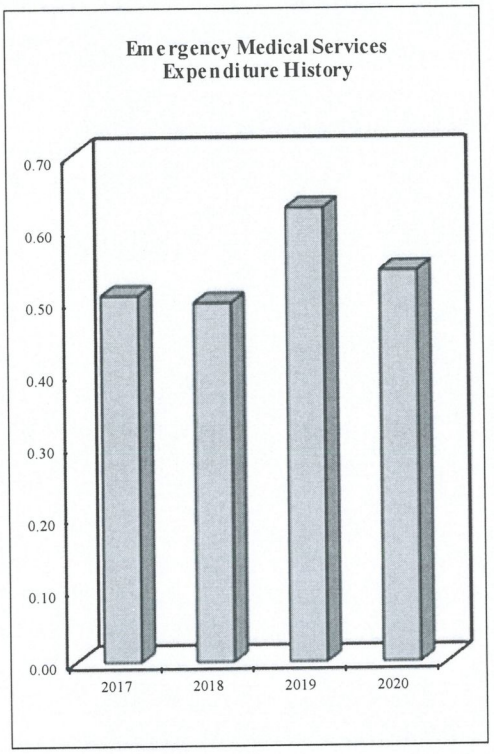

Expenditures	2017 Actual	2018 Actual	2019 Budget	2020 Budget
Salaries & Wages	209,088	187,659	248,594	213,570
Personnel Benefits	70,695	65,263	89,000	76,108
Supplies	25,074	33,747	75,500	26,063
Other Services & Charges	194,987	208,917	213,187	224,045
Capital Outlay	6,032	-	-	-
Debt Interest	-	-	-	-
Total Expenditures	505,876	495,586	626,281	539,786
Ending Fund Balance	426,707	459,837	273,312	353,982
Total	932,583	955,423	899,593	893,768

Program Description:

The Yakima County Department of Emergency Medical Services (EMS) is an administrative agency responsible for providing services, support and programs related to the delivery of emergency medical services within Yakima County. The primary areas of responsibility include EMS quality improvements, general administration, EMS system development, training and continuing medical education, public information and prevention programs, support to the Yakima County Medical Program Director and EMS council, and EMS incident data collection.

Major Objectives:

Revenue/Expenditure Comment:

The major source of revenue comes from a countywide emergency medical service levy that began in 1991 and was renewed by the voters for another ten years in 2011. It is a regular property tax in the amount of 0.25 cents per $1,000 of assessed value. A portion goes to fund the department, with the remainder distributed among the city and county fire departments for the provision of EMS. The Department of Emergency Medical Services also acquires revenue from a variety of other sources that include state grants, administrative fees, and student tuition for training courses.

2020 Final Budget
Revenue
As of November 30, 2019

		2017 Actual	2018 Actual	2019 Current	2019 Budget	2020 Budget
Emergency Medical Services						
REVENUES						
140 14030840001	Beginning Fund Bal Committed				373,366	354,000
140 14031110001	Real Property	464,688	473,668	484,189	485,199	503,440
140 14031130001	Sale of Tax Title Property	5		9		
140 14031720001	Leasehold Excise Tax	7,424	6,598	4,261	4,700	4,700
140 14033404901	Dept of Health-Trauma Fund	26,436	25,700	12,850	24,228	24,228
140 14033602311	DNR PILT NAP/NRCA	119	130			
140 14033602511	In Lieu of Taxes- State	181	431	434		
140 14034250001	Emergency Service Fees-Admin	4,050	2,292	2,226	3,000	3,000
140 14034250002	Emergency Service Fees-Train	4,340	5,304	8,360	1,400	1,400
140 14034250003	Emergency Serv Fees-EMT Trai	5,785	1,125		1,100	
140 14036111001	Investment Interest	1,677	2,520	2,584	1,000	1,000
140 14036111032	Gain/Loss on Investments	58-	7-	774		
140 14036991001	Other Misc Revenue	3,973	6,606	5,157	2,000	2,000
142 14231110001	Real Property	1,641	52	23		
142 14231130001	Sale of Tax Title Property					
142 14233602311	DNR PILT NAP/NRCA					
142 14233602511	In Lieu of Taxes- State					
142 14236111001	Investment Interest	343	517	530		
142 14236111032	Gain/Loss on Investments	15-	2-	159		
143 14331110001	Real Property	3,630	3,777	3,649	3,700	
143 14331130001	Sale of Tax Title Property					
143 14333602311	DNR PILT NAP/NRCA	1	1			
143 14333602511	In Lieu of Taxes- State	1	3	3		
Fnd 140	Emergency Medical Services	524,223	528,715	525,208	899,693	893,768

2020 Final Budget
Expenditure
As of November 30, 2019

		2017 Actual	2018 Actual	2019 Current	2019 Budget	2020 Budget
Emergency Medical Services						
EMS-Administration						
Reclassification & Cost Alloc.						
140 1400200	Ending Fund Balance Restrict				273,312	353,982
Obj 000	Reclassification & Cost Alloc.				273,312	353,982
Salaries						
140 1401001	Salaries & Wages	160,931	139,065	111,960	202,494	166,570
140 1401002	Salaries-Overtime	8,499	9,246	5,412	7,000	7,000
140 1401003	Salaries-Extra Help	39,569	41,324	35,948	39,200	40,000
140 1401010	Accrued Annual Leave	89	1,975-	2,291-		
Obj 001	Salaries	209,088	187,659	151,030	248,694	213,570
Personnel Benefits						
140 1402002	Benefits-Direct	70,504	65,506	54,317	89,000	76,108
140 1402004	Benefits-Bank Accruals	191	243-	1,298		
Obj 002	Personnel Benefits	70,695	65,263	55,615	89,000	76,108
Supplies						
140 1403101	Office & Operating Supplies	3,427	5,897	14,543	15,500	3,500
140 1403107	Supplies-Training	7,643	18,285	13,485	14,000	10,563
140 1403190	Supplies-Interfund	983	1,111	330	500	500
140 1403501	Small Tools & Minor Equipmen	1,111	1,145	18,042	36,000	2,000
140 1403502	Computer Software	141	1,022		1,000	1,000
140 1403503	Small Tools-Training	7,199	6,288	1,461	6,000	6,000
140 1403590	Small Attrac-Tracked Invento	4,571		1,000	2,500	2,500
Obj 003	Supplies	25,074	33,747	48,861	75,500	26,063
Other Services - Charges						
140 1404101	Professional Services	38,908	43,515	37,935	43,000	43,000
140 1404118	Prof Serv-Audit	329	327			
140 1404125	Prof Serv-Indirect Costs	52,478	52,658	46,689	50,933	58,907
140 1404129	Prof Serv-MPD	13,274	23,312	17,221	19,982	19,982
140 1404191	Prof Serv-Purchasing Serv	3,803	2,187	2,137	2,331	2,529
140 1404192	Prof Serv-Info Serv	16,817	16,564	18,185	19,838	23,432
140 1404201	Communications-Telephone	3,105	2,949	810	3,300	3,300
140 1404202	Communications-Postage	253	100	221	250	250
140 1404219	Phone Charges-Allocated	360	360	330	360	360
140 1404301	Travel	12,201	9,310	5,342	10,000	10,000
140 1404401	Advertising		10	15	300	300
140 1404501	Operating Rentals & Leases	781	3,914	1,013	7,000	9,000
140 1404590	Rent-Facil Maint	41,250	41,250	37,813	41,250	41,250
140 1404690	Insurance-Interfund	1,246	1,090	1,781	1,943	2,165
140 1404801	Repairs & Maintenance		1,753	389	3,000	3,000

2020 Final Budget
Expenditure
As of November 30, 2019

		2017 Actual	2018 Actual	2019 Current	2019 Budget	2020 Budget
Emergency Medical Services						
EMS-Administration						
Other Services - Charges						
140 1404901	Miscellaneous	1,727	848	618	2,000	1,070
140 1404911	Misc-Training	1,949	4,005	1,913	4,000	5,500
140 1404945	Misc-Interest on Tax Refunds	1	2	14		
Obj 004	Other Services - Charges	188,482	204,154	172,426	209,487	224,045
Capital Outlay						
140 1406401	Machinery & Equipment	6,032		41,361		
Obj 006	Capital Outlay	6,032		41,361		
Sub 140	EMS-Administration	499,372	490,823	469,293	895,993	893,768
EMS-White Pass						
Other Services - Charges						
142 1424101	Out of District Prof Service	2,607	1,058			
Obj 004	Other Services - Charges	2,607	1,058			
Sub 141	EMS-White Pass	2,607	1,058			
Evergreen Sub						
Other Services - Charges						
143 1434101	Nurse Review Prof Services	3,898	3,704	2,992	3,700	
143 1434945	Misc-Interest on Tax Refunds					
Obj 004	Other Services - Charges	3,898	3,704	2,992	3,700	
Sub 143	Evergreen Sub	3,898	3,704	2,992	3,700	
Fnd 140	Emergency Medical Services	505,876	495,586	472,285	899,693	893,768

911 Communications

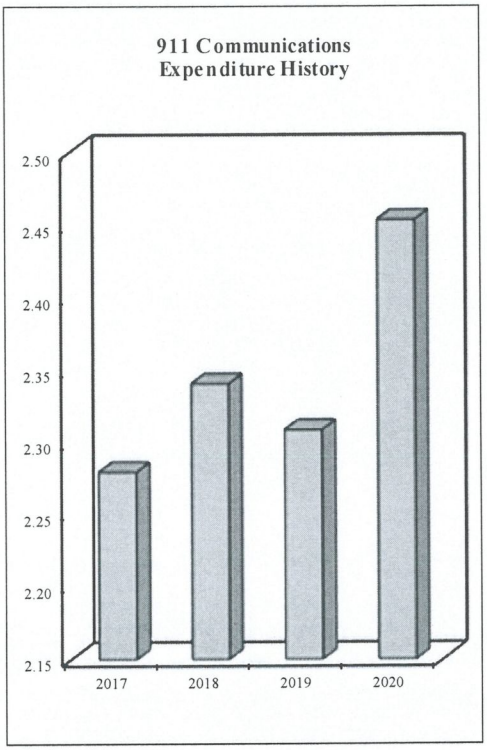

Expenditures	2017 Actual	2018 Actual	2019 Budget	2020 Budget
Supplies	-	-	-	10,000
Other Services & Charges	2,160,298	2,218,079	2,188,940	2,325,221
Capital Outlay	118,900	121,950	119,150	117,663
Total Expenditures	2,279,198	2,340,029	2,308,090	2,452,884
Ending Fund Balance	1,265,855	1,198,877	1,247,478	1,137,899
Total	3,545,053	3,538,906	3,555,568	3,590,783

Program Description:

The 911 Communications fund was established by a Yakima County voter approved telephone charge. This money is dedicated to the operation of a Countywide 911 system.

Major Objectives:

Provide emergency call receiving to all areas of Yakima County.

Revenue/Expenditure Comment:

All revenues are generated from taxes on telephones lines. 911 services are contracted with the City of Yakima through 2022. The 911 call takers and the City of Yakima dispatch services are located in the County owned Resource Center Facility. The Capital Improvements to this facility were completed in 2015, and the annual debt payments are split evenly between 911 and the City of Yakima.

2020 Final Budget
Revenue
As of November 30, 2019

		2017 Actual	2018 Actual	2019 Current	2019 Budget	2020 Budget
911						
REVENUES						
141 14130850001	Beginning Fund Bal Assigned				1,222,446	1,247,475
141 14131363001	911 Switched Access Lines	276,624	231,671	174,421	234,639	210,090
141 14131364001	911 Wireless Access Lines	1,225,312	1,299,552	1,126,963	1,287,548	1,350,421
141 14131364002	911 Prepaid Wireless Lines	460,523	507,841	410,743	538,989	489,121
141 14131365001	911 VOIP Lines	205,089	214,397	184,170	212,446	221,707
141 14133401801	Military-Emergency Managemen	51,877	1,337	46,263	44,500	56,969
141 14136111001	Investment Interest	9,880	14,739	15,847	15,000	15,000
141 14136111032	Gain/Loss on Investments	820-	478	4,025		
141 14136140001	Interest Earnings Acessed	1,103	1,749	1,913		
141 14136140003	Interest Earnings Switched	252	314	300		
141 14136140004	Interest Earnings Other	184	289	313		
141 14136140005	Int Earn -Prepaid Wireless A	410	684	685		
Fnd 141 911		2,230,436	2,273,051	1,965,641	3,555,568	3,590,783

2020 Final Budget
Expenditure
As of November 30, 2019

		2017 Actual	2018 Actual	2019 Current	2019 Budget	2020 Budget
911						
Reclassification & Cost Alloc.						
141 1410102	Oper Tran Out-2014 LTGO Bond	118,900	121,950	119,150	119,150	117,663
141 1410200	Ending Fund Balance Restrict				1,247,478	1,137,899
Obj 000	Reclassification & Cost Alloc.	118,900	121,950	119,150	1,366,628	1,255,562
Supplies						
141 1413501	Small Tools & Minor Equipmen					10,000
Obj 003	Supplies					10,000
Other Services - Charges						
141 1414101	Prof Serv-City of Yakima	2,051,877	2,100,020	1,903,523	2,086,571	2,200,000
141 1414118	Professional Services	1,326	1,459		2,000	2,000
141 1414125	Prof Serv-Indirect	29,186	37,504	18,835	20,547	43,831
141 1414137	Prof Serv-Program Support	2,100	2,807	2,635	2,875	2,938
141 1414192	Prof Serv-Info Serv	21,434	21,914	20,691	22,572	22,077
141 1414590	Rent-Facil Maint	54,375	54,375	49,844	54,375	54,375
Obj 004	Other Services - Charges	2,160,298	2,218,079	1,995,528	2,188,940	2,325,221
Sub 141	911	2,279,198	2,340,029	2,114,678	3,555,568	3,590,783
Fnd 141	911	2,279,198	2,340,029	2,114,678	3,555,568	3,590,783

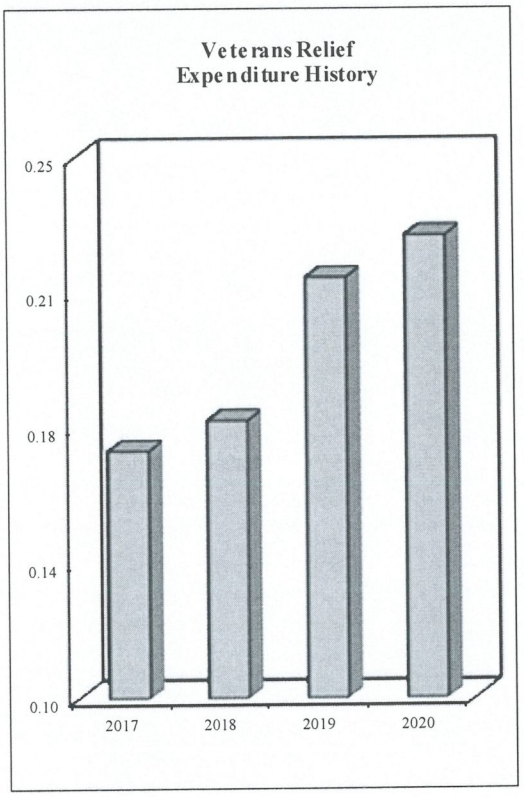

Veterans Relief

Expenditures	2017 Actual	2018 Actual	2019 Budget	2020 Actual
Supplies	40,393	48,413	41,800	49,800
Other Services & Charges	128,517	128,856	175,199	178,936
Total Expenditures	168,910	177,269	216,999	228,736
Ending Fund Balance	116,642	136,299	79,946	140,729
Total	285,552	313,568	296,945	369,465

Program Description:

Yakima County Veterans Program provides information and assistance to Yakima County Veterans. The program provides direct emergency financial assistance to low income Veterans through the Veterans Relief Fund. Money released through this program can only be used for items of necessity, such as food, rent, utilities, emergency transportation, gasoline, minor emergency expenses, and burial benefits.
Additional service includes case management, homeless outreach, and services to incarcerated Veterans being released into the community.

Major Objectives:

To provide emergency relief to indigent veterans and their immediate family in Yakima County.

To provide case management and homeless services.

To provide information, referral and advocacy for Veterans in obtaining services and benefits.

To provide outreach, reentry services, and case management to incarcerated Veterans being released into the community.

Revenue/Expenditure Comment:

RCW 73.08.080 authorizes the County to collect taxes for the purpose of aiding honorably discharged Veterans.

2020 Final Budget
Revenue
As of November 30, 2019

		2017 Actual	2018 Actual	2019 Current	2019 Budget	2020 Budget
Veterans Relief						
REVENUES						
150 15030830001	Beginning Fund Bal Restricte				112,075	161,726
150 15031110001	Real Property	184,409	193,175	210,443	182,895	204,939
150 15031130001	Sale of Tax Title Property	2		4	25	
150 15031720001	Leasehold Excise Tax	338	309	212	300	
150 15033602311	DNR PILT NAP/NRCA	47	53			
150 15033602511	In Lieu of Taxes- State	72	176	189	150	
150 15036111001	Investment Interest	1,063	2,138	1,938	500	1,800
150 15036111032	Gain/Loss on Investments	557-	147-	719		
150 15036711039	Donations-Veterans Relief	1,561	1,220	200	1,000	1,000
Fnd 150	Veterans Relief	186,935	196,924	213,705	296,945	369,465

2020 Final Budget
Expenditure
As of November 30, 2019

		2017 Actual	2018 Actual	2019 Current	2019 Budget	2020 Budget
Veterans Relief						
Reclassification & Cost Alloc.						
150 1500200	Ending Fund Balance Restrict				79,946	140,729
Obj 000	Reclassification & Cost Alloc.				79,946	140,729
Salaries						
150 1501001	Salaries & Wages	55,602	56,577	52,934	57,774	59,016
150 1501003	Salaries-Extra Help				15,000	15,000
150 1501010	Accrued Annual Leave	29	59	65	1,000	1,000
Obj 001	Salaries	55,631	56,636	52,999	73,774	75,016
Personnel Benefits						
150 1502002	Benefits-Direct	11,848	14,345	13,697	23,907	24,632
Obj 002	Personnel Benefits	11,848	14,345	13,697	23,907	24,632
Supplies						
150 1503101	Office & Operating Supplies	1,813	2,766	2,075	2,700	2,700
150 1503201	Fuel Consumed	31			150	150
150 1503501	Small Tools & Minor Equipmen			436		
Obj 003	Supplies	1,844	2,766	2,511	2,850	2,850
Other Services - Charges						
150 1504101	Professional Services				50	50
150 1504118	Prof Serv-Audits	95	107		200	200
150 1504125	Prof Serv-Indirect Costs	2,026	2,544	2,261	2,467	2,461
150 1504137	Prof Serv-Program Support	10,295	10,345	8,260	9,011	9,363
150 1504191	Prof Serv-Purchasing Serv	527	933	909	992	1,076
150 1504192	Prof Serv-Tech Services	10,773	10,478	11,534	12,583	13,923
150 1504201	Communications-Telephone	725	671	506	1,000	1,000
150 1504202	Communications-Postage	39	53	28	500	500
150 1504219	Phone Charge Allocated	288	288	264	288	288
150 1504301	Travel	874	941	441	3,000	3,000
150 1504401	Advertising			432	1,000	1,000
150 1504501	Operating Rentals & Leases	569	483	278	500	500
150 1504590	Rent-Facil Maint	8,125	8,125	7,448	8,125	8,125
150 1504801	Repairs & Maintenance				100	100
150 1504901	Miscellaneous-	180	220	3,160	6,242	6,242
150 1504945	Misc-Interest on Tax Refunds			6	10	10
Obj 004	Other Services - Charges	34,516	35,189	35,529	46,068	47,838
Sub 150	Veterans Relief	103,840	108,937	104,736	226,545	291,065

2020 Final Budget
Expenditure
As of November 30, 2019

		2017 Actual	2018 Actual	2019 Current	2019 Budget	2020 Budget
Veterans Relief						
Veterans Relief Upper Valley						
Supplies						
150 1513101	Office & Operating Supplies	23,668	27,036	30,364	22,000	30,000
150 1513201	Fuel Consumed	9,985	12,176	12,066	11,000	11,000
Obj 003	Supplies	33,653	39,212	42,430	33,000	41,000
Other Services - Charges						
150 1514101	Professional Services		300		1,500	1,500
150 1514201	Communications-Telephone			57		
150 1514301	Travel		33			
150 1514501	Operating Rentals & Leases	10,299	9,677	9,972	8,000	8,000
150 1514701	Utility Services	11,964	7,068	8,337	14,000	14,000
150 1514901	Miscellaneous	1,659	1,193	1,168	1,500	1,500
Obj 004	Other Services - Charges	23,922	18,270	19,534	25,000	25,000
Sub 151	Veterans Relief Upper Valley	57,575	57,482	61,964	58,000	66,000
Veterans Relief Lower Valley						
Supplies						
150 1523101	Office & Operating Supplies	3,221	4,529	2,505	4,000	4,000
150 1523201	Fuel Consumed	1,675	1,875	984	1,500	1,500
Obj 003	Supplies	4,896	6,404	3,489	5,500	5,500
Other Services - Charges						
150 1524501	Operating Rentals & Leases	600	2,250	363	2,500	2,500
150 1524701	Utility Services	1,975	1,662	935	1,800	1,800
150 1524901	Miscellaneous	25	150	25	1,000	1,000
Obj 004	Other Services - Charges	2,600	4,062	1,323	5,300	5,300
Sub 152	Veterans Relief Lower Valley	7,496	10,466	4,812	10,800	10,800
Specific Donations						
Supplies						
150 1533101	Office & Operating Supplies				400	400
150 1533201	Fuel Consumed		31		50	50
Obj 003	Supplies		31		450	450
Other Services - Charges						
150 1534501	Operating Rental & Leases		274		1,000	1,000
150 1534701	Utilities		79		100	100
150 1534901	Miscellaneous			75	50	50
Obj 004	Other Services - Charges		353	75	1,150	1,150

2020 Final Budget
Expenditure
As of November 30, 2019

		2017 Actual	2018 Actual	2019 Current	2019 Budget	2020 Budget
Veterans Relief						
Sub 153	Specific Donations		384	75	1,600	1,600
Fnd 150	Veterans Relief	168,911	177,269	171,587	296,945	369,465

Human Services

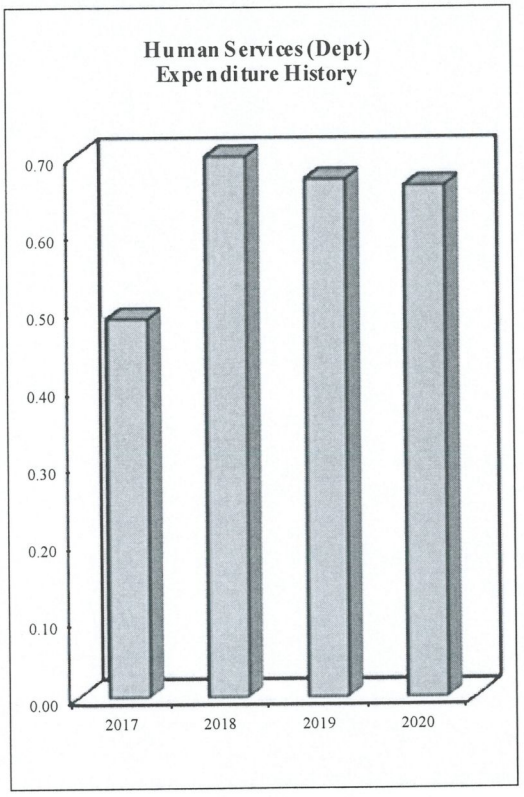

Expenditures	2017 Actual	2018 Actual	2019 Budget	2020 Actual
Salaries & Wages	-	-	-	-
Personnel Benefits	6,182	-	-	-
Supplies	-	-	-	-
Other Services & Charges	138,744	75,205	110,797	109,928
Operating Transfers Out	343,880	623,295	558,350	550,656
Programs	-	-	-	-
Total Expenditures	488,806	698,500	669,147	660,584
Ending Fund Balance	3,128,020	2,885,713	2,430,753	2,322,566
Total	3,616,826	3,584,213	3,099,900	2,983,150

Program Description:

Human Services performs various levels of administrative functions in the areas of mental health, developmental disabilities, and alcohol/chemical dependency in the County.

Major Objectives:

- Yakima County serves as a member of the Behavior Health Organization (BHO) responsible for the oversight and implementation of local programs serving individuals needing mental health and alcohol/chemical dependency services. The BHO contracts with service providers in Yakima County.
- The Yakima Health District administers the Developmental Disabilities program in the Yakima County. The Yakima County Commissioners are members of the Board of Health. The Yakima Health District contracts with service providers in Yakima County.

Revenue/Expenditure Comment:

- The State authorizes certain revenues for the County to cover the various administrative costs and limited program funding for these services as follows:
  - Property tax millage for mental health and developmental disabilities.
  - 2% alcohol tax for alcohol and chemical dependency services.
- This department is not dependent on funds from the County's General Fund.

2020 Final Budget
Revenue
As of November 30, 2019

		2017 Actual	2018 Actual	2019 Current	2019 Budget	2020 Budget
Community Services						
REVENUES						
151 15130830001	Beginning Fund Bal Restricte				1,852,329	1,838,649
151 15131110001	Real Property	349,707	356,370	364,330	347,884	375,000
151 15131130001	Sale of Tax Title Property	4		7		
151 15131720001	Leasehold Excise Tax	642	570	368		
151 15133602311	DNR PILT NAP/NRCA	90	98			
151 15133602511	In Lieu of Taxes- State	136	324	326		
151 15133606941	Liquor Excise Tax	3,565	3,833	3,149	2,448	2,500
151 15133606951	Liquor Board Profits	6,722	6,695	4,986	6,886	6,700
151 15136111001	Investment Interest	35,721	55,054	50,993		45,000
151 15136111032	Gain/Loss on Investments	11,027-	1,403	15,959		
151 15139530001	Loss Recoveries	29	310	102		
151 20030850001	Beginning Fund Bal Assigned				260,931	193,348
151 20036111001	Investment Interest				2,609	
151 30030850001	Beginning Fund Bal Assigned				119,299	107,467
151 30036111001	Investment Interest				1,193	
151 40030830001	Beginning Fund Bal Restricte				446,236	379,486
151 40036111001	Investment Interest				5,000	
151 151231314001	Intergov-Alcoholism Serv(2%)	43,926	31,535	22,815	55,085	35,000
Fnd 151	Community Services	429,515	456,192	463,034	3,099,900	2,983,150

2020 Final Budget
Expenditure
As of November 30, 2019

		2017 Actual	2018 Actual	2019 Current	2019 Budget	2020 Budget
Community Services						
Reclassification & Cost Alloc.						
151 1000125	OP Trans Out MH Juv	73,766	76,039	57,830	77,914	74,297
151 1000126	OP Trans Out MH Court	50,333	51,949	45,034	53,159	52,000
151 1000127	OP Trans Out DOC Mental Heal	133,476	320,180	133,187	237,086	237,086
151 1000200	Ending Fund Balance Restrict				1,736,177	1,801,747
151 2000127	OP Trans Out DOC Mental Heal		69,833		90,000	90,000
151 2000200	Ending Fund Balance Assigned				173,540	103,348
151 3000200	Ending Fund Balance Assigned				107,367	92,967
151 4000138	OP Trans DOC contract	51,175	50,906	1,368	53,841	52,273
151 4000178	Oper Trans Out-DUI Court	35,130	54,388	32,273	46,350	45,000
151 4000200	Ending Fund Balance Restrict				413,669	324,504
Obj 000	Reclassification & Cost Alloc.	343,880	623,295	269,692	2,989,103	2,873,222
Personnel Benefits						
151 1002003		6,182				
Obj 002	Personnel Benefits	6,182				
Other Services - Charges						
151 1004101	Prof Services	262			46,350	50,000
151 1004118	Prof Services Audit	651	310			500
151 1004137	Prof Serv-Program Support	35,618	11,804	36,553	39,876	33,487
151 1004191	Prof Serv-Purchasing	8	428	419	457	497
151 1004199	Prof Serv-DOS	581	598	578	630	662
151 1004590	Rent-Facilities Services	4,038	4,038	3,702	4,038	4,038
151 1004690	Insurance Interfund	2,371	522	1,016	1,108	832
151 1004901	Miscellaneous	2,689	3,368	3,418	3,418	3,478
151 1004945	Misc-Interest on Tax Refunds	1	1	11		25
151 2004101	Prof Serv-Entrust	70,048	42,750			
151 3004101	Prof Serv HD SEEDS	10,852	11,207	10,400	13,125	14,500
151 4004137	Prof Serv-Program Support	4,000	952	1,645	1,795	1,859
151 4004202	Postage	24	39	14		50
151 5004137	Prof Serv-Program Support	7,600				
151 5004901	Miscellaneous		813-			
Obj 004	Other Services - Charges	138,744	75,205	57,755	110,797	109,928
Fnd 151	Community Services	488,806	698,500	327,447	3,099,900	2,983,150

Mental Health Sales Tax

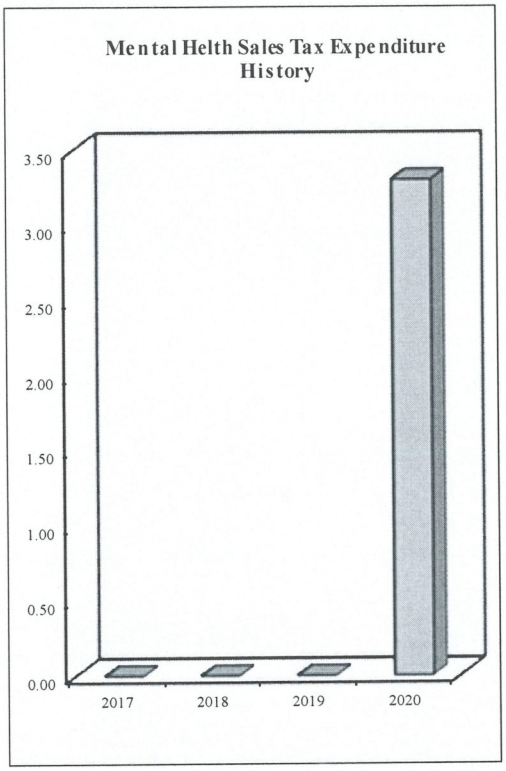

Expenditures	2017 Actual	2018 Actual	2019 Budget	2020 Actual
Salaries & Wages	-	-	-	-
Personnel Benefits	-	-	-	-
Supplies	-	-	-	-
Other Services & Charges	-	-	-	3,300,000
Total Expenditures	-	-	-	3,300,000
Ending Fund Balance	-	-	-	-
Total	-	-	-	3,300,000

Program Description:

Yakima County Commissioners approved an additional one-tenth of one percent sales tax for the purpose of providing for the operation of delivery of chemical dependency or mental health treatment programs and services and for the operation or delivery of therapeutic court programs and services.

Major Objectives:

Providing for the operation of delivery of chemical dependency or mental health treatment programs and services and for the operation or delivery of therapeutic court programs and services.

Revenue/Expenditure Comment:

All moneys collected under this tax must be used solely for the purpose of providing new or expanded programs and services, except for in the case of supporting the cost of the judicial officer and support staff of a therapeutic court, or for the replacement of lapsed federal funding.

2020 Final Budget
Revenue
As of November 30, 2019

		2017 Actual	2018 Actual	2019 Current	2019 Budget	2020 Budget
Mental Health Sales and Use Tx						
REVENUES						
157 15731314002	Chem Mental Health Sales Tax					3,000,000
157 15739700001	Operating Transfers In					300,000
Fnd 157	Mental Health Sales and Use Tx					3,300,000

2020 Final Budget
Expenditure
As of November 30, 2019

		2017 Actual	2018 Actual	2019 Current	2019 Budget	2020 Budget
Mental Health Sales and Use Tx						
Mental Health						
Other Services - Charges						
157 1574101	Prof Services					3,300,000
Obj 004	Other Services - Charges					3,300,000
Fnd 157	Mental Health Sales and Use Tx					3,300,000

Treasurer's Revolving

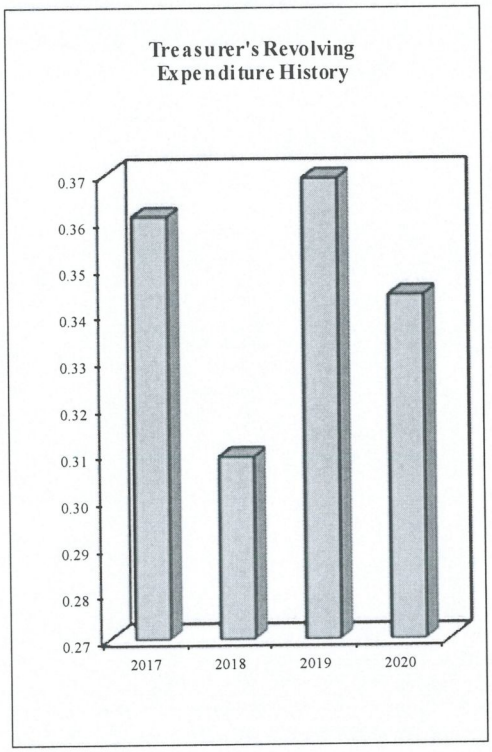

Expenditures	2017 Actual	2018 Actual	2019 Budget	2020 Budget
Salaries & Wages	-	-	-	-
Personnel Benefits	146,723	143,318	144,603	127,409
Supplies	59,420	61,479	63,339	58,211
Other Services & Charges	4,850	5,924	8,000	8,000
Capital Outlay	149,915	98,477	153,224	150,280
Debt Interest	-	-	-	-
Total Expenditures	360,908	309,198	369,166	343,900
Ending Fund Balance	180,449	169,536	90,000	90,000
Total	541,357	478,734	459,166	433,900

Program Description:

The Treasurer's Revolving Fund is a self-supporting fund, which is established within statutory regulations to recover all administrative costs incurred by processing the Treasurer's real estate tax foreclosure sale. In addition, collection costs pertaining to delinquent personal property taxes and distraint process are recovered. The costs that the County Treasurer incurs for each of these actions are applied directly to the property tax record for the properties involved in either foreclosure or distraint.

Major Objectives:

1) Continue to provide cost-effective, professional services within the statutory regulations applicable to foreclosure and distraint activities.
2) Create efficiencies within the foreclosure and distraint activities by continuing to evaluate our processes.

Revenue/Expenditure Comment:

Increased costs are a result of rising costs of title searches, legal advertising, personnel resources, and additional legal requirements placed by legislative and/or court case mandates.

2020 Final Budget
Revenue
As of November 30, 2019

		2017 Actual	2018 Actual	2019 Current	2019 Budget	2020 Budget
Treasurer's Revolving						
REVENUES						
160 16030850001	Beginning Fund Bal Assigned				150,000	152,000
160 16034142001	Treasurers Fees	392,692	294,562	253,792	306,166	278,900
160 16034142002	Treasurers Fee		1,000		1,000	1,000
160 16034181001	Printing & Duplicating	65	46	6		
160 16036111001	Investment Interest	1,516	2,735	3,020	2,000	2,000
160 16036111032	Gain/Loss on Investments	208-	59-	945		
Fnd 160	Treasurer's Revolving	394,064	298,285	257,762	459,166	433,900

2020 Final Budget
Expenditure
As of November 30, 2019

			2017 Actual	2018 Actual	2019 Current	2019 Budget	2020 Budget
Treasurer's Revolving							
Reclassification & Cost Alloc.							
160 1600200		Ending Fund Balance Restrict				90,000	90,000
Obj 000	Reclassification & Cost Alloc.					90,000	90,000
Salaries							
160 1601001		Salaries & Wages	144,960	142,932	120,453	141,503	125,709
160 1601002		Salaries-Overtime		10	10	100	100
160 1601003		Salaries-Extra Help	667	1,271	734	1,500	1,500
160 1601010		Accrued Annual Leave	1,096	894-	819-	1,500	100
Obj 001	Salaries		146,723	143,318	120,378	144,603	127,409
Personnel Benefits							
160 1602002		Benefits-Direct	59,420	61,479	54,465	63,339	58,211
Obj 002	Personnel Benefits		59,420	61,479	54,465	63,339	58,211
Supplies							
160 1603101		Office & Operating Supplies	4,331	4,886	3,601	6,000	6,000
160 1603501		Small Tools & Minor Equipmen	520	876		500	500
160 1603502		Computer Software				200	
160 1603590		Small Attrac-Tracked Invento		162	1,216	1,300	1,500
Obj 003	Supplies		4,850	5,924	4,817	8,000	8,000
Other Services - Charges							
160 1604101		Professional Services	84,704	42,259	42,750	80,000	80,000
160 1604125		Prof Serv-Indirect Costs	4,047				
160 1604191		Prof Serv-Purchasing Serv	1,827	1,224	1,162	1,268	1,356
160 1604192		Prof Servi-Info Services	25,541	26,436	28,714	31,324	28,718
160 1604202		Communications-Postage	10,266	8,570	8,094	12,000	12,000
160 1604219		Phone Charges-Allocated	263	227	208	227	227
160 1604301		Travel	28	280	287	500	500
160 1604401		Advertising	5,234	3,269	2,756	7,500	7,500
160 1604501		Operating Rentals & Leases	186	189	197	500	500
160 1604590		Rent-Facil Maint	10,389	10,389	9,523	10,389	10,389
160 1604601		Insurance	100	50		100	100
160 1604690		Insurance-Interfund	1,113	980	1,573	1,716	1,290
160 1604801		Repairs & Maintenance	288	373	427	700	700
160 1604901		Miscellaneous	5,930	4,231	2,782	7,000	7,000
Obj 004	Other Services - Charges		149,915	98,477	98,473	153,224	150,280
Sub 160	Treasurer's Revolving		360,909	309,198	278,133	459,166	433,900
Fnd 160	Treasurer's Revolving		360,909	309,198	278,133	459,166	433,900

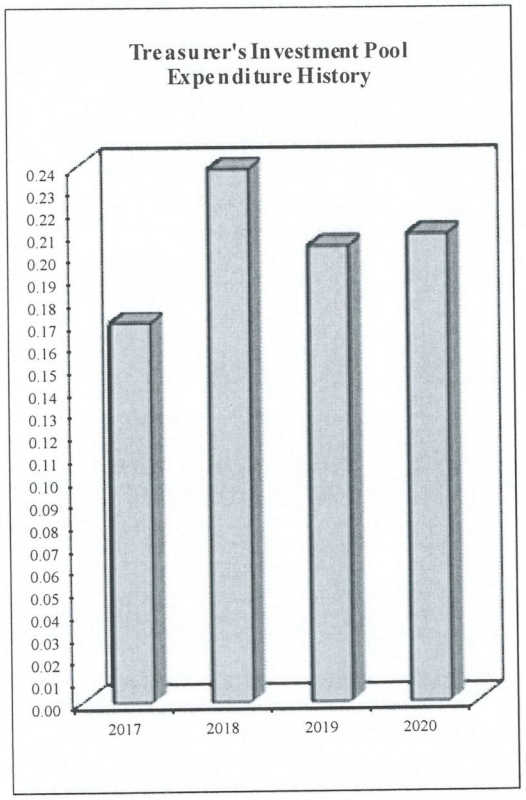

Treasurer's Investment Pool

Expenditures	2017 Actual	2018 Actual	2019 Budget	2020 Budget
Salaries & Wages	113,132	112,923	117,510	119,914
Personnel Benefits	39,333	40,456	42,906	44,030
Supplies	1,370	835	3,050	2,650
Other Services & Charges	16,119	84,373	40,486	42,630
Capital Outlay	-	-	-	-
Total Expenditures	169,954	238,587	203,952	209,224
Ending Fund Balance	132,481	116,390	72,122	82,679
Total	302,435	354,977	276,074	291,903

Program Description:

The Yakima County Treasurer's Office actively manages an investment portfolio of approximately $425 million dollars. The investments of Yakima County, as well as most districts in the County, are pooled together in the Treasurer's Investment Pool (TIP). Currently, TIP participation involves 97 different government entities geographically located within the county with over 265 different funds. The Treasurer's Office invests the public's funds in accordance with all federal, state and local governing statutes as well as in accordance with the Yakima County Investment Policy and standards established by the Governmental Accounting Standards Board (GASB).

The Treasurer's Investment Pool Fund is a self-supporting fund, which is established within statutory regulations to recover all costs incurred by administering the investment pool. TIP was established to provide a more efficient way to manage cash reserves and maximize interest income.

Major Objectives:

- Safety of the principal invested always remains the primary objective in order to insure against loss.
- The Treasurer's Investment Pool will remain sufficiently liquid to enable all participants to meet operating requirements which might be reasonably anticipated.
- Provide a higher return on investments than a participant would receive if investing individually.

Revenue/Expenditure Comment:

The expenses of operating the pool are covered through an administrative fee which is charged to participants based on their average daily balance in the pool.

2020 Final Budget
Revenue
As of November 30, 2019

		2017 Actual	2018 Actual	2019 Current	2019 Budget	2020 Budget
Treas Investment Pool Maint						
REVENUES						
165 16530830001	Beg Fund Balance Restricted				74,000	75,000
165 16536111001	Investment Interest	1,141	1,927	1,927	1,805	1,903
165 16536111032	Gain/Loss on Investments	311-	82	577		
165 16536119001	Investment Pool Service Fees	199,332	220,488	219,097	200,269	215,000
Fnd 165	Treas Investment Pool Maint	200,162	222,498	221,601	276,074	291,903

2020 Final Budget
Expenditure
As of November 30, 2019

		2017 Actual	2018 Actual	2019 Current	2019 Budget	2020 Budget
Treas Investment Pool Maint						
Reclassification & Cost Alloc.						
165 1650200	Ending Fund Balance Restrict				72,122	82,679
Obj 000	Reclassification & Cost Alloc.				72,122	82,679
Salaries						
165 1651001	Salaries & Benefits	112,554	113,289	107,108	116,895	119,298
165 1651002	Salaries-Overtime			34	500	500
165 1651010	Accrued Annual Leave	577	366-	591	115	116
Obj 001	Salaries	113,132	112,924	107,733	117,510	119,914
Personnel Benefits						
165 1652002	Benefits-Direct	39,333	40,456	39,148	42,906	44,030
Obj 002	Personnel Benefits	39,333	40,456	39,148	42,906	44,030
Supplies						
165 1653101	Office & Operating Supplies	537	835	487	1,000	1,000
165 1653501	Small Tools & Minor Equipmen	536			350	650
165 1653590	Small Attrac Computer/Monito	298			1,700	1,000
Obj 003	Supplies	1,370	835	487	3,050	2,650
Other Services - Charges						
165 1654101	Professional Services	188	70,175	8,301	18,600	22,000
165 1654125	Prof Serv-Indirect Costs	1,755				
165 1654191	Prof Serv-Purchasing	134	140	138	150	163
165 1654192	Prof Serv-Tech Services	8,514	8,812	9,571	10,441	9,573
165 1654202	Communications-Postage				150	150
165 1654219	Phone Charges-Allocated	126	119	109	119	119
165 1654301	Travel	1,232	802		3,000	3,000
165 1654401	Advertising		100		200	200
165 1654501	Operating Rental & Leases	62	63	66	190	150
165 1654590	Rent-Facilities Maint	3,463	3,463	3,174	3,463	3,463
165 1654690	Insurance-Interfund	436	385	910	993	712
165 1654801	Repair & Maintenance	9		28	180	100
165 1654901	Miscellaneous	199	314	131	3,000	3,000
Obj 004	Other Services - Charges	16,119	84,373	22,427	40,486	42,630
Sub 165	Treas Investment Pool Maint	169,953	238,588	169,794	276,074	291,903
Fnd 165	Treas Investment Pool Maint	169,953	238,588	169,794	276,074	291,903

REET & Property Tax Administration

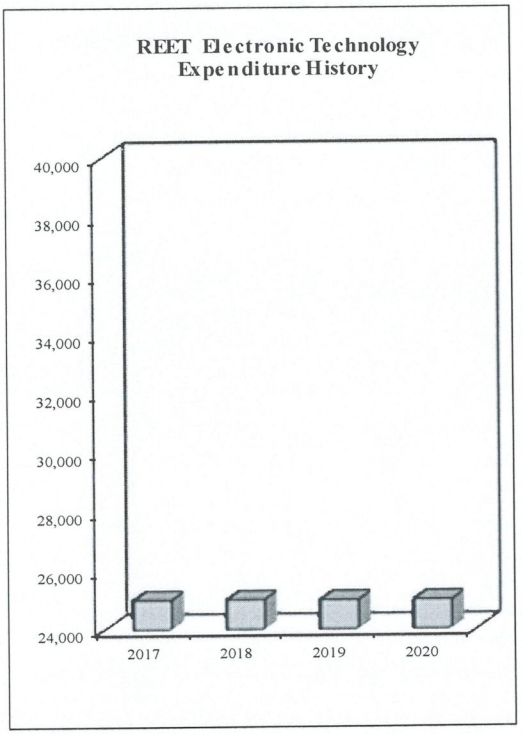

Expenditures	2017 Actual	2018 Actual	2019 Budget	2020 Budget
Salaries & Wages	0	0	0	0
Personnel Benefits	0	0	0	0
Supplies	0	0	0	0
Other Services & Charges	25,014	25,016	25,000	25,000
Capital Improvements	0	0	0	0
Total Expenditures	25,014	25,016	25,000	25,000
Ending Fund Balance	156,252	172,008	191,500	208,500
Total	181,266	197,024	216,500	233,500

Program Description:

The Real Estate Excise Tax & Property Tax Administration Assistance fund was established to assist local government with the maintenance and operation of an electronic processing and reporting system for real estate excise tax affidavits, and the annual revaluation system for property tax valuation.

Major Objectives:

Assist local government with the cost of maintaining an annual revaluation system & electronic Real Estate Excise Tax system.

Revenue/Expenditure Comments:

House Bill 1240 became law on May 16, 2005 and was effective July 1, 2005. All County Treasurers are required to collect an additional five-dollar fee on all real estate sales. Beginning January 1 2014, the treasurers shall deposit one-half of this fee in the special Real Estate and Property Tax Administration Assistance account and remit the balance to the State Treasurer who will distribute it back to each County Treasurer according to the following formula: One-half of the funds available shall be equally distributed among the 39 Counties and the balance shall be ratably distributed among the Counties in direct proportion to their population as it relates to the total State's population based on most recent statistics by the Office of Financial Management.

2020 Final Budget
Revenue
As of November 30, 2019

		2017 Actual	2018 Actual	2019 Current	2019 Budget	2020 Budget
REET & Property Tax Admin						
REVENUES						
166 16630850001	Beginning Fund Bal Assigned				173,000	191,500
166 16633600971	RE Excise-State Tech Fee Dis	21,754	20,880	18,327	21,000	20,000
166 16634142203	REET & Prop Tax Admin Asst	18,305	17,893	15,928	20,000	19,500
166 16636111001	Investment Interest	1,332	2,005	2,056	2,500	2,500
166 16636111032	Gain/Loss on Investments	58-	6-	616		
Fnd 166	REET & Property Tax Admin	41,333	40,772	36,927	216,500	233,500

2020 Final Budget
Expenditure
As of November 30, 2019

		2017 Actual	2018 Actual	2019 Current	2019 Budget	2020 Budget
REET Electronic Tech						
Reclassification & Cost Alloc.						
166 1660200	Ending Fund Balance Restrict				191,500	208,500
Obj 000	Reclassification & Cost Alloc.				191,500	208,500
Other Services - Charges						
166 1664101	Professional Services	15	16			
166 1664192	Prof Serv-Assessor/Treasurer	25,000	25,000	22,917	25,000	25,000
Obj 004	Other Services - Charges	25,014	25,016	22,917	25,000	25,000
Sub 166	REET Electronic Tech	25,014	25,016	22,917	216,500	233,500
Fnd 166	REET & Property Tax Admin	25,014	25,016	22,917	216,500	233,500

Support Investment in Economic Diversification

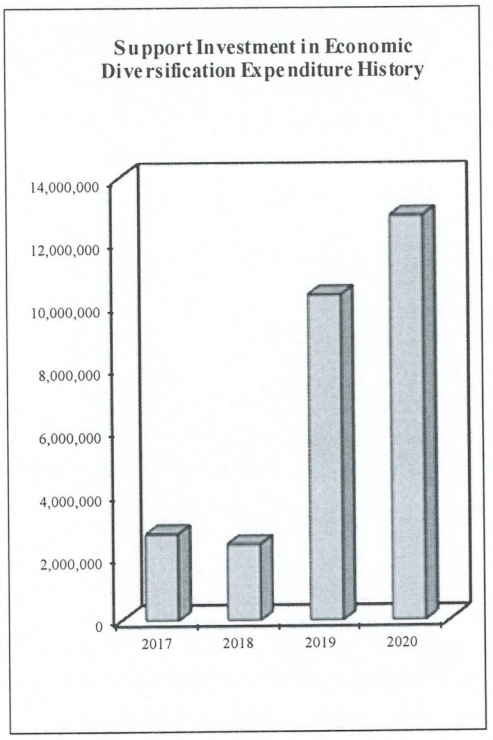

Expenditures	2017 Actual	2018 Actual	2019 Budget	2020 Budget
Other Services & Charges	2,742,945	2,419,378	10,300,235	12,800,336
Total Expenditures	2,742,945	2,419,378	10,300,235	12,800,336
Ending Fund Balance	23,027,750	26,045,035	20,537,531	17,962,356
Total	25,770,695	28,464,413	30,837,766	30,762,692

Program Description:

The Support Investment in Economic Diversification program (SIED) was established to assist local government infrastructure development to promote ongoing operation and expansion of businesses, to attract new businesses to rural communities, and promote the development of communities of excellence in rural distressed areas of Washington.
Yakima County Commissioners have established the SIED Advisory Board to review and make recommendations to the Commissioners regarding projects requesting SIED funding. The Yakima County Development Association is contracted to provide administrative support to the program.

Major Objectives:

Assist local government infrastructure development in order to promote development of communities of excellence in rural distressed areas of Washington.

Revenue/Expenditure Comment:

House Bill 2894, Referendum No. 49 became law on December 3, 1998 and authorized the Distressed County/Infrastructure Fund. Distressed rural counties are allowed to levy an infrastructure tax of .04% on sales, which is credited against the state sales tax. The State legislature has since expanded the State tax credit to .09%. This is not an additional tax, but a credit against the already collected State sales tax.

2020 Final Budget
Revenue
As of November 30, 2019

		2017 Actual	2018 Actual	2019 Current	2019 Budget	2020 Budget
Support Invest in Econ Divers						
REVENUES						
178 10030800001	Beginning Fund Balance				18,850,812	19,210,566
178 10031318001	Rural County Sales & Use Tax	3,654,422	3,939,754	3,374,466	4,070,000	4,240,000
178 10036111032	Gain/Loss on Investments	13,218-	16,640-	60,945		
178 20030800001	Beginning Fund Balance				1,052,418	1,429,587
178 20036111001	Investment Interest	169,795	294,812	327,337	300,000	300,000
178 20036111032	Gain/Loss on Investments	3,010-	1,099	2,981		
178 20036140002	Interest on Loans	316,668	218,057	165,993	220,000	180,000
178 30030800001	Beginning Fund Balance				5,344,536	4,402,539
178 30036111032	Gain/Loss on Investments	6,758-	418-	26,386		
178 30039700001	Operating Transfer In	1,000,000	1,000,000	1,000,000	1,000,000	1,000,000
Fnd 178	Support Invest in Econ Divers	5,117,900	5,436,663	4,958,110	30,837,766	30,762,692

2020 Final Budget
Expenditure
As of November 30, 2019

		2017 Actual	2018 Actual	2019 Current	2019 Budget	2020 Budget
Support Invest In Econ Divers						
Restricted						
Reclassification & Cost Alloc.						
178 1010200	Ending Fund Balance Restrict				14,805,812	14,335,566
178 1020101	Oper Transfers Out-Interfund	1,000,000	1,000,000	1,000,000	1,000,000	1,000,000
178 1020108	Oper Transfers Out-PW				2,000,000	3,000,000
Obj 000	Reclassification & Cost Alloc.	1,000,000	1,000,000	1,000,000	17,805,812	18,335,566
Other Services - Charges						
178 1014101	Professional Services	80,000	80,000	115,000	115,000	115,000
178 1024101	Professional Services	567,580		2,477,000		5,000,000
178 1024957	Intergov-Professional Servic				5,000,000	
Obj 004	Other Services - Charges	647,580	80,000	2,592,000	5,115,000	5,115,000
Sub 100	Restricted	1,647,580	1,080,000	3,592,000	22,920,812	23,450,566
Economic Development						
Reclassification & Cost Alloc.						
178 2010200	Ending Fund Balance Restrict				1,387,183	1,724,251
Obj 000	Reclassification & Cost Alloc.				1,387,183	1,724,251
Other Services - Charges						
178 2014101	Professional Services YCDA		3,000	3,000		
178 2014102	Prof Serv- Treasurer	23,000	23,000	23,000	24,000	24,000
178 2014118	Audit Costs	2,316	1,742		2,500	2,500
178 2014125	Indirect Costs	10,050	33,668	10,739	11,715	11,716
178 2014137	Prof Serv-Program Support	4,500	3,972	3,685	4,020	4,120
178 2014191	Purchasing	2,129				
178 2024101	Professional Services	126,000	132,000	115,327	143,000	143,000
Obj 004	Other Services - Charges	167,995	197,382	155,751	185,235	185,336
Sub 200	Economic Development	167,995	197,382	155,751	1,572,418	1,909,587
Macro Projects						
Reclassification & Cost Alloc.						
178 3010108	Operating trans out PW	927,370	1,141,997	2,162,403	2,000,000	3,500,000
178 3010200	Ending Fund Balance Restrict				4,344,536	1,902,539
Obj 000	Reclassification & Cost Alloc.	927,370	1,141,997	2,162,403	6,344,536	5,402,539
Sub 300	Macro Projects	927,370	1,141,997	2,162,403	6,344,536	5,402,539
Fnd 178	Support Invest in Econ Divers	2,742,945	2,419,378	5,910,154	30,837,766	30,762,692

Community Development Program

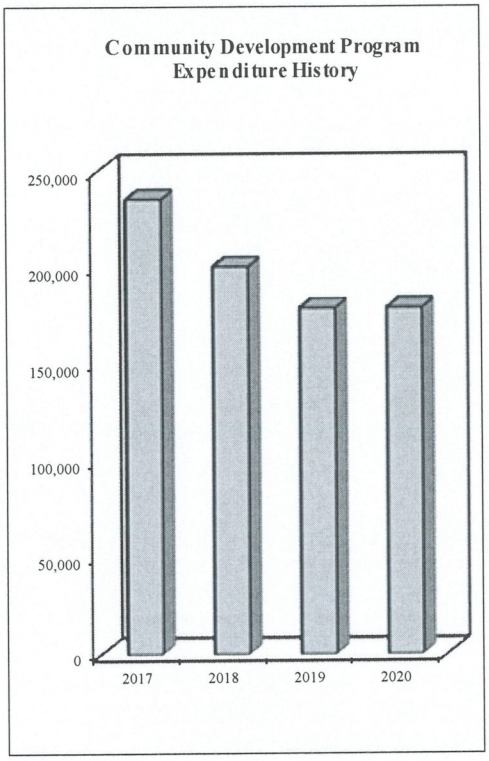

Expenditures	2017 Actual	2018 Actual	2019 Budget	2020 Budget
Other Services & Charges	235,106	200,069	178,706	178,833
Total Expenditures	235,106	200,069	178,706	178,833
Ending Fund Balance	-	-	-	-
Total	235,106	200,069	178,706	178,833

Program Description:

This program is established to advance community development within Yakima County. Its aim is to encourage economic development projects through assistance to the low and moderately low-income population of Yakima County.

Major Objectives:

To account for the community block grants received through the Washington State Department of Commerce.

Revenue/Expenditure Comment:

Yakima County received an annual allocation of Community Development Block Grant funds which are contracted with the Yakima Farm Workers Clinic/Northwest Community Action Center (NCAC), to provide services to low to moderate income persons in Yakima County.

In 2016 and 2017, the County received $1 million of CDBG funds to support the building of a new fire station in the Nile Valley.

2020 Final Budget
Revenue
As of November 30, 2019

			2017 Actual	2018 Actual	2019 Current	2019 Budget	2020 Budget
Community Development Programs							
REVENUES							
181	18136111001	Investment Interest	30				
181	18136111032	Gain/Loss on Investments					
181	18120133314228	CDBG-Year 1 GP	87,616				
181	18160133314228	CDBG -CommAction Center	144,946	200,069	120,632	178,706	178,833
Fnd 181		Community Development Programs	232,592	200,069	120,632	178,706	178,833

2020 Final Budget
Expenditure
As of November 30, 2019

		2017 Actual	2018 Actual	2019 Current	2019 Budget	2020 Budget
Community Development Programs						
ADMIN						
Other Services - Charges						
181 2014901		82,413				
Obj 004	Other Services - Charges	82,413				
Sub 201	ADMIN	82,413				
CDBG Other Program						
Other Services - Charges						
181 6014137	Program Support	9,429	3,007		3,206	3,333
181 6014202	Postage	24				
181 6014401	Advertising	366	408		500	500
181 6014901	Miscellaneous		813			
181 6014906	Misc Other	142,875	195,842	120,632	175,000	175,000
Obj 004	Other Services - Charges	152,693	200,069	120,632	178,706	178,833
Sub 601	CDBG Other Program	152,693	200,069	120,632	178,706	178,833
Fnd 181	Community Development Programs	235,106	200,069	120,632	178,706	178,833

HOME

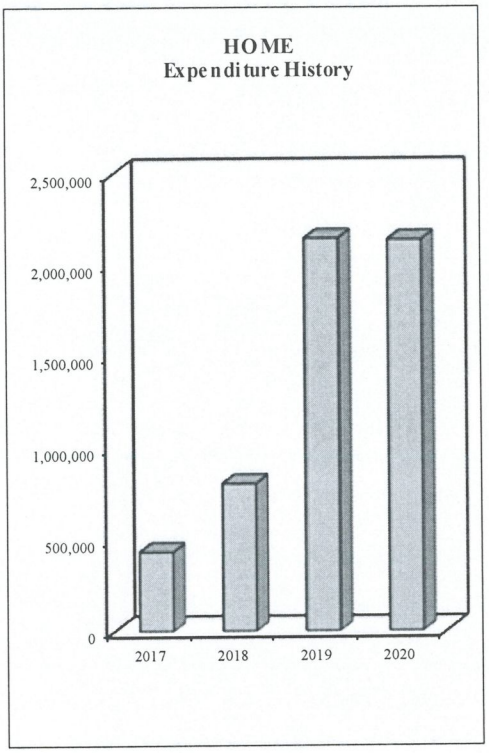

Expenditures	2017 Actual	2018 Actual	2019 Budget	2020 Budget
Salaries & Wages	134,275	155,060	210,137	210,405
Personnel Benefits	58,384	72,155	112,642	92,636
Supplies	28,063	6,271	15,667	18,875
Other Services & Charges	214,894	574,733	1,808,674	1,817,212
Total Expenditures	435,616	808,219	2,147,120	2,139,128
Ending Fund Balance	684,211	693,129	475,980	780,334
Total	1,119,827	1,501,348	2,623,100	2,919,462

Program Description:

The HOME Investment Partnership Act Program is administered by the United States Department of Housing and Urban Development (HUD). HOME is the largest Federal block grant to state and local governments designed exclusively to create affordable housing for low-income households. Each year HUD allocates approximately $2 billion among the States and hundreds of localities nationwide.

Counties that wish to form a consortium are required to develop interlocal agreements between the Lead Entity (County) and contiguous government jurisdictions in order to receive HOME funding. Each HOME participating jurisdiction is required to develop a consolidated plan for affordable housing that provides an assessment of needs, outlines five-year strategies, and proposes the use of grant funds.

The following jurisdictions have formed a consortium to provide affordable housing throughout Yakima County in the participating jurisdictions. Additional jurisdictions may join the Consortium in subsequent years, which would increase the Consortium's Federal allocation. Current jurisdictions are as follows:

City of Grandview
City of Mabton
City of Sunnyside
City of Toppenish
City of Union Gap
City of Wapato
Yakima County representing Unincorporated Areas

Major Objectives:

The Yakima County HOME Consortium has developed the following goals to provide affordable housing activities:

Goal I: Revitalize Neighborhoods through stabilization and the expansion of homeownership.
Goal II: Expand affordable housing opportunities for lower income Renter households.

HOME (continued)

Eligible Activities:

Strategy 1. Support local efforts to improve residential neighborhoods.

Expected Outcomes: Lower income homeowner households will have their homes brought up to code, in lead-free condition, and made energy efficient for the purpose of increasing the sustainability of decent housing.

Strategy 2. Demolish derelict and substandard housing not suitable for rehabilitation and construct new single-family housing for low-and moderate-income households in existing neighborhoods.

Expected Outcomes: Lower income households will obtain access to new decent affordable housing.

Strategy 3. Expand the supply of decent affordable rental housing through the development of new multi-family housing resources throughout the area.

Expected Outcomes: Lower income renter households will have access to new affordable housing.

Revenue/Expenditure Comments:

Yakima County is the lead entity for the HOME Consortium which receives between $350,000 - $750,000 a year depending on Federal budgets. This allocation may be smaller or larger depending on Congressional allocations in the Federal Fiscal Budget or on the number of additional jurisdictions that join the Consortium. These funds require a 25% match; the Homeless Network of Yakima County approved the use of SHB 2060 filing revenue to fulfill the annual match requirement bringing potential program funds to just over $900,000 in the first year (2010). Annually, HUD assesses each community's demographic and economic needs and may grant up to a 100% match reduction. Yakima County has received a 100% match reduction over the past three years of the program.

10% of the pre-match award can be used for administration of the funds by the lead entity. Additionally, 15% of the total funds must be set aside for local Community Housing Development Organizations (CHDO's) in the County certified by the lead entity.

2020 Final Budget
Revenue
As of November 30, 2019

		2017 Actual	2018 Actual	2019 Current	2019 Budget	2020 Budget
Affordable Housing						
REVENUES						
182 18230800001	Beginning Fund Balance				713,500	785,950
182 18234126001	Affordable Housing - Admin	12,948	15,416	15,864	13,000	15,070
182 18234126002	Affordable Housing - Program	147,602	175,744	180,848	144,000	180,760
182 18234570009	Lead Hazard Certification Tr	275				
182 18235990006	Late Payment - Penalty	80				
182 18236111001	Investment Interest	7,681	12,445	14,181	6,450	
182 18236111032	Gain/Loss on Investments	128	615-	2,793		
182 3001033114239	HOME Investment-Admin	65,815	34,792	16,184	27,470	43,979
182 3002033114239	HOME Investment-Program	109,381	256,046	167,781	1,154,950	1,852,551
182 3002133114239	Home - Housing-Program Inc	30,504	32,574	231,309	25,440	40,879
182 4001033114901	Lead Hazard Control-Admin	101,040	22,131	27,641		
182 4002033114901	Lead Hazard Control-Program	34,929	268,605	218,809	538,290	
182 4002034570009	Lead Hazard Certification Tr	4,700				
Fnd 182	Affordable Housing	515,083	817,138	875,411	2,623,100	2,919,189

2020 Final Budget
Expenditure
As of November 30, 2019

		2017 Actual	2018 Actual	2019 Current	2019 Budget	2020 Budget
Affordable Housing						
Reclassification & Cost Alloc.						
182 260100200	Ending Fund Balance				475,980	780,334
Obj 000	Reclassification & Cost Alloc.				475,980	780,334
Salaries						
182 260101001	Salaries & Benefits	21,837	30,965	26,069	30,000	11,833
182 260101002	Salaries-Overtime	1,484	447	340		
182 260101003	Salaries-Extra Help		7			
182 260101010	Accrued Annual Leave	945	556	255		
182 260201001	Salaries & Benefits	5,569	983	507	1,300	
182 260201002	Salaries-Overtime		258			
Obj 001	Salaries	29,836	33,215	27,171	31,300	11,833
Personnel Benefits						
182 260102002	Benefits-Direct	14,367	17,947	10,609	15,470	4,990
182 260102003	Benefits-Indirect	8,840-	10,006-	7,141-		
182 260102004	Benefits-Bank Accruals	956-	401	85-		
182 260202002	Benefits-Direct	2,325	464	193	600	
182 260202003	Benefits-Indirect	714	124	51		
182 260202004	Benefits-Bank Accruals		7			
Obj 002	Personnel Benefits	7,611	8,937	3,626	16,070	4,990
Supplies						
182 260103101	Office & Operating Supplies	215	3,067	331	2,700	
182 260103501	Small Tools & Minor Equipmen		335	73		
182 260103502	Computer Software		6	7		
182 260103590	Small Attrac Computer/Monito		48			
182 260203101	Office & Operating Supplies	202				
Obj 003	Supplies	416	3,455	412	2,700	
Other Services - Charges						
182 260104101	Professional Services	5,695	509	1,037		
182 260104201	Communications-Telephone	1,784	2,070	1,444		
182 260104202	Communications-Postage	236	139	162		
182 260104292	Communication-TS Phone		216	198	216	216
182 260104301	Travel	1,555	40	31		
182 260104401	Advertising	2,233	2,785	674	1,000	
182 260104501	Operating Rental & Leases			4		
182 260104801	Repair & Maintenance	550	766	392		
182 260104901	Miscellaneous	85	320	716		
182 260104902	Misc-Dues			5		
182 260204101	Professional Services	3,500				2,219

2020 Final Budget
Expenditure
As of November 30, 2019

			2017 Actual	2018 Actual	2019 Current	2019 Budget	2020 Budget
Affordable Housing							
Other Services - Charges							
182 260204125		Prof Serv-Indirect	10,205	7,924	5,974	6,517	12,535
182 260204191		Prof Serv-Purchasing	383	410	391	427	458
182 260204192		Prof Serv-Tech Services	4,322	13,727	15,252	16,639	18,788
182 260204590		Rent-Facilities Maint		196	179		
182 260204801		Repair & Maintenance	32,967	129,028	201,876	362,500	115,000
182 260204901		Miscellaneous		210	48,000		750
Obj 004	Other Services - Charges		63,513	158,339	276,335	387,299	149,966
Sub 260	Affordable Housing		101,376	203,947	307,543	913,349	947,123
HOME							
Salaries							
182 300101001		Salaries & Benefits	22,016	17,126	6,356	25,000	
182 300101002		Salaries-Overtime	2,583	3,058	738		
182 300101003		Salaries-Extra Help		23			
182 300201001		Salaries & Benefits	9,695	26,537	12,025	27,000	181,366
182 300201002		Salaries-Overtime	172	175	482		
182 300201003		Salaries-Extra Help		5			
182 300301001		Salaries & Benefits	1,095	371	587		
182 300301002		Salaries-Overtime	64		45		
Obj 001	Salaries		35,625	47,295	20,234	52,000	181,366
Personnel Benefits							
182 300102002		Benefits-Direct	9,547	12,238	9,487	13,500	
182 300102003		Benefits-Indirect	2,475	1,810	589		
182 300102004		Benefits-Bank Accruals	188				
182 300202002		Benefits-Direct	3,751	10,180	4,869	14,580	79,802
182 300202003		Benefits-Indirect	988	2,695	1,294		
182 300302002		Benefits-Direct	441	141	246		
182 300302003		Benefits-Indirect	116	37	65		
Obj 002	Personnel Benefits		17,505	27,101	16,550	28,080	79,802
Supplies							
182 300103101		Office & Operating Supplies	2,347	1,363	938	1,200	
182 300103501		Small Tools & Minor Equipmen	363				
182 300103502		Computer Software	11,307		413		
182 300103590		Small Attrac Computer/Monito	328	87	366		
182 300203101		Office & Operating Supplies			206		17,800
Obj 003	Supplies		14,345	1,450	1,922	1,200	17,800

2020 Final Budget
Expenditure
As of November 30, 2019

		2017 Actual	2018 Actual	2019 Current	2019 Budget	2020 Budget
Affordable Housing						
HOME						
Other Services - Charges						
182 300104101	Professional Services	8,904				
182 300104190	Prof Serv-Communications		1,364	495		
182 300104202	Communications-Postage	217	63	59	50	
182 300104301	Travel	2,065	188	177	4,850	15,859
182 300104401	Advertising	4,293	3,148	2,012	4,300	
182 300104601	Insurance		102		150	
182 300104801	Repair & Maintenance	324	1,747	1,820	1,800	
182 300104901	Miscellaneous	1,612	1,903	2,919	1,620	5,000
182 300204101	Professional Services	12,571	3,128	9,418	10,000	67,175
182 300204301	Travel	10		22		4,500
182 300204401	Advertising					3,400
182 300204801	Repair & Maintenance	46,726	106,776	119,114	858,367	1,532,851
182 300204901	Miscellaneous	16,592	418	218		37,461
182 300304101	Professional Services			1,350		
182 300304801	Repair & Maintenance	37,483	107,719	32,299	245,000	
Obj 004	Other Services - Charges	130,796	226,555	169,903	1,126,137	1,666,246
Intergovernmental Services						
182 300205101			130			
Obj 005	Intergovernmental Services		130			
Sub 300	HOME	198,271	302,531	208,609	1,207,417	1,945,214
Lead Hazard Control Healthy HM						
Salaries						
182 400101001	Salaries & Benefits	56,628	7,999	11,998	26,190	2,113
182 400101002	Salaries-Overtime	1,410	1,028	520		
182 400201001	Salaries & Benefits	10,316	64,186	61,356	100,647	15,093
182 400201002	Salaries-Overtime	460	1,338	3,186		
Obj 001	Salaries	68,814	74,550	77,060	126,837	17,206
Personnel Benefits						
182 400102002	Benefits-Direct	22,181	3,609	4,868	14,142	677
182 400102003	Benefits-Indirect	5,858	1,056	1,314		
182 400202002	Benefits-Direct	4,128	24,899	24,881	54,350	6,894
182 400202003	Benefits-Indirect	1,102	6,553	6,545		
Obj 002	Personnel Benefits	33,269	36,117	37,608	68,492	7,571
Supplies						
182 400103101	Office & Operating Supplies	2,194	1,365	6,342	1,500	1,075
182 400103501	Small Tools & Minor Equipmen	1,460				

2020 Final Budget
Expenditure
As of November 30, 2019

		2017 Actual	2018 Actual	2019 Current	2019 Budget	2020 Budget
Affordable Housing						
Lead Hazard Control Healthy HM						
Supplies						
182 400103502	Computer Software			206		
182 400103590	Small Attrac Computer/Monito	6,573				
182 400203101	Office & Operating Supplies	3,043		269	10,267	
182 400203590	Small Attrac Computer/Monito	32				
Obj 003	Supplies	13,302	1,365	6,817	11,767	1,075
Other Services - Charges						
182 400104101	Professional Services			373		
182 400104202	Communications-Postage		62		80	
182 400104301	Travel	4,407	5,327	4,254	5,500	500
182 400104401	Advertising			1,218		
182 400104901	Miscellaneous	330	1,777	2,454	1,900	
182 400204101	Professional Services	9,720	60,537	81,827	51,488	
182 400204301	Travel	1,375	370	52	10,033	500
182 400204501	Operating Rental & Leases	1,954	2,261	1,252		
182 400204801	Repair & Maintenance		118,212	137,633	226,237	
182 400204901	Miscellaneous	2,798	1,163			
Obj 004	Other Services - Charges	20,584	189,708	229,062	295,238	1,000
Sub 400	Lead Hazard Control Healthy HM	135,970	301,741	350,548	502,334	26,852
Fnd 182	Affordable Housing	435,616	808,219	866,701	2,623,100	2,919,189

PILT Title III

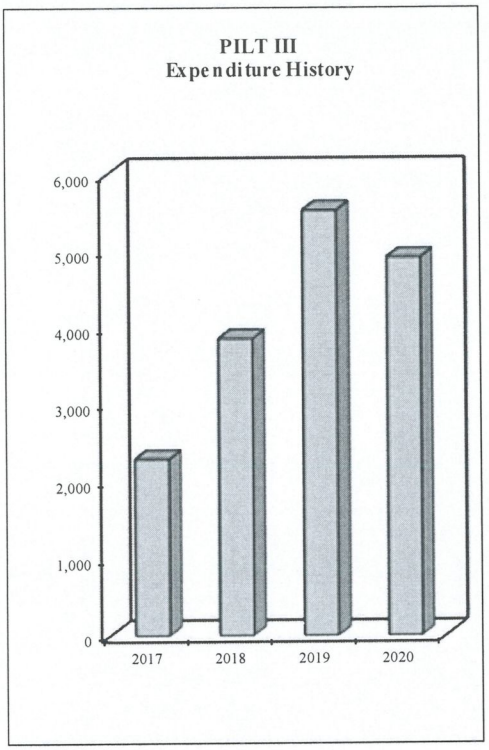

Expenditures	2017 Actual	2018 Actual	2019 Budget	2020 Budget
Other Services & Charges	2,293	3,851	5,521	4,906
Total Expenditure	2,293	3,851	5,521	4,906
Ending Fund Balance	130,074	137,602	135,153	142,174
Total	132,367	141,453	140,674	147,080

Program Description:

This fund was created to account for the proceeds of the Property in Lieu of Tax (PILT) Title III funds. These funds can only be used for programs on federal forest land.

Major Objectives:

The only programs currently authorized by the Federal Government to use PILT Title III funds are as follows:

- Firewise Communities programs.
- Yakima County Sheriff's Search and Rescue.

2020 Final Budget
Revenue
As of November 30, 2019

		2017 Actual	2018 Actual	2019 Current	2019 Budget	2020 Budget
PILT Title III Funds						
REVENUES						
183 18330850001	Beginning Fund Bal Assigned				133,174	139,580
183 18333210701	National Agriculture Library			88,852		
183 18336111001	Investment Interest	7,902	11,608	11,552	7,500	7,500
183 18336111032	Gain/Loss on Investments	82-	229-	3,192		
Fnd 183	PILT Title III Funds	7,820	11,379	103,596	140,674	147,080

2020 Final Budget
Expenditure
As of November 30, 2019

		2017 Actual	2018 Actual	2019 Current	2019 Budget	2020 Budget
PILT Title III						
Program Administration						
Reclassification & Cost Alloc.						
183 1830200	Ending Fund Balance Restrict				135,153	142,174
Obj 000	Reclassification & Cost Alloc.				135,153	142,174
Other Services - Charges						
183 104118	Prof Serv-Audits	3	1		50	50
183 104125	Prof Serv-Indirect Costs	95	105	49	53	53
183 104137	Prof Serv-Program Support	2,196	3,745	4,508	4,918	4,303
183 104401	Advertising				500	500
Obj 004	Other Services - Charges	2,293	3,851	4,557	5,521	4,906
Sub 010	Program Administration	2,293	3,851	4,557	140,674	147,080
Fnd 183	PILT Title III Funds	2,293	3,851	4,557	140,674	147,080

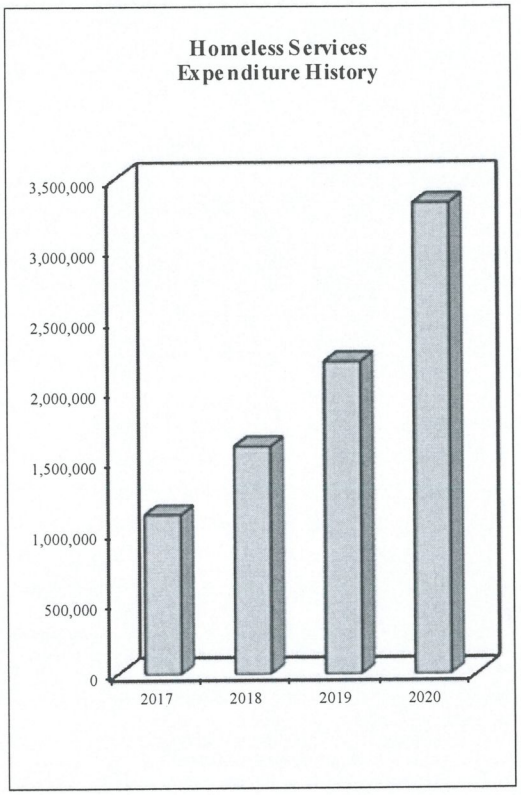

Homeless Services

Expenditures	2017 Actual	2018 Actual	2019 Budget	2020 Budget
Salaries & Wages	0	0	75,000	244,826
Personnel Benefits	0	0	35,000	115,212
Supplies	0	0	8,500	7,000
Other Services & Charges	1,123,320	1,604,737	2,084,795	2,957,424
Total Expenditures	1,123,320	1,604,737	2,203,295	3,324,462
Ending Fund Balance	1,315,237	777,949	787,431	939,932
Total	2,438,557	2,382,686	2,990,726	4,264,394

Program Description:

The Washington State Legislature passed the Homelessness Housing and Assistance Act (ESSHB 2163) in the spring of 2005, directing local governments to develop plans to reduce homelessness.

Major Objectives:

Yakima County contracts with the Yakima Valley Conference of Governments (YVCOG) to plan and allocate resources to homelessness providers in all communities of the County.

Revenue/Expenditure Comments:

The State of Washington has enacted certain fees on recorded documents that fund the Homeless Service Programs. These funds are collected by Yakima County and allocated to YVCOG on request for services to the homeless of Yakima County.

2020 Final Budget
Revenue
As of November 30, 2019

		2017 Actual	2018 Actual	2019 Current	2019 Budget	2020 Budget
Homeless Services Fund						
REVENUES						
184 18430850001	Beginning Fund Bal Assigned				788,726	939,882
184 18434127001	Homeless - AHFA Admin	47,029	54,139	54,385	51,405	554,667
184 18434127002	Homeless - AHFA Prog	738,163	995,927	1,089,805	1,093,595	595,483
184 18436111001	Investment Interest	14,093	13,870	13,211	8,000	
184 18436111032	Gain/Loss on Investments	3,981-	3,513	2,832		
184 18436991001	Othe Miscellaneous Revenue			492,186	1,120,500	2,174,362
184 18439700005		9				
Fnd 184	Homeless Services Fund	795,313	1,067,449	1,652,419	3,062,226	4,264,394

2020 Final Budget
Expenditure
As of November 30, 2019

		2017 Actual	2018 Actual	2019 Current	2019 Budget	2020 Budget
Homeless Services Fund						
Reclassification & Cost Alloc.						
184 1840200	Ending Fund Balance Restrict				787,431	939,932
Obj 000	Reclassification & Cost Alloc.				787,431	939,932
Salaries						
184 3900997001001	Salaries & Wages			60,317	75,000	244,826
Obj 001	Salaries			60,317	75,000	244,826
Personnel Benefits						
184 3900997002002	Benefits Direct			24,029	35,000	115,212
Obj 002	Personnel Benefits			24,029	35,000	115,212
Supplies						
184 41010513101	Office & Operating Supplies			2,566	3,000	
184 41010513501	Small Tools & Minor Equipmen			9-		
184 41010513590	Small Attrac-Tracked Invento			4,714	5,000	
184 3900997003101	Office Supplies					2,000
184 3900997003104	Copies & Printing			15	500	
184 3900997003105	Operating Supplies					5,000
Obj 003	Supplies			7,285	8,500	7,000
Other Services - Charges						
184 41010514118	Prof Serv-Audits				2,500	
184 41010514137	Prof Serv-Program Support	17,408	1,968	1,645	1,795	
184 41010514301	Travel			5,965	10,000	
184 41010514901	Miscellaneous			1,285	24,433	
184 42020514118	Prof Serv-Audit Cost	2,070	713			
184 47920514901	Miscellaneous			21		
184 76020514901	Miscellaneous YVCOG	1,103,842	1,602,056	555,067	555,067	
184 1500401004101	Professional Services			1,326	2,500	2,992
184 1500402004101	Professional Services			22,094	40,000	46,871
184 1500601004101	Professional Services					29,307
184 1500606004101	Professional Services					459,143
184 1500701004101	Professional Services			382	1,000	684
184 1500702004101	Professional Services			6,374	12,000	10,713
184 1550201004101	Professional Services					1,832
184 1550202004101	Professional Services					28,697
184 1700201004101	Professional Services					50,881
184 1800401004101	Professional Services			235	1,000	1,526
184 1800402004101	Professional Services			17,063	26,000	23,914
184 1850401004101	Professional Services			8,906	15,000	28,697
184 1850402004101	Professional Services			135,976	250,000	449,579
184 1850701004101	Professional Services					916
184 1850702004101	Professional Services			4,232	8,000	14,348

2020 Final Budget
Expenditure
As of November 30, 2019

		2017 Actual	2018 Actual	2019 Current	2019 Budget	2020 Budget
Homeless Services Fund						
Other Services - Charges						
184 2500101004101	Professional Services			147	500	423
184 2500102004101	Professional Services			2,447	5,000	5,223
184 2550101004101	Professional Services			150	400,000	
184 2550102004101	Professional Services			1,999		
184 2550301004101	Professional Services			851		42,627
184 2550302004101	Professional Services			10,305		525,732
184 2550303004101	Professional Services			4,001		
184 2550501004101	Professional Services			689		
184 2550502004101	Professional Services			2,224		
184 2550503004101	Professional Services			6,962		
184 2550801004101	Professional Services			1,879		
184 2550802004101	Professional Services			24,577		
184 2550803004101	Professional Services			68,027		
184 2600301004101	Professional Services			1,434		7,622
184 2600302004101	Professional Services			8,006		94,006
184 2600303004101	Professional Services			10,590		
184 2600304004101	Professional Services			524		
184 2600501004101	Professional Services			573		
184 2600502004101	Professional Services			7,313		
184 2600503004101	Professional Services			331	65,000	
184 2650401004101	Professional Services			1,068	25,000	3,952
184 2650402004101	Professional Services			6,250		48,742
184 2650404004101	Professional Services			5,672		
184 2700101004101	Professional Services			610	600,000	
184 2700102004101	Professional Services			11,014		
184 2700301004101	Professional Services			2,678		69,803
184 2700302004101	Professional Services			25,197		860,905
184 2700303004101	Professional Services			28,635		
184 2700801004101	Professional Services			6,725		
184 2700802004101	Professional Services			37,199		
184 2700803004101	Professional Services			127,712		
184 2750401004101	Professional Services					5,279
184 2750402004101	Professional Services			13,090	25,000	65,110
184 3900997004104	Prof Services Other			6,977	15,000	43,000
184 3900997004132	Training					2,500
184 3900997004202	Communications Postage			18		200
184 3900997004301	Travel					15,000
184 3900997004501	Operating Rental & Leases			215		3,500
184 3900997004901	Miscellaneous			1,080		13,700
Obj 004	Other Services - Charges	1,123,320	1,604,737	1,187,738	2,084,795	2,957,424

2020 Final Budget
Expenditure
As of November 30, 2019

		2017 Actual	2018 Actual	2019 Current	2019 Budget	2020 Budget
Homeless Services Fund						
Capital Outlay						
184 3900997006401	Homeless Assets			71,235	71,500	
Obj 006	Capital Outlay			71,235	71,500	
Fnd 184	Homeless Services Fund	1,123,320	1,604,737	1,350,605	3,062,226	4,264,394

This page left blank intentionally.

All Debt Service Funds

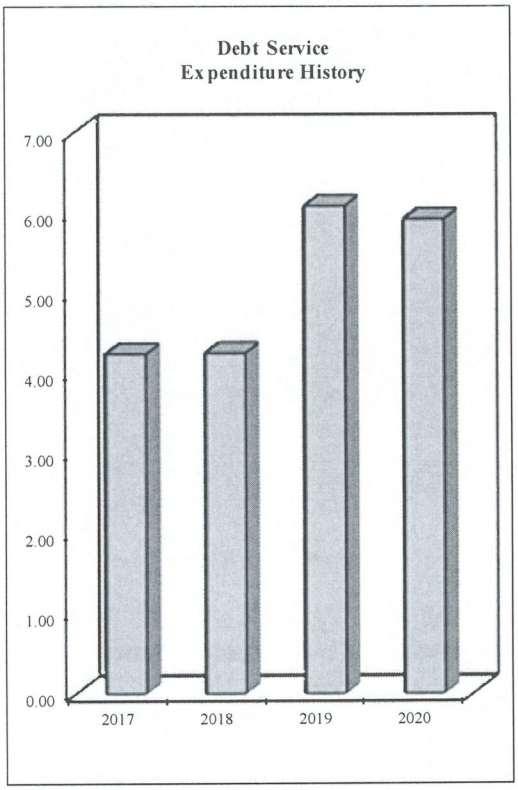

Expenditures	2017 Actual	2018 Actual	2019 Budget	2020 Budget
1997 G O Bond	-	128	28	-
2008 G O Bond	1	-	41,673	41,694
2008B G O Bond	15,735	15,363	14,975	14,575
2009 Bond Redemption	889,430	905,580	915,530	598,560
2010A Bond Redemption	2,768,544	2,763,144	3,212,325	3,221,925
2010B Bond Redemption	121,500	121,500	1,458,511	1,604,609
2014 G O Bond	436,731	439,531	434,531	439,113
LID #3	7,632	5,193	3,492	-
RID #99	-	-	3,034	-
Total	4,239,573	4,250,439	6,084,099	5,920,476

Program Description:

1997 G O Bond Redemption – A fund to account for redemption of bonds to be used for the defeasment of Juvenile Justice debt.

2008 G O Bond Redemption - A fund to account for redemption of bonds to be used for the refinancing of the 1997 G O Bonds.

2008B G O Bond Redemption – A fund to account for redemption of bonds to be used for the purchase of a Noxious Weed facility.

2009 G O Bond Redemption – A fund to account for the refunding of the 1999 Resource Center, and various capital projects for public improvements of tourist promotion facilities.

2010A G O Bond Redemption – A Fund to account for various capital improvement projects and refunding of 2002 GO Bond.

2010B G O Bond Redemption – Qualified Energy Conservation Bonds to fund a new outside energy efficient shell for the county courthouse.

2014 G O Bond Redemption – A fund to account for redemption of bonds for the remodel of the Resource Center and County Road bridge replacements.

Road Improvement District (RID) - Funds established to account for financing of public improvements deemed to benefit the adjacent properties. Financing is provided by the sale of special assessments bonds. Each property owner within the benefiting area is assessed a proportionate share of the costs.

Local Improvement District (LID) – Funds established to account for financing of public improvements deemed to benefit the adjacent properties. Financing is provided by the sale of special assessment bonds. Each property owner within the benefiting area is assessed a proportionate share of the costs.

2020 Final Budget
Revenue
As of November 30, 2019

		2017 Actual	2018 Actual	2019 Current	2019 Budget	2020 Budget
2014 LTGO Bond Redemption						
REVENUES						
201 20133700002	2014 LTGO Other Payments	118,900	121,950	119,150	119,150	117,663
201 20136111001	Investment Interest	622	934			
201 20136111032	Gain/Loss on Investments	4-	16			
201 20139700011	Oper Trans In-County Road	144,619	142,219	29,509	144,019	142,212
201 20139700040	Operating Transfers In - REE	54,313	49,328	52,213	52,212	61,575
201 20139700050	Operating Transfers In - 911	118,900	121,950	119,150	119,150	117,663
Fnd 201	2014 LTGO Bond Redemption	437,349	436,396	320,022	434,531	439,113

2020 Final Budget
Expenditures
As of November 30, 2019

		2017 Actual	2018 Actual	2019 Current	2019 Budget	2020 Budget
2014 LTGO Bond Redemption						
Debt Service-Principal						
201 2017101	Principal-G.O. Bonds	240,000	250,000		255,000	265,000
Obj 007	Debt Service-Principal	240,000	250,000		255,000	265,000
Debt Service-Interest						
201 2018301	Interest on L-T External Deb	196,731	189,531	89,766	179,531	174,113
Obj 008	Debt Service-Interest	196,731	189,531	89,766	179,531	174,113
Sub 201	2014 LTGO Bond Redemption	436,731	439,531	89,766	434,531	439,113

2020 Final Budget
Revenue
As of November 30, 2019

		2017 Actual	2018 Actual	2019 Current	2019 Budget	2020 Budget
2008 GO Bond Redemption						
REVENUES						
214 21430840001	Beg Fund Balance Committed				41,640	41,679
214 21431110001	Real Property	9	20	21	5	15
214 21439700001	Operating Tran In-1997 GO Bo		129		28	
Fnd 214	2008 GO Bond Redemption	9	149	21	41,673	41,694

2020 Final Budget
Expenditures
As of November 30, 2019

		2017 Actual	2018 Actual	2019 Current	2019 Budget	2020 Budget
2008 GO Bond (ref 1997 GO)						
Reclassification & Cost Alloc.						
214 2140100					41,673	
214 2140200	Ending Fund Bal - Committed					41,694
Obj 000	Reclassification & Cost Alloc.				41,673	41,694
Other Services - Charges						
214 2144945	Misc-Interest on Tax Refund	1				
Obj 004	Other Services - Charges	1				
Sub 214	2008 GO Bond (ref 1997 GO)	1			41,673	41,694

2020 Final Budget
Revenue
As of November 30, 2019

		2017 Actual	2018 Actual	2019 Current	2019 Budget	2020 Budget
2008 GO Bond Redemption						
REVENUES						
215 21539700001	Operating Tran In-Noxious We	15,735	15,363	12,588	14,975	14,575
Fnd 215	2008 GO Bond Redemption	15,735	15,363	12,588	14,975	14,575

2020 Final Budget
Expenditures
As of November 30, 2019

		2017 Actual	2018 Actual	2019 Current	2019 Budget	2020 Budget
2008 GO Bond (Nox Weed)						
Debt Service-Principal						
215 2157101	Principal-G.O. Bonds	10,000	10,000	10,000	10,000	10,000
Obj 007	Debt Service-Principal	10,000	10,000	10,000	10,000	10,000
Debt Service-Interest						
215 2158301	Interest on L-T External Deb	5,735	5,363	2,588	4,975	4,575
Obj 008	Debt Service-Interest	5,735	5,363	2,588	4,975	4,575
Sub 215	2008 GO Bond (Nox Weed)	15,735	15,363	12,588	14,975	14,575

2020 Final Budget
Revenue
As of November 30, 2019

		2017 Actual	2018 Actual	2019 Current	2019 Budget	2020 Budget
2009 Bond Redemption						
REVENUES						
216 21636111001	Investment Interest	11				
216 21636111032	Gain/Loss on Investments	5				
216 21639700001	Operating Tran In-Hotel/Mote	566,360	576,360	585,610	585,610	598,560
216 21639700002	Operating Tran In-DOC	322,008	329,220	329,920	329,920	
Fnd 216	2009 Bond Redemption	888,385	905,580	915,530	915,530	598,560

2020 Final Budget
Expenditures
As of November 30, 2019

		2017 Actual	2018 Actual	2019 Current	2019 Budget	2020 Budget
2009 Bond Redemption						
Debt Service-Principal						
216 2167101	Principal-G.O. Bonds	795,000	835,000		870,000	580,000
Obj 007	Debt Service-Principal	795,000	835,000		870,000	580,000
Debt Service-Interest						
216 2168301	Interest on L-T External Deb	94,430	70,580	22,765	45,530	18,560
Obj 008	Debt Service-Interest	94,430	70,580	22,765	45,530	18,560
Sub 216	2009 Bond Redemption	889,430	905,580	22,765	915,530	598,560

2020 Final Budget
Revenue
As of November 30, 2019

		2017 Actual	2018 Actual	2019 Current	2019 Budget	2020 Budget
2010A Bond Redemption						
REVENUES						
217 21739700001	Operating Transfers In				440,631	443,931
217 21739700002	Oper Trans In-Gen Fund-Other	14,809	14,964	14,577	14,577	14,835
217 21739700015	Oper Trans In-Tech Services	56,800	54,800	58,300	58,300	56,650
217 21739700040	Oper Trans In-REET	127,425	124,825	122,875	122,875	125,925
217 21739700107	Oper Trans In-DOC	2,408,425	2,403,425	2,415,075	2,415,075	2,419,625
217 21739700108	Oper Trans In-Co Road	14,809	14,964	839	14,577	14,835
217 21739700110	Oper Trans In-Facilities Ser	116,113	121,003	117,877	117,877	118,461
217 21739700140	Oper Trans In-GF Sheriff	30,163	29,163	1,706	28,413	27,663
Fnd 217	2010A Bond Redemption	2,768,544	2,763,144	2,731,249	3,212,325	3,221,925

2020 Final Budget
Expenditures
As of November 30, 2019

		2017 Actual	2018 Actual	2019 Current	2019 Budget	2020 Budget
2010A Bond Redmpt						
Debt Service-Principal						
217 2177101	Principal-G.O. Bonds	2,135,000	2,215,000		2,680,000	2,770,000
Obj 007	Debt Service-Principal	2,135,000	2,215,000		2,680,000	2,770,000
Debt Service-Interest						
217 2178301	Interest on L-T External Deb	633,544	548,144	240,847	532,325	451,925
Obj 008	Debt Service-Interest	633,544	548,144	240,847	532,325	451,925
Sub 217	2010A Bond Redmpt	2,768,544	2,763,144	240,847	3,212,325	3,221,925

2020 Final Budget
Revenue
As of November 30, 2019

		2017 Actual	2018 Actual	2019 Current	2019 Budget	2020 Budget
2010B Bond Redemption						
REVENUES						
218 21830840001	Beg Fund Balance Committed				1,191,511	1,337,509
218 21833221201	ARRA Bonds Interest Subsidy	75,978	76,263	38,335	76,426	76,671
218 21836111001	Investment Interest	10,966	19,280	22,089	20,000	23,800
218 21836111032	Gain/Loss on Investments	1,282-	868-	6,619		
218 21839700040	Oper Trans In-REET	183,022	173,237	201,865	170,574	166,629
Fnd 218	2010B Bond Redemption	268,684	267,912	268,908	1,458,511	1,604,609

2020 Final Budget
Expenditures
As of November 30, 2019

		2017 Actual	2018 Actual	2019 Current	2019 Budget	2020 Budget
2010B Bond Redmpt						
Reclassification & Cost Alloc.						
218 2180200	Ending Fund Bal - Committed				1,337,011	1,483,109
Obj 000	Reclassification & Cost Alloc.				1,337,011	1,483,109
Debt Service-Interest						
218 2188301	Interest on L-T External Deb	121,500	121,500	60,750	121,500	121,500
Obj 008	Debt Service-Interest	121,500	121,500	60,750	121,500	121,500
Sub 218	2010B Bond Redmpt	121,500	121,500	60,750	1,458,511	1,604,609

This page left blank intentionally.

Capital Projects

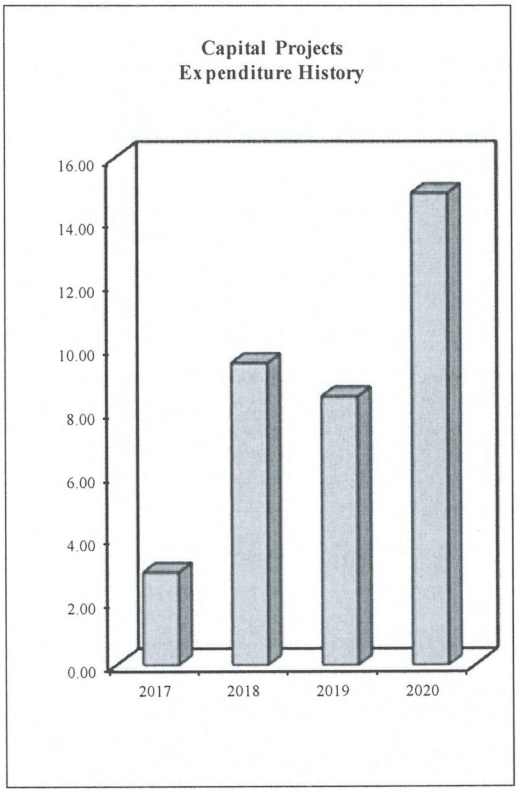

Expenditures	2017 Actual	2018 Actual	2019 Budget	2020 Budget
General Capital Projects	148,470	78,743	3,544,951	2,870,305
2014 LTGO Cap Proj	920,558	1,191,887	1,967	-
Fairgrounds Capital Projects	597,485	2,027,745	386,000	188,377
2019 Capital Proj	-	-	125,000	8,500,000
Public Works Capital Projects	851,664	3,615,246	3,050,000	1,929,551
Real Estate Excise Capital	415,059	2,611,293	1,226,619	1,264,048
Ascend Royalties	-	-	130,340	134,850
Total	2,933,236	9,524,914	8,464,877	14,887,131

Program Description:

General Capital Projects- A fund to account for Technology Services projects that are funded from outside of the Technology Services fund.

Fairgrounds Capital Projects - A fund to account for Capital Projects at State Fair Park.

Public Works Capital Projects - A fund to account for the County's ongoing public works capital projects related to Facilities Services.

2014 LTGO Capital Projects – A fund to account for 2014 LTGO Bond Proceeds used for bridge replacements in the County Road Department.

Ascend Royalties – A fund to account for upgrades to the Treasurer's and Assessor's Ascend Financial System.

Real Estate Excise Capital Projects - A fund to account for real estate excise tax levied in accordance with RCW 82.46.010. All revenue is restricted to local capital improvements.

2019 GO Bond Capital Projects – A fund to account for 2019 GO Bond Proceeds for improvements at State Fair Park. Motel/Hotel funds will be used to repay the annual debt payment on the bond.

2020 Final Budget
Revenue
As of November 30, 2019

		2017 Actual	2018 Actual	2019 Current	2019 Budget	2020 Budget
General Capital Project						
REVENUES						
304 1039700001	Operating Trans In		1,200,000			
304 30430800001	Begin Unreserv Fund Balance				2,234,951	2,865,305
304 30436111001	Investment Interest	2,456	15,701	40,435	10,000	5,000
304 30436111032	Gain/Loss on Investments	64-	8,306-	8,982		
304 30439700001	Operating Trans In				500,000	
304 30439700002	Operating Trans In-Gen Fund		931,860	1,859,803	800,000	
Fnd 304	General Capital Project	2,392	2,139,255	1,909,220	3,544,951	2,870,305

2020 Final Budget
Expenditures
As of November 30, 2019

		2017 Actual	2018 Actual	2019 Current	2019 Budget	2020 Budget
General Capital Projects						
Reclassification & Cost Alloc.						
304 310100	Oper Transfer Out-Gen Fund	21,517				
Obj 000	Reclassification & Cost Alloc.	21,517				
Supplies						
304 3103502	Computer Software	38,153				
304 3203101	Office & Operating Supplies			1,599		
304 4223502	C Computer Software				404	404
304 4423502	C Computer Software				37,000	
304 4423590	Small Attract Traced Invento			671		
304 5143101	Office & Operating Supplies			1,334		
304 5183101	Office & Operating Supplies		1,942			
304 5213501	C Small Tools & Minor Equipmen				20,406	20,406
304 9213501	Small Tools Minor Equipment		2,776			
Obj 003	Supplies	38,153	4,719	3,604	57,810	20,810
Other Services - Charges						
304 3204101	Professional Services			4,027		
304 3204190	Pro Ser Communication				5,710	
304 3204901	Misc			2,802		
304 4424101	Professional Services			33,035		3,295
304 5144101	Professional Services	78,500	67,625	813,137	3,410,298	2,787,843
304 5144901	Miscellaneous			745,575		
304 5184101	Professional Services	10,300				
304 5184701	Utilities-Services		6,400			
304 5184901	Miscellaneous				16,133	16,133
Obj 004	Other Services - Charges	88,800	74,025	1,598,575	3,432,141	2,807,271
Capital Outlay						
304 9216401	Machinery & Equipment				55,000	42,224
Obj 006	Capital Outlay				55,000	42,224
Fnd 304	General Capital Project	148,470	78,743	1,602,179	3,544,951	2,870,305

2020 Final Budget
Revenue
As of November 30, 2019

		2017 Actual	2018 Actual	2019 Current	2019 Budget	2020 Budget
State Fair Park Capital Proj						
REVENUES						
309 30930800001	Beginning Fund Balance				184,000	186,377
309 30936111001	Investment Interest	1,069	3,452	2,895	2,000	2,000
309 30936111032	Gain /Loss of Investments	1,083-	350	733		
309 30939700001	Operating Transfer In	261,089				
391 39133404210	Dept of Commerce	83,990	1,866,010		200,000	
392 39236111001	Investment Interest	734				
392 39236111032	Gain/Loss on Investments	274				
392 39239700004	Operating Trans In-Motel/Hot	188,973	63,321			
393 39333402103	Dept of Ag - CWSFA		80,000			
Fnd 309	State Fair Park Capital Proj	535,044	2,013,133	3,628	386,000	188,377

2020 Final Budget
Expenditures
As of November 30, 2019

		2017 Actual	2018 Actual	2019 Current	2019 Budget	2020 Budget
State Fair Park Capital Proj						
Sundome Capital Proj Fund						
Other Services - Charges						
309 5754901	Miscellaneous		18,414		186,000	188,377
309 9754101	Professional Services	46,961				
309 9754901	Miscellaneous	16,473			200,000	
Obj 004	Other Services - Charges	63,434	18,414		386,000	188,377
Sundome Kitchen Capital Proj						
Other Services - Charges						
391 9754101	Professional Services	83,990	102,436			
391 9754901	Miscellaneous		20,113			
Obj 004	Other Services - Charges	83,990	122,549			
Capital Outlay						
391 9756501	Construction in Progress		1,643,461			
391 9756502	C Capital Exp		100,000			
Obj 006	Capital Outlay		1,743,461			
Hotel/ Motel Capital Project						
Reclassification & Cost Alloc.						
392 9750100	Operating Transfers Out	261,089				
Obj 000	Reclassification & Cost Alloc.	261,089				
Other Services - Charges						
392 5754901	Miscellaneous	104,960	63,321			
392 9754901	Miscellaneous	53,666				
Obj 004	Other Services - Charges	158,626	63,321			
Capital Outlay						
392 9756401	Machinery - Equipment	30,347				
Obj 006	Capital Outlay	30,347				
Dept of AG Capital Projects						
Other Services - Charges						
393 9754901	Miscellaneous		80,000			
Obj 004	Other Services - Charges		80,000			
Fnd 309	State Fair Park Capital Proj	597,485	2,027,745		386,000	188,377

2020 Final Budget
Revenue
As of November 30, 2019

		2017 Actual	2018 Actual	2019 Current	2019 Budget	2020 Budget
Public Works Capital Projects						
REVENUES						
315 31530840001	Beg Fund Balance Committed					209,204
315 31533700001	City of Yakima Projects	60,300				
315 31534171002	Sales of Plans	425	200	250		
315 31534529005	Incentive Energy Efficiency		53,117	46,814		
315 31536111001	Investment Interest	216	334	1,522		
315 31536111032	Gain/Loss on Investments	198-	165	35		
315 31536991001	Other Misc. Revenue	29,316				
315 31539700001	Operating Transfers In	66,615	2,214,163		250,000	375,000
315 31539700002	Oper Transf In-Fund 580 CIP	690,000	1,395,000	2,450,000	2,800,000	1,345,347
Fnd 315	Public Works Capital Projects	846,674	3,662,979	2,498,622	3,050,000	1,929,551

2020 Final Budget
Expenditures
As of November 30, 2019

		2017 Actual	2018 Actual	2019 Current	2019 Budget	2020 Budget
Public Works Capital Projects						
Reclassification & Cost Alloc.						
315 5110128	Oper Trans Out-Fund 580			1,500,000	1,800,000	
315 5110185	Oper Trans Out-Fund 319		6,055			
Obj 000	Reclassification & Cost Alloc.		6,055	1,500,000	1,800,000	
Salaries						
315 5111001	Salaries & Wages	42,902	16,099	442	400,000	
315 5111002	Salaries-Overtime	5,081	7,506			
315 5111003	Salaries-Extra Help	139				
315 5211001	Salaries & Wages	2,203	2,782	1,140		
315 5211002	Salaries-Overtime		37			
315 5231001	Salaries & Wages	532	33,033	10,222		
315 5231002	Salaries-Overtime	229	9,286	1,541		
315 9111001	Salaries & Benefits	18,058	38,287	32,790		
315 9111002	Salaries-Overtime	929	907	437		
315 9211002	Salaries-Overtime		2,434			
315 9231001	Salaries & Benefits	17,398	37,918	23,337		
315 9231002	Salaries-Overtime	243	460	148		
Obj 001	Salaries	87,716	148,748	70,057	400,000	
Personnel Benefits						
315 5112002	Benefits-Direct	19,684	10,189	186	150,000	
315 5112003	Benefits-Indirect	12,891	6,442	124		
315 5212002	Benefits-Direct	837	4,638	479		
315 5212003	Benefits-Indirect	617	1,471	319		
315 5232002	Benefits-Direct	27-	18,216	4,941		
315 5232003	Benefits-Indirect	73	11,938	3,294		
315 9112002	Benefits-Direct	6,272	16,268	14,057		
315 9112003	Benefits-Indirect	4,965	10,911	9,078		
315 9212002	Benefits-Direct		2,434-			
315 9232002	Benefits-Direct	7,040	15,669	9,864		
315 9232003	Benefits-Indirect	5,043	10,657	6,576		
Obj 002	Personnel Benefits	57,395	103,963	48,916	150,000	
Supplies						
315 5113101	Office & Operating Supplies	14,235	112	4,231		
315 5113105	Operating Supplies	26,982	518			
315 5113501	Small Tools & Minor Equip	3,610	546			
315 5113590	Small Attac-Tracked Inventor			390		
315 5213101	Office & Operating Supplies	90	765			
315 5213201	Fuel Consumed		1,853			
315 5213501	Small Tools & Minor Equipmen		578	1,270		
315 5233101	Office & Operating Supplies	6,890	318			
315 5233201	Fuel Consumed		20			

2020 Final Budget
Expenditures
As of November 30, 2019

		2017 Actual	2018 Actual	2019 Current	2019 Budget	2020 Budget
Public Works Capital Projects						
Supplies						
315 5233501	Small Tools & Minor Equip		875			
315 5233590	Small Atrac-Tracked Inventor		941			
315 9113101	Office & Operating Supplies	50	4,970	1,088		
315 9113105	Operating Supplies	17,525	11,917	7,283		
315 9113501	Small Tools & Minor Equipmen			2,771		
315 9233101	Office & Operating Supplies	32	78,859	608		
315 9233501	Small Tools & Minor Equipmen		717			
Obj 003	Supplies	69,416	102,988	17,641		
Other Services - Charges						
315 5114101	Professional Services	20,766	158,650			
315 5114501	Operating Rental & Leases	119	635			
315 5114801	Repair & Maintenance	86,774	44,955	51,538		
315 5114901	Miscellaneous	25,583				
315 5214101	Professional Services		4,449	770		
315 5214401	Advertising		215			
315 5214801	Repair & Maintenance	3,938	148,863	7,106		
315 5234101	Professional Services		2,460	23,435		
315 5234501	Operating Rental & Leases		264			
315 5234801	Repair & Maintenance	11,839	375,572	487,218		1,929,551
315 5234901	Miscellaneous		375			
315 9114101	Professional Services	389,235	177,871	28,509	150,000	
315 9114202	Communications-Postage	25	35	8		
315 9114401	Advertising	734	741	1,092		
315 9114501	Operating Rental & Leases			415		
315 9114801	Repair & Maintenance	50,609	2,287,279	299,194	550,000	
315 9114901	Miscellaneous	265				
315 9214101	Professional Services			11,331		
315 9214801	Repair & Maintenance		2,640			
315 9234101	Professional Services		112			
315 9234201	Communications-Telephone		52			
315 9234202	Communications-Postage	4		37		
315 9234401	Advertising		106			
315 9234501	Operating Rental & Leases			1,190		
315 9234801	Repair & Maintenance	46,901	33,721	27,863		
315 9234901	Miscellaneous	345	14,497	17,139		
Obj 004	Other Services - Charges	637,137	3,253,492	956,845	700,000	1,929,551
Fnd 315	Public Works Capital Projects	851,664	3,615,246	2,593,459	3,050,000	1,929,551

2020 Final Budget
Revenue
As of November 30, 2019

		2017 Actual	2018 Actual	2019 Current	2019 Budget	2020 Budget
2019 Cap Projects						
REVENUES						
325 32533404210	Dept of Commerce Grant					200,000
325 32536111001	Investment Interest					100,000
325 32539110001	GO Bond Proceeds					8,200,000
325 32539170001	Other Note Proceeds			125,000	125,000	
Fnd 325	2019 Cap Projects			125,000	125,000	8,500,000

2020 Final Budget
Expenditures
As of November 30, 2019

		2017 Actual	2018 Actual	2019 Current	2019 Budget	2020 Budget
2019 Cap Projects						
Salaries						
325 9751001	Salaries & Wages			5,460	125,000	
Obj 001	Salaries			5,460	125,000	
Personnel Benefits						
325 9752002	Benefits-Direct			2,293		
325 9752003	Benefits-Indirect			1,529		
Obj 002	Personnel Benefits			3,822		
Other Services - Charges						
325 9754101	Professional Services			25,000		7,000,000
325 9754401	Advertising			95		
Obj 004	Other Services - Charges			25,095		7,000,000
Capital Outlay						
325 9756401	Machinery & Equipment					1,500,000
Obj 006	Capital Outlay					1,500,000
Fnd 325	2019 Cap Projects			34,376	125,000	8,500,000

2020 Final Budget
Revenue
As of November 30, 2019

		2017 Actual	2018 Actual	2019 Current	2019 Budget	2020 Budget
Ascend Royalties Capital Proj						
REVENUES						
331 33130840001	Beg Fund Balance Committed				128,540	133,350
331 33136111001	Investment Interest	1,482	2,232	2,288	1,800	1,500
331 33136111032	Gain/Loss on Investments	64-	7-	686		
Fnd 331	Ascend Royalties Capital Proj	1,418	2,225	2,974	130,340	134,850

2020 Final Budget
Expenditures
As of November 30, 2019

		2017 Actual	2018 Actual	2019 Current	2019 Budget	2020 Budget
Ascend Royalties Capital Proj						
Reclassification & Cost Alloc.						
331 3310200	Ending Fund Balance-Assigned				80,340	84,850
Obj 000	Reclassification & Cost Alloc.				80,340	84,850
Other Services - Charges						
331 3314101	Professional Services				50,000	50,000
Obj 004	Other Services - Charges				50,000	50,000
Fnd 331	Ascend Royalties Capital Proj				130,340	134,850

2020 Final Budget
Revenue
As of November 30, 2019

		2017 Actual	2018 Actual	2019 Current	2019 Budget	2020 Budget
RE Excise Capital Projects						
REVENUES						
332 33230840001	Beg Fund Balance Committed				339,946	349,048
332 33231834001	Real Estate Excise Tax Q1	1,018,024	927,672	883,199	825,000	900,000
332 33236111001	Investment Interest	20,297	39,136	7,875	20,000	15,000
332 33236111032	Gain/Loss on Investments	3,876-	6,956	2,742		
332 33239700001	Operating Transfers In				41,673	
Fnd 332	RE Excise Capital Projects	1,034,444	973,765	893,816	1,226,619	1,264,048

2020 Final Budget
Expenditures
As of November 30, 2019

		2017 Actual	2018 Actual	2019 Current	2019 Budget	2020 Budget
RE Excise Capital Projects						
Reclassification & Cost Alloc.						
332 3320102	Oper Tran Out-2014 LTGO Bond	54,313	49,328	52,213	52,213	61,575
332 3320103	Transfer Out-Fund 315		2,213,604		250,000	375,000
332 3320108	Oper Tran Out-Utilities	50,000	50,000	50,000	50,000	50,000
332 3320121	Oper Tran Out-2010A GO Bond	127,425	124,825	122,875	122,875	125,925
332 3320122	Oper Tran Out-2010B GO Bond	183,022	173,237	201,865	201,865	166,629
332 3320200	Ending Fund Balance-Assigned				549,179	484,619
Obj 000	Reclassification & Cost Alloc.	414,759	2,610,993	426,952	1,226,132	1,263,748
Other Services - Charges						
332 3324101	Professional Services	300	300	487	487	300
Obj 004	Other Services - Charges	300	300	487	487	300
Fnd 332	RE Excise Capital Projects	415,059	2,611,293	427,439	1,226,619	1,264,048

2020 Final Budget
Revenue
As of November 30, 2019

		2017 Actual	2018 Actual	2019 Current	2019 Budget	2020 Budget
Solid Waste						
REVENUES						
401 40130800001	Beginning Fund Balance				7,661,662	8,259,002
401 40133403101	Department of Ecology		210,888	82,787		
401 40134370001	Garbage/Solid Waste Fees	9,322,157	9,530,840	9,436,732	10,008,000	10,008,000
401 40134370007	Sale of Compost Material	370	14	3-		
401 40134370008	Sale of Compost-Wood Chips	446	258	389		200
401 40134370010	Recycling Fees	117,522	125,290	85,042	80,000	90,000
401 40134370013	Garbage - Yard Waste	350,381	369,943	355,234	297,000	297,000
401 40134370015	Garbage - Septage	516,647	497,561	476,357	540,000	513,000
401 40134370016	Garbage - Tires	130,368	150,740	135,332	135,000	135,000
401 40134370017	Garbage - Appliances	56,631	61,365	61,521	40,825	61,000
401 40134370018	Recycling Fees-Oil	414				
401 40134370531	Garbage - Unsecured Load	22,245	21,157	8,804	15,000	15,000
401 40134370532	Garbage - Late Fee	3,154-	2,309	3,092		
401 40136111001	Investment Interest	248,139	417,488	465,611	150,000	150,000
401 40136111032	Gain/Loss on Investments	17,968-	13,815-	123,125		
401 40136140004	Interest Earnings Other			150		
401 40136910005	Sale of Scrap-Batteries	10,339	10,229	8,875	9,000	8,500
401 40136940001	Other Judgements/Settlements	114	80	71		
401 40136981001	Cashiers Over/Short	485	82-	3,189		
401 40136991001	Other Misc Revenue	5,817	11,659	3,173		
401 40136991057	Misc - SW Customer Discount	3,625-	3,541-	2,865-		
401 40137300001	Gains (losses) Disp Captl As		15,000-			
401 40137910003	Capital Contrib-Interfund Ou		631,187-			
Fnd 401	Solid Waste	10,757,327	10,746,195	11,246,614	18,936,487	19,536,702

2020 Final Budget
Expenditures
As of November 30, 2019

		2017 Actual	2018 Actual	2019 Current	2019 Budget	2020 Budget
Solid Waste						
Ending Fund Balance						
Reclassification & Cost Alloc.						
401 5080200	Ending Fund Balance				4,775,507	4,156,207
Obj 000	Reclassification & Cost Alloc.				4,775,507	4,156,207
Sub 508	Ending Fund Balance				4,775,507	4,156,207
Administration-General						
Salaries						
401 7101001	Salaries & Wages	414,712	438,551	434,608	452,701	458,880
401 7101002	Salaries-Overtime	1,044	1,529	2,795	3,182	3,182
401 7101003	Salaries-Extra Help	484	657	142	500	500
401 7101010	Accrued Annual Leave	11,134	13,959	13,443-		
Obj 001	Salaries	427,374	454,696	424,102	456,383	462,562
Personnel Benefits						
401 7102002	Benefits-Direct	652,090	707,200	689,779	590,814	684,583
401 7102003	Benefits-Indirect	31,968	29,303	27,029		
401 7102005	Benefits-Pension Expense	392,678-	468,311-		710,000	745,500
Obj 002	Personnel Benefits	291,380	268,192	716,808	1,300,814	1,430,083
Supplies						
401 7103101	Office & Operating Supplies	6,383	6,945	6,870	3,500	3,000
401 7103501	Small Tools & Minor Equipmen	2,105	728	626	1,000	1,000
401 7103502	Computer Software	5	61	165		
401 7103590	Small Attract Tract Inventor	313	2,726		2,000	2,000
Obj 003	Supplies	8,807	10,461	7,661	6,500	6,000
Other Services - Charges						
401 7104101	Professional Services	3,851	4,735	3,833	4,000	5,000
401 7104125	Prof Serv-Indirect Costs	56,155	65,463	59,683	65,109	65,679
401 7104191	Prof Serv-Purchasing	20,483	13,949	8,619	9,403	10,186
401 7104192	Prof Serv-Info Serv	71,386	73,680	78,817	119,731	156,033
401 7104201	Communication-Telephone	1,595	1,502	1,352	2,000	2,000
401 7104202	Communication-Postage	1,884	1,699	1,370	2,000	2,000
401 7104292	Communication-TS Phones				1,593	1,512
401 7104301	Travel	2,973	1,955	1,807	5,000	5,000
401 7104401	Advertising	1,235	2,186	1,905	4,000	3,000
401 7104501	Operating Rentals & Lease	3,508	2,549	2,066	4,000	3,000
401 7104690	Liability Insurance	49,241	123,997	28,253	30,821	74,626
401 7104801	Repairs & Maintenance	2,949	3,013	3,704	6,500	5,000
401 7104901	Miscellaneous	1,492	1,179	4,208	198	1,000

2020 Final Budget
Expenditures
As of November 30, 2019

		2017 Actual	2018 Actual	2019 Current	2019 Budget	2020 Budget
Solid Waste						
Administration-General						
Other Services - Charges						
401 7104957	Intergov Prof Services			55,000	59,597	60,000
Obj 004	Other Services - Charges	216,752	295,908	250,617	313,952	394,036
Intergovernmental Services						
401 7105101	C xIntergov Prof Services	57,750	60,000			
Obj 005	Intergovernmental Services	57,750	60,000			
Sub 710	Administration-General	1,002,064	1,089,256	1,399,188	2,077,649	2,292,681
Fringe Overhead						
Salaries						
401 7191001	Salaries & Wages	59,502	59,407	63,934		
Obj 001	Salaries	59,502	59,407	63,934		
Personnel Benefits						
401 7192002	Benefits-Direct	456,068-	548,916-	560,711-		
401 7192003	Benefits-Indirect	199,472-	217,894-	212,052-		
401 7192004	Benefits-Bank Accruals	1,790	4,766-	1,154		
Obj 002	Personnel Benefits	653,750-	771,576-	771,609-		
Sub 719	Fringe Overhead	594,248-	712,168-	707,676-		
Administration-Planning						
Salaries						
401 7201001	Salaries & Wages	36,875	34,825	32,862	42,000	40,000
Obj 001	Salaries	36,875	34,825	32,862	42,000	40,000
Personnel Benefits						
401 7202002	Benefits-Direct	17,700	17,761	17,088	19,899	20,191
401 7202003	Benefits-Indirect	4,794	4,527	4,272		
Obj 002	Personnel Benefits	22,493	22,288	21,360	19,899	20,191
Supplies						
401 7203101	Office & Operating Supplies	3,088			1,000	1,000
Obj 003	Supplies	3,088			1,000	1,000

2020 Final Budget
Expenditures
As of November 30, 2019

		2017 Actual	2018 Actual	2019 Current	2019 Budget	2020 Budget
Solid Waste						
Administration-Planning						
Other Services - Charges						
401 7204101	Professional Services	1,419			5,000	5,000
401 7204301	Travel	125				
401 7204501	Operating Rentals & Lease	800	288		2,000	2,000
Obj 004	Other Services - Charges	2,343	288		7,000	7,000
Sub 720	Administration-Planning	64,800	57,401	54,222	69,899	68,191
Depreciation						
Other						
401 7309101	Depreciation/Ammortization	1,093,623	836,454		650,000	650,000
401 7309110	C Reserve	193,367	319,168		975,000	975,000
Obj 009	Other	1,286,990	1,155,622		1,625,000	1,625,000
Sub 730	Depreciation	1,286,990	1,155,622		1,625,000	1,625,000
Recycling						
Salaries						
401 7701001	Salaries & Wages	108,291	108,437	105,233	119,032	119,305
401 7701002	Salaries-Overtime	5,699	9,047	8,081	6,386	6,200
401 7701003	Salaries-Extra Help	1,063	976	367	1,000	1,000
Obj 001	Salaries	115,052	118,460	113,681	126,418	126,505
Personnel Benefits						
401 7702002	Benefits-Direct	54,896	60,063	58,978	73,542	81,381
401 7702003	Benefits-Indirect	14,819	15,273	14,731		
Obj 002	Personnel Benefits	69,714	75,336	73,709	73,542	81,381
Supplies						
401 7703101	Office & Operating Supplies	18,910	29,084	26,927	20,000	25,000
401 7703501	Small Tools & Minor Equipmen	65	395			500
401 7703590	Small Attract Tract Inventor		2,470			600
Obj 003	Supplies	18,975	31,949	26,927	20,000	26,100
Other Services - Charges						
401 7704101	Professional Services	164,085	202,249	168,278	245,500	245,500
401 7704201	Communication-Telephone				300	300
401 7704202	Communication-Postage				100	100
401 7704301	Travel	720	1,683	486	4,000	2,000
401 7704401	Advertising	8,944	9,015	3,030	20,000	15,000

2020 Final Budget
Expenditures
As of November 30, 2019

		2017 Actual	2018 Actual	2019 Current	2019 Budget	2020 Budget
Solid Waste						
Recycling						
Other Services - Charges						
401 7704501	Operating Rentals & Lease	13,283	22,902	25,790	15,500	28,500
401 7704801	Repairs & Maintenance	7,022	24,237	1,273	2,000	2,000
401 7704901	Miscellaneous	840	2,609	175	10,000	5,000
Obj 004	Other Services - Charges	194,894	262,695	199,031	297,400	298,400
Intergovernmental Services						
401 7705101			315			
Obj 005	Intergovernmental Services		315			
Sub 770	Recycling	398,636	488,755	413,349	517,360	532,386
Landfill Operations						
Salaries						
401 7811001	Salaries & Wages	649,869	742,473	751,524	1,015,179	988,000
401 7811002	Salaries-Overtime	56,396	91,830	91,296	60,000	96,889
401 7811003	Salaries-Extra Help	16,006	15,878	15,732	10,609	10,800
Obj 001	Salaries	722,272	850,181	858,552	1,085,788	1,095,689
Personnel Benefits						
401 7812002	Benefits-Direct	341,325	427,357	439,666	578,954	588,516
401 7812003	Benefits-Indirect	92,045	108,778	109,755		
Obj 002	Personnel Benefits	433,370	536,135	549,421	578,954	588,516
Supplies						
401 7813101	Office & Operating Supplies	96,595	196,171	130,311	150,000	120,000
401 7813201	Fuel Consumed	117	42			
401 7813501	Small Tools & Minor Equipmen	6,840	7,919	3,927	6,500	6,000
401 7813502	Computer Software		49,027	17,799		
401 7813590	Small Attract Tract Inventor	17,217	4,979	2,751	10,000	5,000
Obj 003	Supplies	120,770	258,137	154,788	166,500	131,000
Other Services - Charges						
401 7814101	Professional Services	146,620	192,193	142,580	350,500	294,500
401 7814192	Prof Serv-Info Serv	21,575	22,268	23,821	25,000	25,000
401 7814201	Communication-Telephone	3,879	4,874	3,341	5,000	5,000
401 7814202	Communication-Postage	14		7	1,000	100
401 7814292	Communication-TS Phone	328	328	316	700	500
401 7814301	Travel	8,277	7,842	11,254	10,000	15,000
401 7814401	Advertising	346		130	4,000	4,000

2020 Final Budget
Expenditures
As of November 30, 2019

		2017 Actual	2018 Actual	2019 Current	2019 Budget	2020 Budget
Solid Waste						
Landfill Operations						
Other Services - Charges						
401 7814501	Operating Rentals & Lease	1,797,293	2,063,156	2,141,333	2,100,000	2,500,000
401 7814701	Utility Services	32,509	35,132	24,289	40,000	40,000
401 7814801	Repairs & Maintenance	71,041	141,032	99,299	100,000	75,000
401 7814901	Miscellaneous	38,023	47,813	73,054	25,000	30,000
401 7814957	Intergov Prof Services			4,466	60,500	65,500
401 7814958	Tax / Operating Assessments			148,384	150,000	150,000
Obj 004	Other Services - Charges	2,119,905	2,514,639	2,672,272	2,871,700	3,204,600
Intergovernmental Services						
401 7815101	C xIIntergov Prof Services	48,509	61,567			
401 7815301	xExternal Taxes	155,297	158,641			
Obj 005	Intergovernmental Services	203,806	220,208			
Sub 781	Landfill Operations	3,600,122	4,379,300	4,235,033	4,702,942	5,019,805
Operations-Transfer Station						
Salaries						
401 7831001	Salaries & Wages	449,408	453,023	406,950	519,841	505,800
401 7831002	Salaries-Overtime	43,587	55,850	57,376	45,000	59,089
401 7831003	Salaries-Extra Help	17,760	14,982	11,301	10,000	10,000
Obj 001	Salaries	510,755	523,855	475,627	574,841	574,889
Personnel Benefits						
401 7832002	Benefits-Direct	239,508	261,633	243,006	259,920	264,864
401 7832003	Benefits-Indirect	64,056	66,167	60,403		
Obj 002	Personnel Benefits	303,564	327,800	303,409	259,920	264,864
Supplies						
401 7833101	Office & Operating Supplies	14,693	21,798	14,013	10,000	12,000
401 7833501	Small Tools & Minor Equipmen	151	11,407	9,313	2,000	5,000
401 7833590	Small Attract Tract Inventor	160	1,738	718-	5,000	5,000
Obj 003	Supplies	15,004	34,943	22,609	17,000	22,000
Other Services - Charges						
401 7834101	Professional Services	7,735	16,488	11,527	25,000	20,000
401 7834201	Communication-Telephone	1,166	1,371	1,421	1,000	1,000
401 7834202	Communication-Postage		52			100
401 7834292	Communication-TS Phone	98	98	94		100
401 7834301	Travel	2,041	1,486	1,307	2,000	2,000

2020 Final Budget
Expenditures
As of November 30, 2019

		2017 Actual	2018 Actual	2019 Current	2019 Budget	2020 Budget
Solid Waste						
Operations-Transfer Station						
Other Services - Charges						
401 7834401	Advertising	79	74	74	2,500	2,000
401 7834501	Operating Rentals & Lease	730,669	663,415	702,989	850,000	700,000
401 7834701	Utility Services	22,453	22,985	15,789	25,000	25,000
401 7834801	Repairs & Maintenance	39,895	47,295	86,576	50,000	180,000
401 7834901	Miscellaneous	3,875	3,763	4,405	5,000	5,000
Obj 004	Other Services - Charges	808,011	757,026	824,182	960,500	935,200
Intergovernmental Services						
401 7835101		86	86			
Obj 005	Intergovernmental Services	86	86			
Debt Service-Interest						
401 7838301	Interest on L-T External Deb	76,631	62,031	25,316		
401 7838310	Interest on L-T External Deb				90,000	90,000
Obj 008	Debt Service-Interest	76,631	62,031	25,316	90,000	90,000
Sub 783	Operations-Transfer Station	1,714,052	1,705,742	1,651,142	1,902,261	1,886,953
HSBWCF Operations						
Salaries						
401 7841001	Salaries & Wages	119,645	130,012	125,543	203,987	175,000
401 7841002	Salaries & Wages-Overtime	1,475	612	10,990	1,100	5,000
401 7841003	Salaries & Wages-Extra Help	56	9,450	213	4,000	10,000
Obj 001	Salaries	121,175	140,075	136,746	209,087	190,000
Personnel Benefits						
401 7842002	Benefits - Direct	58,141	69,666	70,986	75,428	80,379
401 7842003	Benefits - Indirect	15,750	17,612	17,771		
Obj 002	Personnel Benefits	73,891	87,278	88,757	75,428	80,379
Supplies						
401 7843101	Office Operating Supplies	16,930	23,659	23,237	17,000	20,000
401 7843201	Fuel Consumed	7,855	6,186	5,411	10,000	10,000
401 7843501	Small Tools & Equipment	561	249		2,000	2,000
401 7843590	Small Attract Tract Inventor	1,310			6,000	5,000
Obj 003	Supplies	26,657	30,094	28,647	35,000	37,000

2020 Final Budget
Expenditures
As of November 30, 2019

		2017 Actual	2018 Actual	2019 Current	2019 Budget	2020 Budget
Solid Waste						
HSBWCF Operations						
Other Services - Charges						
401 7844101	Professional Services	146,804	189,938	130,458	165,000	160,000
401 7844201	Communications Telephone	542	720	612	1,000	1,000
401 7844202	Communication-Postage	56			100	100
401 7844301	Travel	3,189	1,721	1,645	3,500	3,000
401 7844401	Advertising	5,441	2,586		5,000	5,000
401 7844501	Rentals	8,968	9,049	8,598	20,000	15,000
401 7844701	Utility Services	12,506	10,056	8,810	12,000	12,000
401 7844801	Repairs & Maintainence	11,058	4,567	6,089	10,000	10,000
401 7844901	Misc.	3,611	2,619	8,941	5,000	7,000
401 7844958	Tax / Operating Assessments			54		
Obj 004	Other Services - Charges	192,177	221,256	165,207	221,600	213,100
Intergovernmental Services						
401 7845101			215			
Obj 005	Intergovernmental Services		215			
Sub 784	HSBWCF Operations	413,900	478,917	419,357	541,115	520,479
Cheyne LF Gravel Pit						
Other Services - Charges						
401 8174901	Misc.	1,250	2,011	2,000		
Obj 004	Other Services - Charges	1,250	2,011	2,000		
Sub 817	Cheyne LF Gravel Pit	1,250	2,011	2,000		
Debt Redemption						
Debt Service-Principal						
401 8207501	Capital Lease - Principal				350,000	350,000
Obj 007	Debt Service-Principal				350,000	350,000
Sub 820	Debt Redemption				350,000	350,000
Capital Outlay						
Salaries						
401 9401001	Salaries & Wages	89,750	4,833	12,867		
401 9401002	Salaries-Overtime	11,825				
401 9401003	Salaries-Extra Help	195		78		
Obj 001	Salaries	101,770	4,833	12,945		

2020 Final Budget
Expenditures
As of November 30, 2019

		2017 Actual	2018 Actual	2019 Current	2019 Budget	2020 Budget
Solid Waste						
Capital Outlay						
Personnel Benefits						
401 9402002	Benefits-Direct	45,742	2,320	6,188		
401 9402003	Benefits-Indirect	15,236	725	1,930		
Obj 002	Personnel Benefits	60,979	3,045	8,118		
Supplies						
401 9403101	Office & Operating Supplies	3,686		413		
401 9403590	Small Attrac-Tracked Invento	7,534				
Obj 003	Supplies	11,220		413		
Other Services - Charges						
401 9404101	Professional Services		7,155	62,710		
401 9404501	Operating Rentals & Lease	6,895	265	321		
401 9404801	Repairs & Maintenance	23,636	65			
Obj 004	Other Services - Charges	30,531	7,485	63,030		
Capital Outlay						
401 9406401	Machinery & Equipment		489,866	372,079	125,000	275,000
401 9406501	Construction Projects	1,213,737	85,944		2,249,754	2,810,000
Obj 006	Capital Outlay	1,213,737	575,810	372,079	2,374,754	3,085,000
Sub 940	Capital Outlay	1,418,237	591,173	456,585	2,374,754	3,085,000
Fnd 401	Solid Waste	9,305,802	9,236,008	7,923,199	18,936,487	19,536,702

Public Works Utility Division

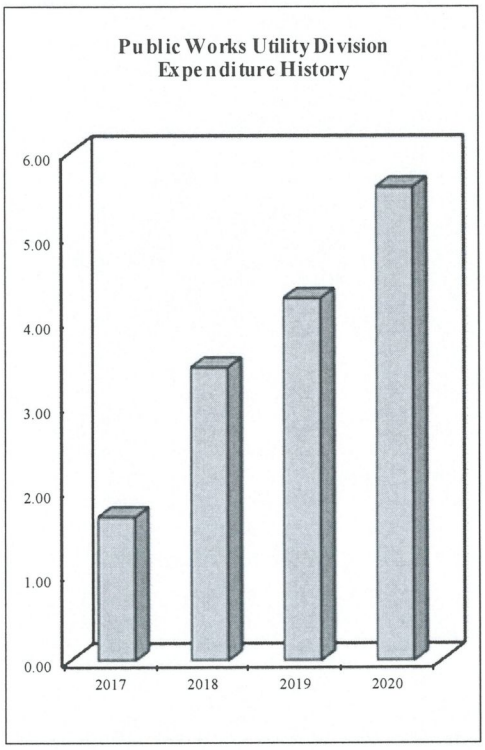

Expenditures	2017 Actual	2018 Actual	2019 Budget	2020 Budget
Buena Water	74,276	78,304	79,000	77,000
Gibson Water	1,453	1,327	2,800	3,000
Utility Review	40,779	27,296	49,000	50,000
Buena Sewer	185,460	264,673	222,000	2,308,700
Star Crest Water	2,428	1,582	4,200	4,200
Terrace Heights Water	1,185,477	2,448,105	3,680,000	2,889,000
Gala Estates	27,188	26,949	26,600	27,400
Wyseacre Water	1,431	4,516	4,100	3,700
Meadowbrook Water	1,793	4,294	6,500	4,600
Wendt Road Water	1,586	1,524	2,100	2,400
Kodiak Water	5,260	1,909	9,900	4,500
Mt Shadows	11,020	11,090	8,300	8,800
Huntzinger Water	4,253	10,692	5,300	5,100
Heysman Water	1,583	1,729	5,500	4,900
Crewport Water	52,265	50,226	50,500	50,300
Ray Symmonds Water	1,527	5,192	4,100	5,600
Stein Water	3,101	10,200	9,300	9,800
North Bon Air Water	1,781	2,418	4,800	3,400
Nagler Water	1,407	4,826	5,100	3,500
Buchanan Water	3,225	3,316	4,400	5,200
Fairway Estates Water	14,608	14,463	16,700	15,000
Beckonridge Water	2,440	2,430	4,100	5,800
Speyers	3,663	4,743	5,100	3,700
Bittner Water	2,515	2,535	2,200	2,400
Norman Water	3,798	2,655	3,300	2,900
Raptor Water	2,121	1,895	1,100	1,100
Oliver Water	1,607	1,890	1,700	1,900
Horizon	4,032	4,212	2,600	2,500
Pleasant Hill	3,239	3,254	3,600	2,800
Oster Estates	-	-	-	3,900
Water Resources	-	50,162	463,264	78,000
Total Expenditures	1,645,316	3,048,407	4,687,164	5,591,100
Ending Fund Balance	2,977,283	1,500,245	1,793,500	3,235,800
Total	4,622,599	4,548,652	6,480,664	8,826,900

Program Description:

The Utility Division of the Public Services Department is responsible for the planning, engineering, and construction of improvements to, and the operation of 32 County owned community water and wastewater systems. The Division is also responsible for the coordination and review of proposed water and sewer systems within unincorporated Yakima County.

Major Objectives:

- To maintain safe and dependable water for residents within each of our water systems.
- To operate the Buena Wastewater Collection and Treatment System in compliance with the National Pollution Discharge Elimination System (NPDES) permit.
- To coordinate and review for future ownership and operation proposed systems within unincorporated Yakima County.
- To aggressively seek and secure funding sources for future construction.
- To update the Comprehensive Water System Plans for the Terrace Heights Water System.
- To update the Comprehensive Water System Plans for the Buena Water System.

Public Works Utility Division (cont.)

- To rehabilitate the Country Club Water Tower in the Terrace Heights Water System.
- To increase supply capacity in the Terrace Heights Water System.
- To increase distribution capacity in Maple Avenue in Terrace Heights as part of the County Road project.
- To rehabilitate the recirculation tanks and expand the capacity at the Buena Wastewater Treatment Facility.
- To extend waterlines in Butterfield Road as part of the County Road project.

Revenue/Expenditure Comment:

Revenue to fund this department is generated through user fees.

2020 Final Budget
Revenue
As of November 30, 2019

		2017 Actual	2018 Actual	2019 Current	2019 Budget	2020 Budget
Buena Water						
REVENUES						
421 42130810001	Beginng Fund Balance Reserve				202,700	214,800
421 42134340211	Water Service-Residential	74,048	87,023	54,699	79,348	76,322
421 42134340219	Residential Inspections	105	35		114	36
421 42134340281	Water Service-Misc Penalties	1,799	1,685	1,767	1,928	1,692
421 42134340291	Water Service-Turn on Fee	700	595	595	750	597
421 42134340292	Water Service-New Permit Cha	2,500	5,000			
421 42136111001	Investment Interest	2,085	3,628	4,197	2,234	3,642
421 42136111032	Gain/Loss on Investments	349-	150-	941	374-	151-
421 42136981001	Cashiers Over/Short		137-			
421 42136991001	Other Misc Revenue			40		138-
Sub 421	Buena Water	80,888	97,678	62,238	286,700	296,800

2020 Final Budget
Expenditures
As of November 30, 2019

		2017 Actual	2018 Actual	2019 Current	2019 Budget	2020 Budget
Buena Water						
Reclassification & Cost Alloc.						
421 4100200	Ending Fund Bal				207,700	219,800
Obj 000	Reclassification & Cost Alloc.				207,700	219,800
Salaries						
421 4101001	Salaries & Wages	8,374	9,516	4,007	12,894	12,891
421 4101002	Salaries-Overtime		105	6		142
421 4101003	Salaries-Extra Help					
421 4501001	Salaries & Wages	7,821	6,756	6,491	11,900	9,069
421 4501002	Salaries-Overtime	303	105	67	460	141
421 4501003	Salaries-Extra Help	153			232	
Obj 001	Salaries	16,650	16,482	10,571	25,486	22,243
Personnel Benefits						
421 4102002	Benefits-Direct	3,460	3,505	1,735	5,327	4,747
421 4102003	Benefits-Indirect	1,134	1,083	545	1,746	1,467
421 4502002	Benefits-Direct	3,435	2,986	2,923	5,227	4,009
421 4502003	Benefits-Indirect	1,095	906	928	1,666	1,216
Obj 002	Personnel Benefits	9,124	8,480	6,131	13,966	11,439
Supplies						
421 4103101	Office & Operating Supplies	1,128	428	68	1,737	580
421 4103501	Small Tools & Minor Equipmen	66	45	12	101	61
421 4103502	Computer Software	1		6	1	
421 4103590	Small Attrac-Tracked Invento	2	2		3	3
421 4503101	Office & Operating Supplies	1,952	2,986	2,003	2,969	4,009
421 4503501	Small Tools & Minor Equipmen		54			73
421 4503590	Small Attrac-Tracked Invento		70			94
Obj 003	Supplies	3,149	3,584	2,090	4,811	4,820
Other Services - Charges						
421 4104101	Professional Services	33	45		51	61
421 4104125	Prof Serv-Indirect	448	610	289	690	826
421 4104191	Prof Serv-Purchasing	85	140	68	131	189
421 4104192	Prof Serv-Info Serv	1,232	1,626	779	1,897	2,203
421 4104198	Prof Serv-GIS	643	772	370	990	1,046
421 4104199	Prof Serv-DOS	17	22	11	27	30
421 4104201	Communication - Telephone	110	127	71	170	172
421 4104202	Communication - Postage	345	439	239	531	594
421 4104292	Communication - TS Phone	14	16	7	21	21
421 4104301	Travel		148	43		200
421 4104501	Operating Rentals & Leases	405	310	424	625	420
421 4104590	Rent-Facil Maint	171	206	96	264	279
421 4104690	Liability Insurance	1,552	1,533	315	2,389	2,078

2020 Final Budget
Expenditures
As of November 30, 2019

			2017 Actual	2018 Actual	2019 Current	2019 Budget	2020 Budget
Buena Water							
Other Services - Charges							
421 4104801		Repairs & Maintenance	479	601	38	737	814
421 4104901		Miscellaneous	23	207	243	36	280
421 4104958		Tax / Operating Assessments			1,191	2,633	2,896
421 4504101		Professional Services	2,746	1,993	1,344	4,179	2,676
421 4504201		Communication - Telephone	1,458	1,518	1,306	2,219	2,038
421 4504501		Operating Rentals & Leases	6,877	6,509	5,875	10,465	8,737
421 4504701		Utility Services	4,115	3,879	3,088	6,262	5,206
421 4504801		Repairs & Maintenance	855	6,580	1,649	1,342	7,490
421 4504901		Misellaneous	992-	174	263-	1,509-	233
421 4504957		Inter Gov Prof Services				576	
421 4504958		Tax / Operating Assessments			298	11	9
Obj 004	Other Services - Charges		20,615	27,455	17,480	34,737	38,498
Intergovernmental Services							
421 4105301		C External Taxes & Oper Assess	1,808	2,138			
421 4505101		C Intergov Prof Services	379				
421 4505301		External Taxes & Oper Assess	7	7			
Obj 005	Intergovernmental Services		2,194	2,145			
Other							
421 4309101		Depreciation	22,544	20,157			
Obj 009	Other		22,544	20,157			
Sub 421	Buena Water		74,276	78,304	36,271	286,700	296,800

2020 Final Budget
Revenue
As of November 30, 2019

		2017 Actual	2018 Actual	2019 Current	2019 Budget	2020 Budget
Gibson Water System						
REVENUES						
422 42230810001	Beginng Fund Balance Reserve				26,700	27,300
422 42234340211	Water Service-Residential	2,448	2,449	2,244	2,589	2,509
422 42234340281	Water Service-Misc Penalties	24	55	28	24	56
422 42234340291	Water Service-Turn on Fee		70			72
422 42236111001	Investment Interest	285	460	493	302	471
422 42236111032	Gain/Loss on Investments	15-	8-	91	15-	8-
Sub 422	Gibson Water System	2,741	3,026	2,856	29,600	30,400

2020 Final Budget
Expenditures
As of November 30, 2019

		2017 Actual	2018 Actual	2019 Current	2019 Budget	2020 Budget
Gibson Water System						
Reclassification & Cost Alloc.						
422 4100200	Ending Fund Balance				26,800	27,400
Obj 000	Reclassification & Cost Alloc.				26,800	27,400
Salaries						
422 4101001	Salaries & Wages	78	49	146	186	148
422 4101002	Salaries-Overtime					
422 4501001	Salaries & Wages	155	145	173	385	430
422 4501002	Salaries-Overtime					
Obj 001	Salaries	233	194	319	571	578
Personnel Benefits						
422 4102002	Benefits-Direct	33	22	69	79	68
422 4102003	Benefits-Indirect	11	7	22	26	20
422 4502002	Benefits-Direct	63	62	76	157	183
422 4502003	Benefits-Indirect	20	19	24	51	57
Obj 002	Personnel Benefits	128	110	190	313	328
Supplies						
422 4103101	Office & Operating Supplies	2	2	2	5	7
422 4103501	Small Tools & Minor Equipmen	1	1		2	2
422 4103502	Computer Software					
422 4103590	Small Attrac-Tracked Invento					
Obj 003	Supplies	3	3	3	7	9
Other Services - Charges						
422 4104101	Professional Services	1	1		2	3
422 4104125	Prof Serv-Indirect	11	10	10	26	29
422 4104191	Prof Serv-Purchasing	2	2	2	5	7
422 4104192	Prof Serv-Info Serv	29	27	26	70	81
422 4104198	Prof Serv-GIS	15	13	13	35	41
422 4104199	Prof Serv-DOS					
422 4104201	Communication - Telephone	3	2	3	7	7
422 4104202	Communication - Postage	8	7	8	19	20
422 4104301	Travel			1	2	
422 4104501	Operating Rentals & Leases	1	1	6	2	2
422 4104590	Rent-Facil Maint	4	3	3	9	9
422 4104690	Liability Insurance	37	25	11	88	79
422 4104801	Repairs & Maintenance			1		
422 4104901	Misellaneous	1	1	3		
422 4104958	External Taxes & Opera Asses			48	137	177
422 4504101	Professional Services	29	78	78	72	229
422 4504501	Operating Rentals & Leases	81	58	77	200	170
422 4504701	Utility Services	498	418	383	1,235	1,231

2020 Final Budget
Expenditures
As of November 30, 2019

		2017 Actual	2018 Actual	2019 Current	2019 Budget	2020 Budget
Gibson Water System						
Obj 004	Other Services - Charges	719	648	674	1,909	2,085
Intergovernmental Services						
422 4105301	C External Taxes & Oper Assess	57	59			
Obj 005	Intergovernmental Services	57	59			
Other						
422 4309101	Depreciation	313	313			
Obj 009	Other	313	313			
Sub 422	Gibson Water System	1,453	1,327	1,186	29,600	30,400

2020 Final Budget
Revenue
As of November 30, 2019

		2017 Actual	2018 Actual	2019 Current	2019 Budget	2020 Budget
Utility Review						
REVENUES						
423 42330810001	Beginng Fund Balance Reserve				98,100	106,600
423 42336111001	Investment Interest	904	1,788	2,037	893	1,800
423 42336111032	Gain/Loss on Investments	352-	125-	522	348-	126-
423 42339700003	Transfers In-R/E Excise Tax	50,000	50,000	50,000	49,455	50,326
Sub 423	Utility Review	50,551	51,663	52,560	148,100	158,600

2020 Final Budget
Expenditures
As of November 30, 2019

		2017 Actual	2018 Actual	2019 Current	2019 Budget	2020 Budget
Utility Review						
Reclassification & Cost Alloc.						
423 4200200	Ending Fund Balance				99,100	108,600
Obj 000	Reclassification & Cost Alloc.				99,100	108,600
Salaries						
423 4201001	Salaries & Wages	26,059	17,116	24,971	31,313	31,353
423 4201002	Salaries-Overtime	36	33		43	60
Obj 001	Salaries	26,095	17,149	24,971	31,356	31,413
Personnel Benefits						
423 4202002	Benefits-Direct	10,699	7,376	10,987	12,856	13,509
423 4202003	Benefits-Indirect	3,392	2,230	3,496	4,076	4,085
Obj 002	Personnel Benefits	14,091	9,605	14,483	16,932	17,594
Supplies						
423 4203101	Office & Operating Supplies			98		
Obj 003	Supplies			98		
Other Services - Charges						
423 4204101	Professional Services	22	26	58	26	48
423 4204125	Prof Serv-Indirect					92
423 4204192	Prof Serv-Info Serv		50	50-		
423 4204501	Operating Rentals & Leases	566	416	320	680	762
423 4204690	Liability Insurance		50	50-		91
423 4204957	Inter Gov Prof Services			3,705		
423 4204958	External Taxes & Opera Asses				6	
Obj 004	Other Services - Charges	588	542	3,982	712	993
Intergovernmental Services						
423 4205301		5				
Obj 005	Intergovernmental Services	5				
Sub 423	Utility Review	40,779	27,296	43,534	148,100	158,600

2020 Final Budget
Revenue
As of November 30, 2019

		2017 Actual	2018 Actual	2019 Current	2019 Budget	2020 Budget
Buena Sewer						
REVENUES						
424 42430810001	Beginng Fund Balance Reserve				321,900	297,400
424 42434350001	Sewer Service Charges	140,741	146,729	138,820	152,494	189,219
424 42434350281	Sewer Service Misc Penalties	8,278	6,928	3,997	8,969	8,934
424 42434350291	Sewer Service-Turn on Fee			105		
424 42434350292	Sewer Service-New Permit Cha		1,250			1,613
424 42436111001	Investment Interest	4,153	5,245	4,769	4,500	6,764
424 42436111032	Gain/Loss on Investments	35	407	994	37	525
424 42436981001	Cashiers Over/Short		43-			
424 42436991001	Misc. Revenue					55-
424 42439180001	Longterm Intergov Loan - PWT					2,120,700
Sub 424	Buena Sewer	153,207	160,516	148,685	487,900	2,625,100

2020 Final Budget
Expenditures
As of November 30, 2019

		2017 Actual	2018 Actual	2019 Current	2019 Budget	2020 Budget
Buena Sewer						
Reclassification & Cost Alloc.						
424 5100200	Ending Fund Balance				265,900	316,400
Obj 000	Reclassification & Cost Alloc.				265,900	316,400
Salaries						
424 5101001	Salaries & Wages	16,486	17,191	8,473	17,942	17,428
424 5101002	Salaries-Overtime		229	124		232
424 5501001	Salaries & Wages	32,131	34,358	26,765	34,278	34,337
424 5501002	Salaries-Overtime	2,015	1,863	991	2,149	1,862
424 5501003	Salaries-Extra Help			57		
Obj 001	Salaries	50,632	53,640	36,409	54,369	53,859
Personnel Benefits						
424 5102002	Benefits-Direct	6,876	7,028	3,835	7,484	7,125
424 5102003	Benefits-Indirect	2,212	2,165	1,208	2,407	2,195
424 5502002	Direct Benefits	14,006	15,598	12,240	14,942	15,589
424 5502003	Benefits-Indirect	4,441	4,716	3,890	4,737	4,713
Obj 002	Personnel Benefits	27,535	29,508	21,173	29,570	29,622
Supplies						
424 5103101	Office & Operating Supplies	341	497	237	371	503
424 5103501	Small Tools & Minor Equipmen	87	124	36	95	126
424 5103502	Computer Software	1	2	17	1	2
424 5103590	Small Attrac-Tracked Invento	7	13		7	13
424 5503101	Office & Operating Supplies	8,202	10,102	3,793	8,749	10,096
424 5503590	Small Attrac-Tracked Invento	205	231	333	218	231
Obj 003	Supplies	8,843	10,968	4,415	9,441	10,971
Other Services - Charges						
424 5104101	Professional Services	127	150		138	152
424 5104125	Prof Serv-Indirect	1,647	2,132	911	1,792	2,161
424 5104191	Prof Serv-Purchasing	329	488	215	357	494
424 5104192	Prof Serv-Info Serv	4,510	5,681	2,452	4,909	5,759
424 5104198	Prof Serv-GIS	2,378	2,697	1,165	2,588	2,734
424 5104199	Prof Serv-DOS	63	76	34	68	77
424 5104201	Communication - Telephone	468	510	248	509	518
424 5104202	Communication - Postage	1,282	1,545	754	1,395	1,567
424 5104301	Travel		385	1,046		390
424 5104501	Operating Rentals & Leases	495	817	969	539	828
424 5104590	Rent-Facil Maint	634	720	304	690	730
424 5104690	Liability Insurance	6,197	5,357	991	6,745	5,431
424 5104801	Repairs & Maintenance			103		
424 5104901	Misellaneous	15	728	1,114	16	738
424 5104958	Tax / Operating Assessments			4,020	4,947	4,797

2020 Final Budget
Expenditures
As of November 30, 2019

		2017 Actual	2018 Actual	2019 Current	2019 Budget	2020 Budget
Buena Sewer						
Other Services - Charges						
424 5204101	Professional Services	3,800			5,000	
424 5504101	Professional Services	7,964	28,826	7,559	8,496	11,940
424 5504201	Communication - Telephone	2,000	2,074	1,379	2,134	2,073
424 5504202	Communication - Postage			6		
424 5504501	Operating Rentals & Leases	8,389	9,020	6,491	8,949	9,014
424 5504701	Utility Services	9,392	8,973	7,590	10,019	8,968
424 5504801	Repairs & Maintenance	39,337	90,444	26,868	41,965	32,641
424 5504901	Misellaneous	453	773	503	484	773
424 5504957	Intergov Prof Services			1,064	1,782	1,672
424 5504958	Tax / Operating Assessments			91	98	91
Obj 004	Other Services - Charges	89,480	161,397	65,876	103,620	93,548
Intergovernmental Services						
424 5105301	C xExternal Taxes & Oper Asses	4,546	4,732			
424 5505101	C Intergov Prof Services	1,670	1,673			
424 5505301	C External Taxes & Oper Assess	91	91			
Obj 005	Intergovernmental Services	6,307	6,497			
Capital Outlay						
424 9246501	Construction in Progress				25,000	2,120,700
Obj 006	Capital Outlay				25,000	2,120,700
Other						
424 5309101	Depreciation	2,663	2,663			
Obj 009	Other	2,663	2,663			
Sub 424	Buena Sewer	185,460	264,673	127,874	487,900	2,625,100

2020 Final Budget
Revenue
As of November 30, 2019

		2017 Actual	2018 Actual	2019 Current	2019 Budget	2020 Budget
Star Crest Water System						
REVENUES						
425 42530810001	Beginng Fund Balance Reserve				21,000	21,500
425 42534340211	Water Service-Residential	2,530	2,530	2,319	2,552	2,587
425 42534340281	Water Service-Misc Penalties	86	90	68	88	92
425 42534340291	Water Service-Turn on Fee	35	35-		36	36-
425 42534340292	Water Service-New Permit Cha				1	
425 42536111001	Investment Interest	224	360	388	227	368
425 42536111032	Gain/Loss on Investments	7-	10-	61	6-	11-
425 42536991001	Other Misc Revenue				1	
425 42537910001	Contributed Capital-Private				1	
Sub 425	Star Crest Water System	2,867	2,934	2,836	23,900	24,500

2020 Final Budget
Expenditures
As of November 30, 2019

		2017 Actual	2018 Actual	2019 Current	2019 Budget	2020 Budget
Star Crest Water System						
Reclassification & Cost Alloc.						
425 4100200	Ending Fund Balance				19,700	20,300
Obj 000	Reclassification & Cost Alloc.				19,700	20,300
Salaries						
425 4101001	Salaries & Wages	112	56	141	164	133
425 4101002	Salaries-Overtime					
425 4501001	Salaries & Wages	231	133	169	292	280
Obj 001	Salaries	342	188	310	456	413
Personnel Benefits						
425 4102002	Benefits-Direct	48	25	66	70	60
425 4102003	Benefits-Indirect	16	8	21	23	19
425 4502002	Benefits-Direct	94	57	74	120	122
425 4502003	Benefits-Indirect	30	17	24	38	37
Obj 002	Personnel Benefits	188	107	185	251	238
Supplies						
425 4103101	Office & Operating Supplies	3	3	2	4	4
425 4103501	Small Tools & Minor Equipmen	1	1		1	2
425 4103502	Computer Software					
425 4103590	Small Attrac-Tracked Invento					
425 4503101	Office & Operating Supplies	584		145	743	
Obj 003	Supplies	588	3	148	748	6
Other Services - Charges						
425 4104101	Professional Services	1	2		1	4
425 4104125	Prof Serv-Indirect	16	11	9	23	25
425 4104191	Prof Serv-Purchasing	3	3	2	4	6
425 4104192	Prof Serv-Info Serv	44	30	24	64	71
425 4104198	Prof Serv-GIS	23	14	12	34	31
425 4104199	Prof Serv-DOS	1				
425 4104201	Communication - Telephone	4	3	2	6	7
425 4104202	Communication - Postage	12	8	7	17	19
425 4104301	Travel	5		1	7	
425 4104501	Operating Rentals & Leases	4	3	11	6	7
425 4104590	Rent-Facil Maint	6	4	3	9	8
425 4104690	Liability Insurance	55	28	10	81	67
425 4104801	Repairs & Maintenance			1		
425 4104901	Misellaneous	1	1	3	2	
425 4104958	Tax / Operating Assessments			50	84	137
425 4504101	Professional Services	78	128	78	99	271
425 4504501	Operating Rentals & Leases	84	50	50	107	107
425 4504701	Utility Services	630	653	422	801	1,383

2020 Final Budget
Expenditures
As of November 30, 2019

		2017 Actual	2018 Actual	2019 Current	2019 Budget	2020 Budget
Star Crest Water System						
Obj 004	Other Services - Charges	967	938	685	1,345	2,143
Intergovernmental Services						
425 4105301	C External Taxes & Oper Assess	57	58			
Obj 005	Intergovernmental Services	57	58			
Capital Outlay						
425 9276301	Other Improvements				1,400	1,400
Obj 006	Capital Outlay				1,400	1,400
Other						
425 4309101	Depreciation	287	287			
Obj 009	Other	287	287			
Sub 425	Star Crest Water System	2,428	1,582	1,328	23,900	24,500

2020 Final Budget
Revenue
As of November 30, 2019

		2017 Actual	2018 Actual	2019 Current	2019 Budget	2020 Budget
Terrace Heights Water System						
REVENUES						
426 42630810001	Beginng Fund Balance Reserve				2,174,400	2,338,100
426 42634175002	Sales of Plans NT		120	30		
426 42634340211	Water Serv-Resident-T/Estate	1,116,937	1,177,259	1,104,862	1,185,077	1,219,650
426 42634340219	Residential Inspections	23,275	21,630		24,694	22,409
426 42634340241	Water Service-Fire Protectio	58,908	60,378	56,694	62,501	62,553
426 42634340281	Water Service-Misc Penalties	20,171	22,527	20,613	21,401	23,338
426 42634340291	Water Service-Turn on Fee	8,155	6,930	7,035	8,653	7,179
426 42634340292	Water Service-New Permit Cha	125,390	98,160	58,870	112,438	101,695
426 42636111001	Investment Interest	21,211	37,629	29,065	22,504	38,984
426 42636111032	Gain/Loss on Investments	2,110-	725-	10,376	2,238-	751-
426 42636140007	Interest - Interfund	778	730		825	756
426 42636981001	Cashiers Over/Short		1	13		1
426 42636990001	Other Misc Revenue	100	60			
426 42636991001	Other Misc Revenue			110	106	186
426 42636992001	Energy Rebate			7,454		
426 42637910001	Contributed Capital-Private	46,065			48,875	
426 42639180001	Longterm Intergov Loan - PWT	57,371-		315,239	572,130	940,000
426 42639540001	Gain (loss) on Displ of Asse	911-			966-	
Sub 426	Terrace Heights Water System	1,360,599	1,424,698	1,610,361	4,230,400	4,754,100

2020 Final Budget
Expenditures
As of November 30, 2019

		2017 Actual	2018 Actual	2019 Current	2019 Budget	2020 Budget
Terrace Heights Water System						
Reclassification & Cost Alloc.						
426 4100200	Ending Fund Balance				550,400	1,865,100
Obj 000	Reclassification & Cost Alloc.				550,400	1,865,100
Salaries						
426 4101001	Salaries & Wages	171,785	179,536	217,767	237,257	245,226
426 4101002	Salaries-Overtime	335	2,733	1,076	462	3,734
426 4101003	Salaries-Extra Help		1,502			2,051
426 4101010	Accrued Annual Leave	11,416	6,790	3,945-	15,767	
426 4101011	Accrued Comp Time					9,275
426 4201001	Salaries & Benefits	1,781	694	22,420	2,460	948
426 4201002	Salaries-Overtime	8		234	10	
426 4501001	Salaries & Wages	135,756	137,321	135,106	187,244	187,675
426 4501002	Salaries-Overtime	6,489	10,689	7,675	8,951	14,609
426 4501003	Salaries-Extra Help	1,244	936	1,064	1,715	1,280
426 4501009	Call Out/Standby	19,986	19,908	19,205	27,567	27,208
426 9261001	Salaries & Wages	2,298	12,460	14,335	3,171	17,028
426 9261002	Salaries-Overtime	425	4,021	2,857	586	5,495
426 9261003	Salaries-Extra Help			142		
Obj 001	Salaries	351,525	376,588	417,937	485,190	514,529
Personnel Benefits						
426 4102002	Benefits-Direct	60,831	69,701	100,736	84,016	95,204
426 4102003	Benefits-Indirect	15,012-	14,652-	17,441-	20,733-	20,012-
426 4102004	Benefits-Bank Accruals	176	786-	1,622-	242	1,074-
426 4102005	Benefits-Pension Expense	40,899-	588,543		56,487-	
426 4202002	Benefits-Direct	805	333	10,380	1,112	455
426 4202003	Benefits-Indirect	269	100	3,261	371	136
426 4502002	Benefits-Direct	68,375	70,965	56,102	94,307	96,988
426 4502003	Benefits-Indirect	14,032	13,867	15,230	19,354	18,952
426 4502004	Benefits-Bank Accruals	337-	622	676-	463-	850
426 9262002	Benefits-Direct	1,163	7,667	7,972	1,604	10,479
426 9262003	Benefits-Indirect	377	2,375	2,503	520	3,247
Obj 002	Personnel Benefits	89,780	738,735	176,446	123,843	205,225
Supplies						
426 4103101	Office & Operating Supplies	6,338	3,760	2,762	8,754	5,135
426 4103501	Small Tools & Minor Equipmen	704	720	386	972	983
426 4103502	Computer Software	1	12	172	1	16
426 4103590	Small Attrac-Tracked Invento	45	98		61	134
426 4203101	Office & Operating Supplies			262		
426 4203501	Small Tools & Minor Equipmen			10		
426 4203502	Computer Software			15		
426 4503101	Office & Operating Supplies	50,287	50,028	23,358	69,360	68,374
426 4503501	Small Tools & Minor Equipmen	586	495		809	676

2020 Final Budget
Expenditures
As of November 30, 2019

		2017 Actual	2018 Actual	2019 Current	2019 Budget	2020 Budget
Terrace Heights Water System						
Supplies						
426 4503502	Computer Software		541	573		740
426 4503590	Small Attrac-Tracked Invento	2,270	333	879	3,131	455
426 9263101	Office & Operating Supplies	81	1,000	1,009	111	1,367
Obj 003	Supplies	60,311	56,987	29,425	83,199	77,880
Other Services - Charges						
426 4104101	Professional Services	1,686	837	6	2,329	1,144
426 4104125	Prof Serv-Indirect	11,118	12,242	10,280	15,357	16,722
426 4104191	Prof Serv-Purchasing Serv	2,114	2,759	2,422	2,919	3,768
426 4104192	Prof Serv-Info Services	30,608	39,625	27,663	42,272	54,124
426 4104198	Prof Serv-GIS	15,967	15,258	13,137	22,052	20,840
426 4104199	Prof Serv-DOS	321	325	380	444	445
426 4104201	Communication-Telephone	2,073	1,306	2,535	2,863	1,784
426 4104202	Communication-Postage		8,781	8,499		11,995
426 4104292	Communication-TS Phone	83	167	262	115	227
426 4104301	Travel	378	2,058	1,695	522	2,811
426 4104401	Advertising		2,719			3,713
426 4104501	Operating Rentals & Leases	2,355	3,618	5,508	3,253	4,942
426 4104590	Rent-Facil Maint	4,248	4,070	3,427	5,866	5,559
426 4104690	Liability Insurance	38,588	22,815	11,177	53,295	31,162
426 4104801	Repairs & Maintenance	719	933	1,255	993	1,275
426 4104901	Miscellaneous	1,398	3,877	3,106	1,931	5,297
426 4104957	Inter Gov Prof Services			90		
426 4104958	External Taxes & Opera Asses			28,191	43,524	43,956
426 4204101	Professional Services			3,555		
426 4204125	Prof Serv-Indirect			2,703		
426 4204191	Prof Serv-Purchasing			637		
426 4204192	Prof Serv-Tech Services			7,274		
426 4204201	Communications-Telephone			742		
426 4204202	Communications-Postage			2,234		
426 4204301	Travel		18	76		25
426 4204401	Advertising			11		
426 4204501	Operating Rental & Leases			178		
426 4204590	Rent-Facilities Maint			901		
426 4204690	Insurance-Interfund			2,939		
426 4204801	Repair & Maintenance			303		
426 4204901	Miscellaneous			15		
426 4504101	Professional Services	19,757	36,828	35,598	27,251	50,333
426 4504201	Communications - Telephone	1,197	1,305	884	1,651	1,784
426 4504202	Communications - Postage	196	39	56	270	53
426 4504401	Advertising			169		
426 4504501	Operating Rentals / Leases	37,555	47,607	42,602	51,798	65,064
426 4504701	Utility services	86,074	92,537	74,760	118,719	126,471
426 4504801	Repairs & Maintenance	64,733	54,257	61,486	89,284	74,152
426 4504901	Miscellaneous	11,795-	8,131-	3,258-	16,268-	11,113-
426 4504957	Inter Gov Prof Services			778	3,254	5,339

2020 Final Budget
Expenditures
As of November 30, 2019

		2017 Actual	2018 Actual	2019 Current	2019 Budget	2020 Budget
Terrace Heights Water System						
Other Services - Charges						
426 4504958	Tax / Operating Assessments			3,448	377	606
426 9264101	Professional Services	77,648	12,717	5,715	107,096	17,378
426 9264202	Communication-Postage		55			76
426 9264401	Advertising	698	1,392		965	1,903
426 9264501	Operating Rentals & Leases	130	926	996	179	1,266
426 9264801	Maintenance	12,419		286,348	17,130	
426 9264901	Miscellaneous	150	2,762	500-	208	3,775
426 9264957	Inter Gov Prof Services					1,490
Obj 004	Other Services - Charges	400,419	363,702	650,286	599,649	548,366
Intergovernmental Services						
426 4105301	C External Taxes & Oper	31,514	32,181			
426 4505101	C Intergovernmental Prof Servi	2,359	3,906			
426 4505301	C External Taxes	274	443			
426 9265101	C Intergov Prof Services		1,090			
Obj 005	Intergovernmental Services	34,147	37,620			
Capital Outlay						
426 9266401	Machinery & Equipment	11,277			15,552	
426 9266501	Construction in Progress	74,363	517,971	165,214	2,372,567	1,490,000
Obj 006	Capital Outlay	85,640	517,971	165,214	2,388,119	1,490,000
Debt Service-Principal						
426 9107901	Other Debt			20,000		25,500
Obj 007	Debt Service-Principal			20,000		25,500
Debt Service-Interest						
426 9238301	Interest on L-T External Deb		62,007	27,222		27,500
Obj 008	Debt Service-Interest		62,007	27,222		27,500
Other						
426 4309101	Depreciation	163,655	294,494			
Obj 009	Other	163,655	294,494			
Sub 426	Terrace Heights Water System	1,185,477	2,448,105	1,486,529	4,230,400	4,754,100

2020 Final Budget
Revenue
As of November 30, 2019

		2017 Actual	2018 Actual	2019 Current	2019 Budget	2020 Budget
Gala Estates Water						
REVENUES						
427 42730810001	Beginng Fund Balance Reserve				20,300	19,000
427 42734340211	Water Service-Residential	24,416	24,675	23,338	26,209	26,544
427 42734340281	Water Service-Misc Penalties	555	606	519	596	652
427 42734340291	Water Service-Turn on Fee	70	140	210	75	151
427 42736111001	Investment Interest	209	338	382	224	364
427 42736111032	Gain/Loss on Investments	4-	11-	49	4-	11-
Sub 427	Gala Estates Water	25,247	25,748	24,497	47,400	46,700

2020 Final Budget
Expenditures
As of November 30, 2019

		2017 Actual	2018 Actual	2019 Current	2019 Budget	2020 Budget
Gala Estates Water						
Reclassification & Cost Alloc.						
427 4100200	Ending Fund Balance				20,800	19,300
Obj 000	Reclassification & Cost Alloc.				20,800	19,300
Salaries						
427 4101001	Salaries & Wages	1,533	1,158	1,432	1,826	1,436
427 4101002	Salaries-Overtime			3		
427 4101003	Salaries-Extra Help					
427 4501001	Salaries & Wages	5,178	5,169	4,682	6,153	6,382
427 4501002	Salaries-Overtime	231	166	74	275	205
Obj 001	Salaries	6,942	6,493	6,191	8,254	8,023
Personnel Benefits						
427 4102002	Benefits-Direct	658	531	667	785	659
427 4102003	Benefits-Indirect	215	164	210	256	204
427 4502002	Benefits-Direct	2,218	2,294	2,108	2,636	2,833
427 4502003	Benefits-Indirect	703	694	670	835	858
Obj 002	Personnel Benefits	3,794	3,683	3,655	4,512	4,554
Supplies						
427 4103101	Office & Operating Supplies	36	47	33	43	58
427 4103501	Small Tools & Minor Equipmen	12	13	6	14	16
427 4103502	Computer Software			3		
427 4103590	Small Attrac-Tracked Invento	1	1		1	1
427 4503101	Office & Operating Supplies	705	1,986	269	838	2,452
Obj 003	Supplies	754	2,047	311	896	2,527
Other Services - Charges						
427 4104101	Professional Services	18	18		22	23
427 4104125	Prof Serv-Indirect	190	199	138	227	247
427 4104191	Prof Serv-Purchasing	36	46	33	43	57
427 4104192	Prof Serv-Info Serv	522	530	372	622	658
427 4104198	Prof Serv-GIS	272	252	177	324	313
427 4104199	Prof Serv-DOS	7	7	5	8	8
427 4104201	Communication - Telephone	47	42	34	56	52
427 4104202	Communication - Postage	146	144	114	173	179
427 4104292	Communication - TS Phones	6	5	4		
427 4104301	Travel		2	20		2
427 4104501	Operating Rentals & Leases	32	31	82	38	38
427 4104590	Rent-Facil Maint	72	67	46	85	83
427 4104690	Liability Insurance	658	500	150	784	621
427 4104801	Repairs & Maintenance			14		
427 4104901	Misellaneous	9	16	43	10	21
427 4104958	Tax / Operating Assessments			503	683	724

2020 Final Budget
Expenditures
As of November 30, 2019

			2017 Actual	2018 Actual	2019 Current	2019 Budget	2020 Budget
Gala Estates Water							
Other Services - Charges							
427 4504101		Professional Services	684	1,709	368	813	2,109
427 4504201		Communication - Telephone	519	525	528	618	648
427 4504501		Operating Rentals & Leases	2,680	2,420	2,447	3,185	2,989
427 4504701		Utility Services	2,699	2,688	2,065	3,208	3,319
427 4504801		Repairs & Maintenance	983		50	1,168	
427 4504901		Misellaneous	6	166		7	205
427 4504957		Inter Gov Prof Services				864	
427 4504958		External Taxes & Opera Asses			46		
Obj 004	Other Services - Charges		9,587	9,368	7,236	12,938	12,296
Intergovernmental Services							
427 4105301		C External Taxes & Oper Assess	574	584			
427 4505101		Intergov Prof Services	727				
Obj 005	Intergovernmental Services		1,302	584			
Debt Service-Interest							
427 4108201		Interest on Interfund Debt	509	473			
Obj 008	Debt Service-Interest		509	473			
Other							
427 4309101		Depreciation	4,300	4,300			
Obj 009	Other		4,300	4,300			
Sub 427	Gala Estates Water		27,188	26,949	17,392	47,400	46,700

2020 Final Budget
Revenue
As of November 30, 2019

		2017 Actual	2018 Actual	2019 Current	2019 Budget	2020 Budget
Wysacre Water Service						
REVENUES						
428 42830810001	Beginng Fund Balance Reserve				21,900	24,600
428 42834340211	Water Service-Residential	3,913	3,352	3,075	3,988	3,383
428 42834340281	Water Service-Misc Penalties	151	132	187	154	133
428 42834340291	Water Service-Turn on Fee	35	35	175	35	
428 42836111001	Investment Interest	239	381	409	244	385
428 42836111032	Gain/Loss on Investments	21-	1-	66	21-	1-
Sub 428	Wysacre Water Service	4,317	3,899	3,912	26,300	28,500

2020 Final Budget
Expenditures
As of November 30, 2019

		2017 Actual	2018 Actual	2019 Current	2019 Budget	2020 Budget
Wysacre Water Service						
Reclassification & Cost Alloc.						
428 4100200	Ending Fund Balance				22,200	24,800
Obj 000	Reclassification & Cost Alloc.				22,200	24,800
Salaries						
428 4101001	Salaries & Wages	64	313	136	218	409
428 4101002	Salaries-Overtime					
428 4501001	Salaries & Wages	202	444	284	687	569
Obj 001	Salaries	267	758	420	905	978
Personnel Benefits						
428 4102002	Benefits-Direct	27	143	64	92	185
428 4102003	Benefits-Indirect	9	44	20	30	58
428 4502002	Benefits-Direct	83	191	125	280	245
428 4502003	Benefits-Indirect	26	58	40	88	75
Obj 002	Personnel Benefits	146	436	248	490	563
Supplies						
428 4103101	Office & Operating Supplies	2	14	2	7	18
428 4103501	Small Tools & Minor Equipmen	1	4		4	5
428 4103502	Computer Software					
428 4103590	Small Attrac-Tracked Invento					
428 4503101	Office & Operating Supplies		1,461			183
Obj 003	Supplies	2	1,479	3	11	206
Other Services - Charges						
428 4104101	Professional Services	1	2		4	2
428 4104125	Prof Serv-Indirect	9	69	8	30	88
428 4104191	Prof Serv-Purchasing	2	16	2	7	20
428 4104192	Prof Serv-Info Serv	25	183	23	85	238
428 4104198	Prof Serv-GIS	13	87	11	44	113
428 4104199	Prof Serv-DOS		2			2
428 4104201	Communication - Telephone	3	17	2	9	22
428 4104202	Communication - Postage	7	49	7	24	63
428 4104301	Travel			1		
428 4104501	Operating Rentals & Leases	1	7	3	4	9
428 4104590	Rent-Facil Maint	3	23	3	9	29
428 4104690	Liability Insurance	32	172	9	111	223
428 4104801	Repairs & Maintenance			1		
428 4104901	Misellaneous		8	2		11
428 4104958	Tax / Operating Assessments			69	322	105
428 4504101	Professional Services	29	102	96	99	131
428 4504501	Operating Rentals & Leases	77	173	126	262	222
428 4504701	Utility Services	496	527	360	1,684	675

2020 Final Budget
Expenditures
As of November 30, 2019

		2017 Actual	2018 Actual	2019 Current	2019 Budget	2020 Budget
Wysacre Water Service						
Obj 004	Other Services - Charges	698	1,438	724	2,694	1,953
Intergovernmental Services						
428 4105301	C External Taxes & Oper Assess	95	80			
Obj 005	Intergovernmental Services	95	80			
Other						
428 4309101	Depreciation	225	225			
Obj 009	Other	225	225			
Sub 428	Wysacre Water Service	1,431	4,416	1,394	26,300	28,500

2020 Final Budget
Revenue
As of November 30, 2019

		2017 Actual	2018 Actual	2019 Current	2019 Budget	2020 Budget
Meadowbrook Water System						
REVENUES						
429 42930810001	Beginng Fund Balance Reserve				25,300	25,600
429 42934340211	Water Service-Residential	2,858	2,858	2,622	2,940	2,866
429 42934340281	Water Service-Misc Penalties			4		
429 42934340291	Water Service-Turn on Fee			35		
429 42936111001	Investment Interest	267	432	429	274	433
429 42936111032	Gain/Loss on Investments	15-		74	14-	1
Sub 429	Meadowbrook Water System	3,111	3,291	3,164	28,500	28,900

2020 Final Budget
Expenditures
As of November 30, 2019

		2017 Actual	2018 Actual	2019 Current	2019 Budget	2020 Budget
Meadowbrook Water System						
Reclassification & Cost Alloc.						
429 4100200	Ending Fund Balance				22,000	24,300
Obj 000	Reclassification & Cost Alloc.				22,000	24,300
Salaries						
429 4101001	Salaries & Wages	87	111	118	187	96
429 4101002	Salaries-Overtime					
429 4501001	Salaries & Wages	174	1,182	171	362	919
Obj 001	Salaries	261	1,293	288	549	1,015
Personnel Benefits						
429 4102002	Benefits-Direct	37	51	56	79	44
429 4102003	Benefits-Indirect	12	16	17	24	13
429 4502002	Benefits-Direct	71	508	75	147	395
429 4502003	Benefits-Indirect	23	154	24	49	119
Obj 002	Personnel Benefits	143	728	172	299	571
Supplies						
429 4103101	Office & Operating Supplies	2	6	2	4	5
429 4103501	Small Tools & Minor Equipmen	1	1		2	1
429 4103502	Computer Software					
429 4103590	Small Attrac-Tracked Invento					
429 4503101	Office & Operating Supplies		702	111-		546
Obj 003	Supplies	3	711	109-	6	552
Other Services - Charges						
429 4104101	Professional Services	1	1		2	2
429 4104125	Prof Serv-Indirect	12	23	7	24	18
429 4104191	Prof Serv-Purchasing	2	5	2	4	5
429 4104192	Prof Serv-Info Serv	33	60	19	70	51
429 4104198	Prof Serv-GIS	17	29	9	38	25
429 4104199	Prof Serv-DOS		1			2
429 4104201	Communication - Telephone	3	5	2	6	5
429 4104202	Communication - Postage	9	17	6	18	15
429 4104301	Travel		1	1		2
429 4104501	Operating Rentals & Leases	1	2	4	2	2
429 4104590	Rent-Facil Maint	5	8	2	10	6
429 4104690	Liability Insurance	42	57	8	88	50
429 4104801	Repairs & Maintenance			1		
429 4104901	Misellaneous	1	1	2	2	2
429 4104958	Tax / Operating Assessments			56	140	56
429 4504101	Professional Services	29	29	78	61	23
429 4504501	Operating Rentals & Leases	158	202	77	331	157
429 4504701	Utility Services	647	697	497	1,350	541

2020 Final Budget
Expenditures
As of November 30, 2019

		2017 Actual	2018 Actual	2019 Current	2019 Budget	2020 Budget
Meadowbrook Water System						
Obj 004	Other Services - Charges	960	1,137	772	2,146	962
Intergovernmental Services						
429 4105301	C External Taxes & Oper Assess	66	66			
Obj 005	Intergovernmental Services	66	66			
Capital Outlay						
429 9276301	Other Improvements				3,500	1,500
Obj 006	Capital Outlay				3,500	1,500
Other						
429 4309101	Depreciation	360	360			
Obj 009	Other	360	360			
Sub 429	Meadowbrook Water System	1,793	4,294	1,124	28,500	28,900

2020 Final Budget
Revenue
As of November 30, 2019

		2017 Actual	2018 Actual	2019 Current	2019 Budget	2020 Budget
Wendt Road Water System						
REVENUES						
430 43030810001	Beginng Fund Balance Reserve				5,800	5,400
430 43034340211	Water Service-Residential	2,044	2,124	1,947	2,216	2,307
430 43034340281	Water Service-Misc Penalties	34		18	36	
430 43036111001	Investment Interest	44	86	66	48	93
430 43036111032	Gain/Loss on Investments			4		
Sub 430	Wendt Road Water System	2,121	2,210	2,035	8,100	7,800

2020 Final Budget
Expenditures
As of November 30, 2019

		2017 Actual	2018 Actual	2019 Current	2019 Budget	2020 Budget
Wendt Road Water System						
Reclassification & Cost Alloc.						
430 4100200	Ending Fund Balance				800	5,400
Obj 000	Reclassification & Cost Alloc.				800	5,400
Salaries						
430 4101001	Salaries & Wages	79	52	447	166	133
430 4101002	Salaries-Overtime			1		
430 4501001	Salaries & Wages	130	155	1,721	2,245	355
430 4501002	Salaries-Overtime			146		
Obj 001	Salaries	209	207	2,316	2,411	488
Personnel Benefits						
430 4102002	Benefits-Direct	34	24	208	72	61
430 4102003	Benefits-Indirect	11	7	65	22	17
430 4502002	Benefits-Direct	53	67	822	1,101	153
430 4502003	Benefits-Indirect	17	20	261	533	46
Obj 002	Personnel Benefits	115	118	1,356	1,728	277
Supplies						
430 4103101	Office & Operating Supplies	2	2	12	4	5
430 4103501	Small Tools & Minor Equipmen	1	1	2	2	
430 4103502	Computer Software			1		
430 4103590	Small Attrac-Tracked Invento					
430 4503101	Office & Operating Supplies			255	500	
Obj 003	Supplies	3	3	269	506	5
Other Services - Charges						
430 4104101	Professional Services	1	1		2	3
430 4104125	Prof Serv-Indirect	11	11	49	22	29
430 4104191	Prof Serv-Purchasing	2	2	11	4	5
430 4104192	Prof Serv-Info Serv	29	29	131	31	75
430 4104198	Prof Serv-GIS	15	14	62	63	36
430 4104199	Prof Serv-DOS			2		
430 4104201	Communication - Telephone	3	3	13	6	7
430 4104202	Communication - Postage	8	8	40	16	20
430 4104301	Travel			9		
430 4104501	Operating Rentals & Leases	1	1	19	2	2
430 4104590	Rent-Facil Maint	4	4	16	8	10
430 4104690	Liability Insurance	37	27	53	78	70
430 4104801	Repairs & Maintenance			5		
430 4104901	Misellaneous	1	1	13	2	2
430 4104958	Tax / Operating Assessments			41	100	125
430 4504101	Professional Services	29	78	482	755	179
430 4504501	Operating Rentals & Leases	46	50	465	586	114

2020 Final Budget
Expenditures
As of November 30, 2019

		2017 Actual	2018 Actual	2019 Current	2019 Budget	2020 Budget
Wendt Road Water System						
Other Services - Charges						
430 4504701	Utility Services	519	416	264	980	953
Obj 004	Other Services - Charges	707	645	1,677	2,655	1,630
Intergovernmental Services						
430 4105301	C External Taxes & Oper Asmnts	48	49			
Obj 005	Intergovernmental Services	48	49			
Other						
430 4309101	Depreciation	503	503			
Obj 009	Other	503	503			
Sub 430	Wendt Road Water System	1,586	1,524	5,618	8,100	7,800

2020 Final Budget
Revenue
As of November 30, 2019

		2017 Actual	2018 Actual	2019 Current	2019 Budget	2020 Budget
Kodiak Water						
REVENUES						
431 43130810001	Beginng Fund Balance Reserve				51,500	53,900
431 43134340211	Water Service-Residential	5,318	5,319	4,875	5,328	5,398
431 43134340281	Water Service-Penality Charg	123	128	111	123	130
431 43134340291	Water Service-Turn on Fee		70	35		71
431 43136111001	Investment Interest	576	914	1,018	577	927
431 43136111032	Gain/Loss on Investments	28-	26-	238	28-	26-
Sub 431	Kodiak Water	5,990	6,405	6,277	57,500	60,400

2020 Final Budget
Expenditures
As of November 30, 2019

		2017 Actual	2018 Actual	2019 Current	2019 Budget	2020 Budget
Kodiak Water						
Reclassification & Cost Alloc.						
431 4100200	Ending Fund Bal				47,600	55,900
Obj 000	Reclassification & Cost Alloc.				47,600	55,900
Salaries						
431 4101001	Salaries & Wages	177	65	137	232	225
431 4101002	Salaries-Overtime					
431 4501001	Salaries & Wages	944	182	185	1,169	589
431 4501002	Salaries-Overtime		18			61
Obj 001	Salaries	1,121	265	322	1,401	875
Personnel Benefits						
431 4102002	Benefits-Direct	76	30	65	98	103
431 4102003	Benefits-Indirect	25	9	20	34	29
431 4502002	Benefits-Direct	402	86	81	498	281
431 4502003	Benefits-Indirect	130	26	26	161	86
Obj 002	Personnel Benefits	633	151	192	791	499
Supplies						
431 4103101	Office & Operating Supplies	5	3	2	6	10
431 4103501	Small Tool & Minor Equipment	2	1		2	3
431 4103502	Computer Software					
431 4103590	Small Attrac-Tracked Invento					
431 4503101	Office & Operating Supplies	299			370	
Obj 003	Supplies	307	4	2	378	13
Other Services - Charges						
431 4104101	Professional Services	1	3		1	10
431 4104125	Prof Serv-Indirect	27	13	7	36	42
431 4104191	Prof Serv-Purchasing Serv	5	3	2	6	10
431 4104192	Prof Serv-Info Sev	73	34	20	95	116
431 4104198	Prof Serv-GIS	38	16	10	49	52
431 4104199	Prof Serv-DOS	1			1	3
431 4104201	Communication-Telephone	7	3	2	9	10
431 4104202	Communication-Postage	21	9	6	28	29
431 4104292	Communication-Telephone TS	1			1	
431 4104301	Travel			1		
431 4104501	Operating Rentals & Leases	2	1	4	2	3
431 4104590	Rent-Facilities Maintenance	10	4	2	12	13
431 4104690	Liability Insurance	92	32	8	121	109
431 4104801	Repairs & Maintenance			1		
431 4104901	Miscellaneous	1	1	2	2	
431 4104958	Tax / Operating Assessments			105	165	433
431 4504101	Professional Services	58	157	59	72	507

2020 Final Budget
Expenditures
As of November 30, 2019

		2017 Actual	2018 Actual	2019 Current	2019 Budget	2020 Budget
Kodiak Water						
Other Services - Charges						
431 4504501	Operating Rentals & Leases	772	81	65	956	259
431 4504701	Utility Services	558	469	369	691	1,517
431 4504801	Repairs & Maintenance	874			1,083	
Obj 004	Other Services - Charges	2,540	827	664	3,330	3,113
Intergovernmental Services						
431 4105301	C External Taxes & Oper Assess	125	127			
Obj 005	Intergovernmental Services	125	127			
Capital Outlay						
431 9276301	Other Improvments				4,000	
Obj 006	Capital Outlay				4,000	
Other						
431 4309101	Depreciation/Amortization	535	535			
Obj 009	Other	535	535			
Sub 431	Kodiak Water	5,260	1,909	1,181	57,500	60,400

2020 Final Budget
Revenue
As of November 30, 2019

		2017 Actual	2018 Actual	2019 Current	2019 Budget	2020 Budget
Fairway Estates Water						
REVENUES						
432 43230810001	Beginng Fund Balance Reserve				80,400	76,600
432 43234340211	Water Service-Residential	6,782	6,782	6,221	6,795	6,801
432 43234340281	Sewer Service-Penality Charg	64	51	78		
432 43234350001	Sewer Service Charges	6,598	6,598	6,052	6,611	6,856
432 43234350281	Sewer Service Misc Penalties				64	53
432 43234350291	Sewer Service - Turn on Fee			35		
432 43236111001	Investment Interest	875	1,413	1,462	878	1,417
432 43236111032	Gain/Loss on Investments	48-	26-	382	48-	27-
Sub 432	Fairway Estates Water	14,272	14,818	14,231	94,700	91,700

2020 Final Budget
Expenditures
As of November 30, 2019

		2017 Actual	2018 Actual	2019 Current	2019 Budget	2020 Budget
Fairway Estates Water						
Reclassification & Cost Alloc.						
432 4100200	Ending Fund Bal				78,000	76,700
Obj 000	Reclassification & Cost Alloc.				78,000	76,700
Salaries						
432 4101001	Salaries & Wages	822	360	482	981	449
432 4101002	Salaries-Overtime			1		
432 4101003	Salaries-Extra Help					
432 4501001	Salaries & Wages	728	741	1,020	847	927
432 4501002	Salaries-Overtime		35			44
Obj 001	Salaries	1,550	1,137	1,503	1,828	1,420
Personnel Benefits						
432 4102002	Benefits-Direct	352	165	224	420	206
432 4102003	Benefits-Indirect	115	51	71	137	64
432 4502002	Benefits-Direct	299	334	449	348	418
432 4502003	Benefits-Indirect	95	101	143	110	126
Obj 002	Personnel Benefits	860	650	886	1,015	814
Supplies						
432 4103101	Office & Operating Supplies	20	20	15	23	25
432 4103501	Small Tool & Minor Equipment	8	4	2	9	4
432 4103502	Computer Software			1		
432 4103590	Small Attrac-Tracked Invento		1			1
432 4503101	Office & Operating Supplies	203	563	1,256	237	705
Obj 003	Supplies	232	588	1,273	269	735
Other Services - Charges						
432 4104101	Professional Services	132	136	128	157	171
432 4104125	Prof Serv-Indirect	108	73	53	128	90
432 4104191	Prof Serv-Purchasing Serv	20	17	13	23	22
432 4104192	Prof Serv-Info Sev	297	144	193	355	179
432 4104198	Prof Serv-GIS	155	92	68	183	114
432 4104199	Prof Serv-DOS	4	3	2	5	3
432 4104201	Communication-Telephone	27	15	13	32	20
432 4104202	Communication-Postage	83	54	44	99	67
432 4104292	Communication - TS Phones	3	2	1	3	2
432 4104301	Travel		2	12		2
432 4104501	Operating Rentals & Leases	10	7	13	12	9
432 4104590	Rent-Facilities Maintenance	41	25	18	49	32
432 4104690	Liaability Insurance	373	133	108	444	165
432 4104801	Repairs & Maintenance			7		
432 4104901	Miscellaneous	4	5	10	5	7
432 4104958	Tax / Operating Assessments			278	435	468

2020 Final Budget
Expenditures
As of November 30, 2019

		2017 Actual	2018 Actual	2019 Current	2019 Budget	2020 Budget
Fairway Estates Water						
Other Services - Charges						
432 4504201	Communication-Telephone	1,504	1,521	1,545	1,751	1,905
432 4504202	Communication-Postage	63			72	
432 4504501	Operating Rentals & Leases	469	483	417	547	605
432 4504701	Utility Services	567	431	396	660	539
432 4504801	Repairs & Maintenance	5,264	6,093	3,002	6,128	7,631
Obj 004	Other Services - Charges	9,125	9,236	6,320	11,088	12,031
Intergovernmental Services						
432 4105301	C External Taxes & Oper Assess	365	375			
Obj 005	Intergovernmental Services	365	375			
Capital Outlay						
432 9276301	Other Improvments				2,500	
Obj 006	Capital Outlay				2,500	
Other						
432 4309101	Depreciation/Amortization	2,477	2,477			
Obj 009	Other	2,477	2,477			
Sub 432	Fairway Estates Water	14,609	14,463	9,983	94,700	91,700

2020 Final Budget
Revenue
As of November 30, 2019

		2017 Actual	2018 Actual	2019 Current	2019 Budget	2020 Budget
Mountain Shadows Sewer						
REVENUES						
433 43330810001	Beginng Fund Balance Reserve				27,500	26,700
433 43334350001	Sewer Service Charges	7,584	7,622	7,093	7,980	8,209
433 43334350281	Sewer Service Misc Penalties	91	94	66	96	101
433 43334350291	Sewer Service-Turn on Fee	35			36	
433 43336111001	Investment Interest	294	464	478	310	498
433 43336111032	Gain/Loss on Investments	21-	8-	95	22-	8-
Sub 433	Mountain Shadows Sewer	7,983	8,171	7,732	35,900	35,500

2020 Final Budget
Expenditures
As of November 30, 2019

		2017 Actual	2018 Actual	2019 Current	2019 Budget	2020 Budget
Mountain Shadows Sewer						
Reclassification & Cost Alloc.						
433 5100200	Ending Fund Balance				27,600	26,700
Obj 000	Reclassification & Cost Alloc.				27,600	26,700
Salaries						
433 4101001	Salaries & Wages	373				
433 5101001	Salaries & Benefits		284	424	429	341
433 5101002	Salaries-Overtime			1		
433 5501001	Salaries & Benefits	1,113	1,063	846	1,278	1,287
433 5501002	Salaries-Overtime	163	87	177	187	105
Obj 001	Salaries	1,649	1,434	1,448	1,894	1,733
Personnel Benefits						
433 4102002	Benefits-Direct	159				
433 4102003	Benefits-Indirect	52				
433 5102002	Benefits-Direct		129	197	184	155
433 5102003	Benefits-Indirect		40	62	60	48
433 5502002	Benefits-Direct	523	494	450	601	599
433 5502003	Benefits-Indirect	166	149	143	190	181
Obj 002	Personnel Benefits	900	813	852	1,035	983
Supplies						
433 4103101	Office & Operating Supplies	11				
433 4103501	Small Tool & Minor Equipment	3				
433 4103590	Small Attrac-Tracked Invento					
433 5103101	Office & Operating Supplies		15	10	12	18
433 5103501	Small Tools & Minor Equipmen		4	2		4
433 5103502	Computer Software			1		
433 5103590	Small Attrac-Tracked Invento					
433 5503101	Office & Operating Supplies	144	267	115	165	323
Obj 003	Supplies	158	286	128	177	345
Other Services - Charges						
433 4104101	Professional Services	4				
433 4104125	Prof Serv-Indirect	53				
433 4104191	Prof Serv-Purchasing Serv	10				
433 4104192	Prof Serv-Info Sev	145				
433 4104198	Prof Services - GIS	76				
433 4104199	Prof Serv-DOS	2				
433 4104201	Communication-Telephone	13				
433 4104202	Communication-Postage	41				
433 4104292	Communication - TS Phones	2				
433 4104501	Operating Rentals & Leases	5				
433 4104590	Rent-Facilities Maintenance	20				

2020 Final Budget
Expenditures
As of November 30, 2019

		2017 Actual	2018 Actual	2019 Current	2019 Budget	2020 Budget
Mountain Shadows Sewer						
Other Services - Charges						
433 4104690	Liaability Insurance	182				
433 4104901	Miscellaneous	2				
433 5104101	Professional Services		6		5	7
433 5104125	Prof Serv-Indirect		58	46	62	70
433 5104191	Prof Serv-Purchasing		13	11	12	16
433 5104192	Prof Serv-Tech Services		154	123	166	186
433 5104198	Prof Serv-GIS		73	58	87	88
433 5104199	Prof Serv-DOS		2	2	2	2
433 5104201	Communications-Telephone		12	11	14	14
433 5104202	Communications-Postage		42	38	47	50
433 5104292	Communications-TS Phones		2	1	2	2
433 5104301	Travel		1	6		1
433 5104501	Operating Rental & Leases		5	18	6	6
433 5104590	Rent-Facilities Maint		19	15	23	23
433 5104690	Insurance-Interfund		145	50	209	175
433 5104801	Repair & Maintenance			4		
433 5104901	Miscellaneous		4	16	1	4
433 5104958	Tax / Operating Assessments			204	276	290
433 5504101	Professional Services	536	533	405	619	646
433 5504201	Communications-Telephone	579	586	560	666	709
433 5504501	Operating Rental & Leases	467	429	424	536	520
433 5504701	Utilities-Services	311	325	228	357	393
433 5504801	Repair & Maintenance	1,625	1,906		1,867	2,309
433 5504957	Intergov Prof Serv			203	237	228
Obj 004	Other Services - Charges	4,070	4,315	2,421	5,194	5,739
Intergovernmental Services						
433 4105301	C External Taxes & Oper Assess	240				
433 5105301	C External Taxes & Oper Assess		241			
433 5505101	C Intergov Prof Serv	203	203			
Obj 005	Intergovernmental Services	443	444			
Other						
433 4309101	Depreciation/Amortization	3,800				
433 5309101	Depreciation/Amortization		3,800			
Obj 009	Other	3,800	3,800			
Sub 433	Mountain Shadows Sewer	11,020	11,091	4,849	35,900	35,500

2020 Final Budget
Revenue
As of November 30, 2019

		2017 Actual	2018 Actual	2019 Current	2019 Budget	2020 Budget
Huntzinger Water						
REVENUES						
434 43430810001	Beginng Fund Balance Reserve				36,200	39,800
434 43434340211	Water Service-Residential	4,994	4,277	3,914	5,017	4,592
434 43434340281	Water Service-Penality Charg	84	81	73	84	87
434 43434340291	Water Service-Turn on Fee		35	70		37
434 43436111001	Investment Interest	425	612	605	427	657
434 43436111032	Gain/Loss on Investments	28-	25	126	28-	27
Sub 434	Huntzinger Water	5,475	5,030	4,787	41,700	45,200

2020 Final Budget
Expenditures
As of November 30, 2019

		2017 Actual	2018 Actual	2019 Current	2019 Budget	2020 Budget
Huntzinger Water						
Reclassification & Cost Alloc.						
434 4100200	Ending Fund Balance				36,400	40,100
Obj 000	Reclassification & Cost Alloc.				36,400	40,100
Salaries						
434 4101001	Salaries & Benefits	169	498	224	290	507
434 4101002	Salaries-Overtime					
434 4501001	Salaries & Benefits	608	732	359	981	745
434 4501002	Salaries-Overtime	18	164	112	30	167
Obj 001	Salaries	794	1,395	694	1,301	1,419
Personnel Benefits						
434 4102002	Benefits-Direct	72	227	105	123	230
434 4102003	Benefits-Indirect	23	70	33	41	71
434 4502002	Benefits-Direct	257	385	207	415	392
434 4502003	Benefits-Indirect	81	117	66	129	119
Obj 002	Personnel Benefits	433	798	411	708	812
Supplies						
434 4103101	Office & Operating Supplies	5	21	4	8	21
434 4103501	Small Tools & Minor Equipmen	2	6	1	3	7
434 4103502	Computer Software					
434 4103590	Small Attrac-Tracked Invento					
434 4503101	Office & Operating Supplies	95	1,796		153	170
Obj 003	Supplies	101	1,823	5	164	198
Other Services - Charges						
434 4104101	Professional Services	1	4		2	3
434 4104125	Prof Serv-Indirect	24	103	17	42	105
434 4104191	Prof Serv-Purchasing	5	24	4	6	23
434 4104192	Prof Serv-Tech Services	66	274	45	114	278
434 4104198	Prof Serv-GIS	34	130	21	58	132
434 4104199	Prof Serv-DOS	1	4	1	2	3
434 4104201	Communications-Telephone	6	22	4	10	21
434 4104202	Communications-Postage	19	74	14	32	74
434 4104292	Communications-Telephone TS	1	3		2	3
434 4104301	Travel			2		
434 4104501	Operating Rental & Leases	2	6	1	3	7
434 4104590	Rent-Facilities Maint	10	39	10	16	40
434 4104690	Insurance-Interfund	83	259	18	143	263
434 4104801	Repair & Maintenance			2		
434 4104901	Miscellaneous	1	9	5	2	8
434 4104958	External Taxes & Opera Asses			84	203	104
434 4504101	Professional Services	173	184	370	278	186

2020 Final Budget
Expenditures
As of November 30, 2019

		2017 Actual	2018 Actual	2019 Current	2019 Budget	2020 Budget
Huntzinger Water						
Other Services - Charges						
434 4504501	Operating Rental & Leases	263	296	267	424	302
434 4504701	Utilities-Services	1,111	1,099	962	1,790	1,119
434 4504801	Repair & Maintenance		3,037			
Obj 004	Other Services - Charges	1,800	5,567	1,827	3,127	2,671
Intergovernmental Services						
434 4105301	C External Taxes & Oper Assess	117	101			
Obj 005	Intergovernmental Services	117	101			
Other						
434 4309101	Depreciation/Amortizati	1,008	1,008			
Obj 009	Other	1,008	1,008			
Sub 434	Huntzinger Water	4,253	10,692	2,937	41,700	45,200

2020 Final Budget
Revenue
As of November 30, 2019

		2017 Actual	2018 Actual	2019 Current	2019 Budget	2020 Budget
Heysman Water						
REVENUES						
435 43530810001	Beginng Fund Balance Reserve				28,200	29,400
435 43534340211	Water Service-Residential	3,187	3,190	2,922	3,253	3,220
435 43534340281	Water Service-Penalty Charge	66	62	100	66	63
435 43534340291	Water Service-Turn on Fee		35	35		35
435 43536111001	Investment Interest	295	490	536	301	494
435 43536111032	Gain/Loss on Investments	20-	12-	101	20-	12-
Sub 435	Heysman Water	3,527	3,765	3,693	31,800	33,200

2020 Final Budget
Expenditures
As of November 30, 2019

		2017 Actual	2018 Actual	2019 Current	2019 Budget	2020 Budget
Heysman Water						
Reclassification & Cost Alloc.						
435 4100200	Ending Fund Balance				26,300	28,300
Obj 000	Reclassification & Cost Alloc.				26,300	28,300
Salaries						
435 4101001	Salaries & Benefits	241	249	370	691	544
435 4101002	Salaries-Overtime					
Obj 001	Salaries	241	249	370	691	544
Personnel Benefits						
435 4102002	Benefits-Direct	100	109	167	286	236
435 4102003	Benefits-Indirect	32	33	53	91	72
Obj 002	Personnel Benefits	132	142	220	377	308
Supplies						
435 4103101	Office & Operating Supplies	2	3	2	5	6
435 4103501	Small Tools & Minor Equipmen	1	1			2
435 4103502	Computer Software				2	
435 4103590	Small Attrac-Tracked Invento					
Obj 003	Supplies	3	4	3	7	8
Other Services - Charges						
435 4104101	Professional Services	1	1		2	2
435 4104125	Prof Serv-Indirect	10	14	8	28	29
435 4104191	Prof Serv-Purchasing	2	3	2	5	7
435 4104192	Prof Serv-Tech Services	28	37	22	81	80
435 4104198	Prof Serv-GIS	15	18	10	46	40
435 4104199	Prof Serv-DOS		1			2
435 4104201	Communications-Telephone	3	3	2	8	6
435 4104202	Communications-Postage	8	10	7	23	21
435 4104292	Communications-Telephone TS					
435 4104301	Travel			1		
435 4104501	Operating Rental & Leases	1	1	1	3	2
435 4104590	Rent-Facilities Maint	4	5	5	10	11
435 4104690	Insurance-Interfund	36	35	9	104	76
435 4104801	Repair & Maintenance			1		
435 4104901	Miscellaneous		1	2		2
435 4104958	Tax / Operating Assessments			63	215	162
435 4504101	Professional Services	29	78	29	85	165
435 4504501	Operating Rental & Leases	65	69	65	190	146
435 4504701	Utilities-Services	557	609	355	1,625	1,289
Obj 004	Other Services - Charges	760	885	583	2,425	2,040

2020 Final Budget
Expenditures
As of November 30, 2019

		2017 Actual	2018 Actual	2019 Current	2019 Budget	2020 Budget
Heysman Water						
Intergovernmental Services						
435 4105301	C External Taxes & Oper Assess	75	75			
Obj 005	Intergovernmental Services	75	75			
Capital Outlay						
435 9276301	Other Improvments				2,000	2,000
Obj 006	Capital Outlay				2,000	2,000
Other						
435 4309101	Depreciation/Amortizati	373	373			
Obj 009	Other	373	373			
Sub 435	Heysman Water	1,583	1,729	1,175	31,800	33,200

2020 Final Budget
Revenue
As of November 30, 2019

		2017 Actual	2018 Actual	2019 Current	2019 Budget	2020 Budget
Crewport Water						
REVENUES						
436 43630810001	Beginng Fund Balance Reserve				77,800	86,600
436 43634340211	Water Service-Residential	32,525	33,260	29,439	33,826	34,529
436 43634340281	Water Service-Penality Charg	900	1,057	1,086	936	1,097
436 43634340291	Water Service-Turn on Fee	245	175	385	255	181
436 43636111001	Investment Interest	896	1,342	1,434	932	1,392
436 43636111032	Gain/Loss on Investments	49	97-	377	51	100-
436 43636981001	Cashiers Over/Short			1-		
436 43636991001	Other Misc Revenue			40		
436 43637910001	Contributed Capital-Private					1
Sub 436	Crewport Water	34,615	35,736	32,761	113,800	123,700

2020 Final Budget
Expenditures
As of November 30, 2019

		2017 Actual	2018 Actual	2019 Current	2019 Budget	2020 Budget
Crewport Water						
Reclassification & Cost Alloc.						
436 4100200	Ending Fund Balance				63,300	73,400
Obj 000	Reclassification & Cost Alloc.				63,300	73,400
Salaries						
436 4101001	Salaries & Benefits	2,723	1,892	2,016	3,324	2,810
436 4101002	Salaries-Overtime			4		
436 4501001	Salaries & Benefits	4,504	3,530	5,286	5,510	5,210
436 4501002	Salaries-Overtime	1,124	207	511	1,376	305
Obj 001	Salaries	8,351	5,630	7,817	10,210	8,325
Personnel Benefits						
436 4102002	Benefits-Direct	1,174	867	942	1,433	1,287
436 4102003	Benefits-Indirect	383	267	296	467	396
436 4502002	Benefits-Direct	2,308	1,607	2,578	2,823	2,371
436 4502003	Benefits-Indirect	732	486	819	896	718
Obj 002	Personnel Benefits	4,597	3,228	4,634	5,619	4,772
Supplies						
436 4103101	Office & Operating Supplies	58	77	50	71	114
436 4103501	Small Tools & Minor Equipmen	20	27	7	25	41
436 4103502	Computer Software			3		
436 4103590	Small Attrac-Tracked Invento	1	1			1
436 4503101	Office & Operating Supplies	569	441	1,297	697	652
Obj 003	Supplies	648	546	1,357	793	808
Other Services - Charges						
436 4104101	Professional Services	11	27		13	41
436 4104125	Prof Serv-Indirect	308	318	182	376	472
436 4104191	Prof Serv-Purchasing	58	73	43	71	107
436 4104192	Prof Serv-Tech Services	847	848	489	1,033	1,259
436 4104198	Prof Serv-GIS	442	403	232	540	598
436 4104199	Prof Serv-DOS	12	11	7	14	16
436 4104201	Communications-Telephone	76	65	45	92	96
436 4104202	Communications-Postage	237	229	150	289	341
436 4104292	Communication - TS Phones	9	9	5	10	13
436 4104301	Travel		2	30		3
436 4104501	Operating Rental & Leases	22	20	11	28	30
436 4104590	Rent-Facilities Maint	124	117	106	152	172
436 4104690	Insurance-Interfund	1,067	800	198	1,302	1,187
436 4104801	Repair & Maintenance			23		
436 4104901	Miscellaneous	14	26	45	16	40
436 4104958	Tax / Operating Assessments			649	943	1,176
436 4504101	Professional Services	2,214	3,169	4,049	2,708	4,676

2020 Final Budget
Expenditures
As of November 30, 2019

		2017 Actual	2018 Actual	2019 Current	2019 Budget	2020 Budget
Crewport Water						
Other Services - Charges						
436 4504501	Operating Rental & Leases	4,152	3,011	4,131	5,080	4,444
436 4504701	Utilities-Services	2,018	2,298	1,989	2,469	3,391
436 4504801	Repair & Maintenance	2,761	5,285	320	3,378	2,894
436 4504901	Miscellaneous	6	179		7	264
436 4504957	Inter Gov Prof Services				217	
436 4504958	External Taxes & Opera Asses			181	140	175
Obj 004	Other Services - Charges	14,378	16,889	12,884	18,878	21,395
Intergovernmental Services						
436 4105301	C External Taxes & Oper Assess	773	792			
436 4505101	C Intergov Prof Serv	179				
436 4505301	C External Taxes & Oper Assess	115	119			
Obj 005	Intergovernmental Services	1,067	910			
Capital Outlay						
436 9276501	Construction Projects				15,000	15,000
Obj 006	Capital Outlay				15,000	15,000
Debt Service-Interest						
436 4108201	Interest on Interfund Debt	2,662	2,460	3,071		
Obj 008	Debt Service-Interest	2,662	2,460	3,071		
Other						
436 4309101	Depreciation/Amortizati	20,563	20,563			
Obj 009	Other	20,563	20,563			
Sub 436	Crewport Water	52,265	50,226	29,762	113,800	123,700

2020 Final Budget
Revenue
As of November 30, 2019

		2017 Actual	2018 Actual	2019 Current	2019 Budget	2020 Budget
Ray Symmonds Water						
REVENUES						
437 43730810001	Beginng Fund Balance Reserve				16,500	19,300
437 43734340211	Water Service-Residential	3,751	3,748	3,439	3,787	3,814
437 43734340281	Water Service-Penality Charg	176	155	148	178	158
437 43734340291	Water Service-Turn on Fee	70	35	35	70	36
437 43736111001	Investment Interest	182	285	306	184	290
437 43736111032	Gain/Loss on Investments	19-	2	38	19-	2
Sub 437	Ray Symmonds Water	4,160	4,225	3,966	20,700	23,600

2020 Final Budget
Expenditures
As of November 30, 2019

		2017 Actual	2018 Actual	2019 Current	2019 Budget	2020 Budget
Ray Symmonds Water						
Reclassification & Cost Alloc.						
437 4100200	Ending Fund Balance				16,600	18,000
Obj 000	Reclassification & Cost Alloc.				16,600	18,000
Salaries						
437 4101001	Salaries & Benefits	66	366	219	245	435
437 4101002	Salaries-Overtime					
437 4501001	Salaries & Benefits	179	600	346	619	717
437 4501002	Salaries-Overtime		72	205		87
Obj 001	Salaries	245	1,037	770	864	1,239
Personnel Benefits						
437 4102002	Benefits-Direct	28	167	102	103	199
437 4102003	Benefits-Indirect	9	51	32	34	60
437 4502002	Benefits-Direct	73	289	242	252	345
437 4502003	Benefits-Indirect	23	87	77	80	104
Obj 002	Personnel Benefits	134	594	454	469	708
Supplies						
437 4103101	Office & Operating Supplies	2	16	5	7	19
437 4103501	Small Tools & Minor Equipmen	1	5	1	5	6
437 4103502	Computer Software					
437 4103590	Small Attrac-Tracked Invento					
437 4503101	Office & Operating Supplies		1,442	202		64
Obj 003	Supplies	2	1,463	208	12	89
Other Services - Charges						
437 4104101	Professional Services	1	3		5	3
437 4104125	Prof Serv-Indirect	9	80	19	34	95
437 4104191	Prof Serv-Purchasing	2	18	4	7	20
437 4104192	Prof Serv-Tech Services	25	213	51	94	252
437 4104198	Prof Serv-GIS	13	101	24	50	119
437 4104199	Prof Serv-DOS		3	1		3
437 4104201	Communications-Telephone	2	17	5	7	20
437 4104202	Communications-Postage	7	57	16	26	68
437 4104292	Communication - TS Phones		2			3
437 4104301	Travel			2		
437 4104501	Operating Rental & Leases	1	5	1	5	6
437 4104590	Rent-Facilities Maint	4	31	12	14	37
437 4104690	Insurance-Interfund	32	201	21	118	239
437 4104801	Repair & Maintenance			2		
437 4104901	Miscellaneous		9	6	5	10
437 4104958	Tax / Operating Assessments			75	341	106
437 4504101	Professional Services	29	157	29	100	187

2020 Final Budget
Expenditures
As of November 30, 2019

		2017 Actual	2018 Actual	2019 Current	2019 Budget	2020 Budget
Ray Symmonds Water						
Other Services - Charges						
437 4504501	Operating Rental & Leases	71	281	190	246	337
437 4504701	Utilities-Services	494	467	433	1,703	559
Obj 004	Other Services - Charges	691	1,645	892	2,755	2,064
Intergovernmental Services						
437 4105301	C External Taxes & Oper Assess	92	90			
Obj 005	Intergovernmental Services	92	90			
Capital Outlay						
437 9276301	Other Improvments					1,500
Obj 006	Capital Outlay					1,500
Other						
437 4309101	Depreciation/Amortizati	363	363			
Obj 009	Other	363	363			
Sub 437	Ray Symmonds Water	1,527	5,192	2,323	20,700	23,600

2020 Final Budget
Revenue
As of November 30, 2019

		2017 Actual	2018 Actual	2019 Current	2019 Budget	2020 Budget
Stein Water System						
REVENUES						
438 43830810001	Beginng Fund Balance Reserve				47,000	47,200
438 43834340211	Water Service-Residential	5,834	6,008	5,587	5,903	6,062
438 43834340281	Water Service-Penalty Charge	129	126	143	129	127
438 43836111001	Investment Interest	497	795	774	503	802
438 43836111032	Gain/Loss on Investments	35-	9	176	35-	9
Sub 438	Stein Water System	6,424	6,938	6,680	53,500	54,200

2020 Final Budget
Expenditures
As of November 30, 2019

		2017 Actual	2018 Actual	2019 Current	2019 Budget	2020 Budget
Stein Water System						
Reclassification & Cost Alloc.						
438 4100200	Ending Fund Bal				44,200	44,400
Obj 000	Reclassification & Cost Alloc.				44,200	44,400
Salaries						
438 4101001	Salaries & Wages	176	364	285	472	640
438 4101002	Salaries-Overtime			1		
438 4501001	Salaries & Wages	370	592	687	959	1,047
438 4501002	Salaries-Overtime	97	100	74	252	176
Obj 001	Salaries	643	1,056	1,047	1,683	1,863
Personnel Benefits						
438 4102002	Benefits-Direct	75	165	132	201	290
438 4102003	Benefits-Indirect	24	51	42	65	91
438 4502002	Benefits-Direct	192	298	335	498	526
438 4502003	Benefits-Indirect	61	90	107	159	160
Obj 002	Personnel Benefits	352	604	616	923	1,067
Supplies						
438 4103101	Office & Operating Supplies	4	16	8	10	29
438 4103501	Small Tool & Minor Equipment	1	2	1	3	3
438 4103502	Computer Software			1		
438 4103590	Small Attrac-Tracked Invento		1			
438 4503101	Office & Operating Supplies			766		
Obj 003	Supplies	6	19	776	13	32
Other Services - Charges						
438 4104101	Professional Services	2	2		5	3
438 4104125	Prof Serv-Indirect	24	68	30	65	119
438 4104191	Prof Serv-Purchasing Serv	5	16	7	13	29
438 4104192	Prof Serv-Info Sev	66	181	80	177	319
438 4104198	Prof Serv-GIS	34	86	38	91	152
438 4104199	Prof Serv-DOS	1	2	1	3	3
438 4104201	Communication-Telephone	6	14	7	16	24
438 4104202	Communication-Postage	18	50	25	50	90
438 4104292	Communication-TS Phones	1	2	1	3	3
438 4104301	Travel		2	4		3
438 4104501	Operating Rentals & Leases	2	4	2	5	7
438 4104590	Rent-Facilities Maintenance	10	25	19	26	44
438 4104690	Liability Insurance	83	170	32	222	300
438 4104801	Repairs & Maintenance			3		
438 4104901	Miscellaneous	1	2	9	5	3
438 4104958	Tax / Operating Assessments			119	368	248
438 4504101	Professional Services	58	58	157	151	103

2020 Final Budget
Expenditures
As of November 30, 2019

		2017 Actual	2018 Actual	2019 Current	2019 Budget	2020 Budget
Stein Water System						
Other Services - Charges						
438 4504501	Operating Rental & Leases	220	177	308	571	314
438 4504701	Utilities-Services	738	1,102	680	1,910	1,948
438 4504801	Repair & Maintenance		5,749			168
438 4504901	Miscellaneous		25-			42-
Obj 004	Other Services - Charges	1,268	7,684	1,523	3,681	3,838
Intergovernmental Services						
438 4105301	C External Taxes & Oper Assess	137	141			
Obj 005	Intergovernmental Services	137	141			
Capital Outlay						
438 9346501	Construction In Progress				3,000	3,000
Obj 006	Capital Outlay				3,000	3,000
Other						
438 4309101	Depreciation/Amortization	695	695			
Obj 009	Other	695	695			
Sub 438	Stein Water System	3,101	10,200	3,961	53,500	54,200

2020 Final Budget
Revenue
As of November 30, 2019

		2017 Actual	2018 Actual	2019 Current	2019 Budget	2020 Budget
North Bon Air Water System						
REVENUES						
439 43930810001	Beginng Fund Balance Reserve				19,400	20,400
439 43934340211	Water Service-Residential	3,106	3,106	2,845	3,169	3,119
439 43934340281	Water Service-Penalty Charge	9	21	94	9	21
439 43934340291	Water Service-Turn on Fee	35	35	35	36	35
439 43936111001	Investment Interest	198	332	359	202	333
439 43936111032	Gain/Loss on Investments	16-	8-	52	16-	8-
Sub 439	North Bon Air Water System	3,332	3,487	3,385	22,800	23,900

2020 Final Budget
Expenditures
As of November 30, 2019

		2017 Actual	2018 Actual	2019 Current	2019 Budget	2020 Budget
North Bon Air Water System						
Reclassification & Cost Alloc.						
439 4100200	Ending Fund Bal				18,000	20,500
Obj 000	Reclassification & Cost Alloc.				18,000	20,500
Salaries						
439 4101001	Salaries & Wages	88	101	145	234	189
439 4101002	Salaries-Overtime					
439 4501001	Salaries & Wages	171	394	202	450	703
Obj 001	Salaries	259	495	348	684	892
Personnel Benefits						
439 4102002	Benefits-Direct	37	46	68	101	85
439 4102003	Benefits-Indirect	12	14	21	33	25
439 4502002	Benefits-Direct	70	169	89	185	301
439 4502003	Benefits-Indirect	22	51	28	58	92
Obj 002	Personnel Benefits	142	281	207	377	503
Supplies						
439 4103101	Office & Operating Supplies	2	5	2	6	9
439 4103501	Small Tools & Minor Equipmen	1	2		2	4
439 4103502	Computer Software					
439 4103590	Small Attrac-Tracked Invento					
439 4503101	Office & Operating Supplies		81			144
Obj 003	Supplies	3	88	3	8	157
Other Services - Charges						
439 4104101	Professional Services	1	1		2	2
439 4104125	Prof Serv-Indirect	12	20	9	33	38
439 4104191	Prof Serv-Purchasing Serv	2	5	2	6	9
439 4104192	Prof Serv-Info Serv	33	54	25	87	101
439 4104198	Prof Serv-GIS	17	26	12	46	49
439 4104199	Prof Serv-DOS		1			2
439 4104201	Communications-Telephone	3	4	2	7	7
439 4104202	Communications-Postage	9	15	8	24	27
439 4104292	Communications-Telephone TS		1			
439 4104301	Travel			1		
439 4104501	Operating Rental & Leases	1	2	3	2	4
439 4104590	Rent-Facilities Maintenance	5	7	3	13	13
439 4104690	Liability Insurance	41	51	10	109	96
439 4104801	Repair & Maintenance			1		
439 4104901	Miscellaneous	1	2	3	2	4
439 4104958	Tax / Operating Assessments			62	193	136
439 4504101	Professional Services	29	78	29	77	139
439 4504501	Operating Rental & Leases	201	226	228	529	404

2020 Final Budget
Expenditures
As of November 30, 2019

		2017 Actual	2018 Actual	2019 Current	2019 Budget	2020 Budget
North Bon Air Water System						
Other Services - Charges						
439 4504701	Utilities-Services	417	458	363	1,101	817
Obj 004	Other Services - Charges	773	951	763	2,231	1,848
Intergovernmental Services						
439 4105301	C External Taxes & Oper Assess	73	73			
Obj 005	Intergovernmental Services	73	73			
Capital Outlay						
439 9346501	Construction In Progress				1,500	
Obj 006	Capital Outlay				1,500	
Other						
439 4309101	Depreciation/Amortization	532	532			
Obj 009	Other	532	532			
Sub 439	North Bon Air Water System	1,781	2,418	1,321	22,800	23,900

2020 Final Budget
Revenue
As of November 30, 2019

		2017 Actual	2018 Actual	2019 Current	2019 Budget	2020 Budget
Nagler Water System						
REVENUES						
440 44030810001	Beginng Fund Balance Reserve				22,000	23,200
440 44034340211	Water Service-Residential	2,932	2,932	2,687	2,960	3,052
440 44034340281	Water Service-Penalty Charge	21	55	7	21	57
440 44036111001	Investment Interest	234	371	367	236	386
440 44036111032	Gain/Loss on Investments	17-	5	56	17-	5
Sub 440	Nagler Water System	3,170	3,363	3,117	25,200	26,700

2020 Final Budget
Expenditures
As of November 30, 2019

		2017 Actual	2018 Actual	2019 Current	2019 Budget	2020 Budget
Nagler Water System						
Reclassification & Cost Alloc.						
440 4100200	Ending Fund Bal				20,100	23,200
Obj 000	Reclassification & Cost Alloc.				20,100	23,200
Salaries						
440 4101001	Salaries & Wages	54	177	231	186	157
440 4101002	Salaries-Overtime					
440 4501001	Salaries & Wages	131	1,297	1,062	439	1,026
440 4501002	Salaries-Overtime		55	56		44
Obj 001	Salaries	185	1,529	1,349	625	1,227
Personnel Benefits						
440 4102002	Benefits-Direct	23	80	108	79	70
440 4102003	Benefits-Indirect	7	25	34	24	22
440 4502002	Benefits-Direct	54	581	492	180	461
440 4502003	Benefits-Indirect	17	176	156	57	140
Obj 002	Personnel Benefits	101	862	790	340	693
Supplies						
440 4103101	Office & Operating Supplies	1	8	6	3	7
440 4103501	Small Tools & Minor Equipmen		2	1	3	2
440 4103502	Computer Software					
440 4103590	Small Attrac-Tracked Invento					
440 4503101	Office & Operating Supplies		128	166		101
Obj 003	Supplies	2	138	173	6	110
Other Services - Charges						
440 4104101	Professional Services		1		4	2
440 4104125	Prof Serv-Indirect	7	34	20	23	31
440 4104191	Prof Serv-Purchasing Serv	1	8	5	3	7
440 4104192	Prof Serv-Info Serv	21	91	54	72	80
440 4104198	Prof Serv-GIS	11	43	26	38	39
440 4104199	Prof Serv-DOS		1	1		2
440 4104201	Communications-Telephone	2	7	5	7	7
440 4104202	Communications-Postage	6	24	17	20	22
440 4104292	Communications-Telephone TS		1	1		2
440 4104301	Travel			2		
440 4104501	Operating Rental & Leases	1	2	1	3	2
440 4104590	Rent-Facilities Maintenance	3	12	12	10	10
440 4104690	Liability Insurance	26	85	22	90	75
440 4104801	Repair & Maintenance			3		
440 4104901	Miscellaneous		2	6		2
440 4104958	Tax / Operating Assessments			57	235	61
440 4504101	Professional Services	29	618	461	98	488

2020 Final Budget
Expenditures
As of November 30, 2019

		2017 Actual	2018 Actual	2019 Current	2019 Budget	2020 Budget
Nagler Water System						
Other Services - Charges						
440 4504501	Operating Rental & Leases	42	400	467	142	316
440 4504701	Utilities-Services	413	410	401	1,384	324
Obj 004	Other Services - Charges	563	1,741	1,561	2,129	1,470
Intergovernmental Services						
440 4105301	C External Taxes & Oper Assess	68	69			
Obj 005	Intergovernmental Services	68	69			
Capital Outlay						
440 9346301	Other Improvements				2,000	
Obj 006	Capital Outlay				2,000	
Other						
440 4309101	Depreciation/Amortizati	488	488			
Obj 009	Other	488	488			
Sub 440	Nagler Water System	1,407	4,826	3,873	25,200	26,700

2020 Final Budget
Revenue
As of November 30, 2019

		2017 Actual	2018 Actual	2019 Current	2019 Budget	2020 Budget
Buchanan Water						
REVENUES						
441 44130810001	Beginng Fund Balance Reserve				40,100	41,600
441 44134340211	Water Service-Residential	5,139	5,146	4,708	5,202	5,217
441 44134340281	Water Service-Penalty Cha	80	84	70	81	84
441 44134340291	Water Service-Turn on Fee	35			35	
441 44136111001	Investment Interest	412	704	787	417	714
441 44136111032	Gain/Loss on Investments	36-	26-	175	35-	25-
441 44136990001	Other Misc Revenue		10			
441 44136991001	Other Misc Revenue					10
Sub 441	Buchanan Water	5,631	5,918	5,741	45,800	47,600

2020 Final Budget
Expenditures
As of November 30, 2019

		2017 Actual	2018 Actual	2019 Current	2019 Budget	2020 Budget
Buchanan Water						
Reclassification & Cost Alloc.						
441 4100200	Ending Fund Bal				41,400	42,400
Obj 000	Reclassification & Cost Alloc.				41,400	42,400
Salaries						
441 4101001	Salaries & Wages	65	69	172	248	281
441 4101002	Salaries-Overtime					
441 4501001	Salaries & Wages	200	145	214	719	575
441 4501002	Salaries-Overtime			130		
Obj 001	Salaries	265	213	516	967	856
Personnel Benefits						
441 4102002	Benefits-Direct	28	31	80	106	129
441 4102003	Benefits-Indirect	9	10	25	32	40
441 4502002	Benefits-Direct	82	62	151	294	245
441 4502003	Benefits-Indirect	26	19	48	94	75
Obj 002	Personnel Benefits	145	122	305	526	489
Supplies						
441 4103101	Office & Operating Suppli	2	3	3	6	12
441 4103501	Small Tools & Minor Equip	1	1	1	3	5
441 4103502	Computer Software					
441 4103590	Small Attrac-Tracked Inve					
441 4503101	Office & Operating Suppli	30			109	
Obj 003	Supplies	33	4	4	118	17
Other Services - Charges						
441 4104101	Professional Services	1	1		3	5
441 4104125	Prof Serv-Indirect	9	14	15	32	57
441 4104191	Prof Serv-Purchasing Serv	2	3	4	6	12
441 4104192	Prof Serv-Info Serv	25	38	41	96	156
441 4104198	Prof Serv-GIS	13	18	20	48	75
441 4104199	Prof Serv-DOS		1	1		5
441 4104201	Communications-Telephone	2	3	4	6	12
441 4104202	Communications-Postage	7	10	13	26	40
441 4104292	Communications-TS Phones					
441 4104301	Travel			2		
441 4104501	Operating Rental & Leases	1	1	6	3	5
441 4104590	Rent-Facilities Maintenan	3	5	5	10	20
441 4104690	Liability Insurance	31	36	17	119	149
441 4104801	Repair & Maintenance			1		
441 4104901	Miscellaneous		1	5		5
441 4104958	Tax / Operating Assessments			100	456	492
441 4504101	Professional Services	29	194	58	103	767

2020 Final Budget
Expenditures
As of November 30, 2019

		2017 Actual	2018 Actual	2019 Current	2019 Budget	2020 Budget
Buchanan Water						
Other Services - Charges						
441 4504501	Operating Rental & Leases	79	50	132	285	197
441 4504701	Utilities-Services	444	465	388	1,596	1,841
441 4504901	Miscellaneous			291		
Obj 004	Other Services - Charges	646	841	1,102	2,789	3,838
Intergovernmental Services						
441 4105301	C External Taxes & Oper Ass	121	120			
Obj 005	Intergovernmental Services	121	120			
Other						
441 4309101	Depreciation/Amortizati	2,016	2,016			
Obj 009	Other	2,016	2,016			
Sub 441	Buchanan Water	3,225	3,316	1,928	45,800	47,600

2020 Final Budget
Revenue
As of November 30, 2019

		2017 Actual	2018 Actual	2019 Current	2019 Budget	2020 Budget
Beckonridge Water						
REVENUES						
442 44230810001	Beginng Fund Balance Reserve				18,500	19,900
442 44234340211	Water Service-Residential	3,830	3,830	3,511	3,908	3,867
442 44234340281	Water Service-Penalty Cha	16	24	26	16	24
442 44236111001	Investment Interest	185	319	363	189	322
442 44236111032	Gain/Loss on Investments	14-	13-	51	13-	13-
Sub 442	Beckonridge Water	4,018	4,161	3,950	22,600	24,100

2020 Final Budget
Expenditures
As of November 30, 2019

		2017 Actual	2018 Actual	2019 Current	2019 Budget	2020 Budget
Beckonridge Water						
Reclassification & Cost Alloc.						
442 4100200	Ending Fund Bal				18,500	18,300
Obj 000	Reclassification & Cost Alloc.				18,500	18,300
Salaries						
442 4101001	Salaries & Wages	102	93	118	226	205
442 4101002	Salaries-Overtime					
442 4501001	Salaries & Wages	405	303	148	882	606
Obj 001	Salaries	507	396	266	1,108	811
Personnel Benefits						
442 4102002	Benefits-Direct	44	42	55	96	91
442 4102003	Benefits-Indirect	14	13	17	30	28
442 4502002	Benefits-Direct	166	130	65	361	260
442 4502003	Benefits-Indirect	53	39	21	113	78
Obj 002	Personnel Benefits	277	225	158	600	457
Supplies						
442 4103101	Office & Operating Suppli	3	5	2	6	11
442 4103501	Small Tools & Minor Equip	1	2		2	4
442 4103502	Computer Software					
442 4103590	Small Attrac-Tracked Inve					
442 4503101	Office & Operating Suppli	61	142		133	283
Obj 003	Supplies	65	149	2	141	298
Other Services - Charges						
442 4104101	Professional Services	1	2		2	4
442 4104125	Prof Serv-Indirect	15	18	8	35	40
442 4104191	Prof Serv-Purchasing Serv	3	4	2	6	8
442 4104192	Prof Serv-Info Serv	40	49	22	89	106
442 4104198	Prof Serv-GIS	21	23	10	47	51
442 4104199	Prof Serv-DOS	1	1		2	2
442 4104201	Communications-Telephone	4	4	2	8	8
442 4104202	Communications-Postage	11	13	7	24	28
442 4104292	Communications-Telephone TS		1			
442 4104301	Travel			1		
442 4104501	Operating Rental & Leases	1	2	3	2	4
442 4104590	Rent-Facilities Maintenan	6	6	3	14	13
442 4104690	Liability Insurance	50	46	9	112	100
442 4104801	Repair & Maintenance			1		
442 4104901	Miscellaneous	1	1	2		2
442 4104958	Tax / Operating Assessments			74	199	195
442 4504101	Professional Services	29	78	29	64	157
442 4504501	Operating Rental & Leases	150	96	46	327	192

2020 Final Budget
Expenditures
As of November 30, 2019

		2017 Actual	2018 Actual	2019 Current	2019 Budget	2020 Budget
Beckonridge Water						
Other Services - Charges						
442 4504701	Utilities-Services	606	662	448	1,320	1,324
Obj 004	Other Services - Charges	938	1,007	666	2,251	2,234
Intergovernmental Services						
442 4105301	C External Taxes & Oper Ass	89	89			
Obj 005	Intergovernmental Services	89	89			
Capital Outlay						
442 9346301	Other Improvements					2,000
Obj 006	Capital Outlay					2,000
Other						
442 4309101	Depreciation/Amortizati	565	565			
Obj 009	Other	565	565			
Sub 442	Beckonridge Water	2,440	2,430	1,093	22,600	24,100

2020 Final Budget
Revenue
As of November 30, 2019

		2017 Actual	2018 Actual	2019 Current	2019 Budget	2020 Budget
Speyers Water						
REVENUES						
443 44330810001	Beginng Fund Balance Reserve				14,900	14,600
443 44334340211	Water Service-Residential	3,521	3,506	3,264	3,590	3,650
443 44334340281	Water Service-Penalty Cha	84	63	91	85	66
443 44334340291	Water Service-Turn on Fee		35			36
443 44336111001	Investment Interest	134	237	240	137	247
443 44336111032	Gain/Loss on Investments	12-	1	14	12-	1
Sub 443	Speyers Water	3,727	3,842	3,609	18,700	18,600

2020 Final Budget
Expenditures
As of November 30, 2019

		2017 Actual	2018 Actual	2019 Current	2019 Budget	2020 Budget
Speyers Water						
Reclassification & Cost Alloc.						
443 4100200	Ending Fund Bal				13,600	14,900
Obj 000	Reclassification & Cost Alloc.				13,600	14,900
Salaries						
443 4101001	Salaries & Wages	89	134	96	174	127
443 4101002	Salaries-Overtime					
443 4501001	Salaries & Wages	250	1,195	160	492	1,093
443 4501002	Salaries-Overtime		73			67
Obj 001	Salaries	340	1,403	257	666	1,287
Personnel Benefits						
443 4102002	Benefits-Direct	38	61	45	73	58
443 4102003	Benefits-Indirect	12	19	14	22	17
443 4502002	Benefits-Direct	103	545	71	202	499
443 4502003	Benefits-Indirect	33	165	22	65	151
Obj 002	Personnel Benefits	186	790	153	362	725
Supplies						
443 4103101	Office & Operating Suppli	3	5	1	5	5
443 4103501	Small Tools & Minor Equip	1	1		2	1
443 4103502	Computer Software					
443 4103590	Small Attrac-Tracked Inve					
443 4503101	Office & Operating Suppli	556	566		1,091	518
Obj 003	Supplies	559	573	2	1,098	524
Other Services - Charges						
443 4104101	Professional Services	2	1		4	1
443 4104125	Prof Serv-Indirect	13	25	5	24	25
443 4104191	Prof Serv-Purchasing Serv	2	6	1	4	5
443 4104192	Prof Serv-Info Serv	36	66	14	69	62
443 4104198	Prof Serv-GIS	19	31	7	38	30
443 4104199	Prof Serv-DOS	1	1		2	1
443 4104201	Communications-Telephone	3	5	1	5	5
443 4104202	Communications-Postage	10	18	4	18	17
443 4104292	Communications-Telephone TS		1			
443 4104301	Travel			1		
443 4104501	Operating Rental & Leases	1	2	2	2	1
443 4104590	Rent-Facilities Maintenan	5	8	2	9	8
443 4104690	Liability Insurance	45	62	6	86	58
443 4104801	Repair & Maintenance			1		
443 4104901	Miscellaneous		1	38	2	1
443 4104958	Tax / Operating Assessments			70	161	78
443 4504101	Professional Services	144	404	29	281	369

2020 Final Budget
Expenditures
As of November 30, 2019

		2017 Actual	2018 Actual	2019 Current	2019 Budget	2020 Budget
Speyers Water						
Other Services - Charges						
443 4504501	Operating Rental & Leases	81	331	65	157	303
443 4504701	Utilities-Services	313	217	183	612	200
Obj 004	Other Services - Charges	675	1,178	429	1,474	1,164
Intergovernmental Services						
443 4105301	C External Taxes & Oper Ass	83	83			
Obj 005	Intergovernmental Services	83	83			
Capital Outlay						
443 9346301	Other Improvements				1,500	
Obj 006	Capital Outlay				1,500	
Other						
443 4309101	Depreciation/Amortizati	1,820	717			
Obj 009	Other	1,820	717			
Sub 443	Speyers Water	3,663	4,743	840	18,700	18,600

2020 Final Budget
Revenue
As of November 30, 2019

		2017 Actual	2018 Actual	2019 Current	2019 Budget	2020 Budget
Bittner Water System						
REVENUES						
444 44430810001	Beginng Fund Balance Reserve				5,800	6,100
444 44434340211	Water Service-	2,087	2,087	1,913	2,117	2,248
444 44434340281	Water Service-	132	149	172	133	160
444 44436111001	Investment Interest	48	84	88	49	91
444 44436111032	Gain/Loss on Investments	1	1	1	1	1
Sub 444	Bittner Water System	2,267	2,321	2,173	8,100	8,600

2020 Final Budget
Expenditures
As of November 30, 2019

		2017 Actual	2018 Actual	2019 Current	2019 Budget	2020 Budget
Bittner Water System						
Reclassification & Cost Alloc.						
444 4100200	Ending Fund Balance				5,900	6,200
Obj 000	Reclassification & Cost Alloc.				5,900	6,200
Salaries						
444 4501001	Salaries & Benefits	244	257	477	457	514
444 4501002	Salaries-Overtime					
Obj 001	Salaries	244	257	477	457	514
Personnel Benefits						
444 4102002	Benefits-Direct	30	21	76	58	45
444 4102003	Benefits-Indirect	10	7	24	19	14
444 4502002	Benefits-Direct	71	90	139	133	181
444 4502003	Benefits-Indirect	23	27	44	44	54
Obj 002	Personnel Benefits	134	146	283	254	294
Supplies						
444 4103101	Office & Operating Supplies	2	2	3	4	4
444 4103501	Small Tools & Minor Equipmen	1	1		2	2
444 4103502	Computer Software					
444 4103590	Small Attrac Computer/Monito					
444 4503101	Office & Operating Supplies	28	71	243	53	143
Obj 003	Supplies	31	73	247	59	149
Other Services - Charges						
444 4104101	Professional Services	1	1		2	2
444 4104125	Prof Serv-Indirect	10	10	11	19	21
444 4104191	Prof Serv-Purchasing	2	2	3	4	4
444 4104192	Prof Serv-Tech Services	27	26	29	53	54
444 4104198	Prof Serv-GIS	14	12	14	26	25
444 4104199	Prof Serv-DOS					
444 4104201	Communications-Telephone	2	2	3	4	4
444 4104202	Communications-Postage	7	7	9	13	14
444 4104292	Communications-Telephone TS					
444 4104301	Travel			1		
444 4104501	Operating Rental & Leases	1	1	4	2	2
444 4104590	Rent-Facilities Maint	4	3	4	8	6
444 4104690	Insurance-Interfund	34	24	12	66	51
444 4104801	Repair & Maintenance			1		
444 4104901	Miscellaneous	1	1	3		2
444 4104958	Tax / Operating Assessments			43	98	109
444 4504101	Professional Services	29	29	78	55	57
444 4504501	Operating Rental & Leases	65	54	80	122	109
444 4504701	Utilities-Services	232	221	206	436	442

2020 Final Budget
Expenditures
As of November 30, 2019

		2017 Actual	2018 Actual	2019 Current	2019 Budget	2020 Budget
Bittner Water System						
Obj 004	Other Services - Charges	429	393	499	908	902
Intergovernmental Services						
444 4105301	C External Taxes & Oper Ass	50	51			
Obj 005	Intergovernmental Services	50	51			
Debt Service-Interest						
444 4108201	Interest on Interfund Debt	269	257		522	541
Obj 008	Debt Service-Interest	269	257		522	541
Other						
444 4309101	Depreciation	1,359	1,359			
Obj 009	Other	1,359	1,359			
Sub 444	Bittner Water System	2,515	2,535	1,505	8,100	8,600

2020 Final Budget
Revenue
As of November 30, 2019

		2017 Actual	2018 Actual	2019 Current	2019 Budget	2020 Budget
Norman Water System						
REVENUES						
445 44530810001	Beginng Fund Balance Reserve				9,500	10,900
445 44534340211	Water Service-Residential	3,292	3,694	3,386	3,295	3,722
445 44534340281	Water Service-Penalty Charge	7	12	11	7	12
445 44534340291	Water Service-Turn on Fee	35			35	
445 44536111001	Investment Interest	71	154	199	71	155
445 44536111032	Gain/Loss on Investments	8-	11	1	8-	11
Sub 445	Norman Water System	3,398	3,871	3,597	12,900	14,800

2020 Final Budget
Expenditures
As of November 30, 2019

		2017 Actual	2018 Actual	2019 Current	2019 Budget	2020 Budget
Norman Water System						
Reclassification & Cost Alloc.						
445 4100200	Ending Fund Balance				9,600	11,900
Obj 000	Reclassification & Cost Alloc.				9,600	11,900
Salaries						
445 4101001	Salaries & Benefits	135	39	137	249	139
445 4101002	Salaries-Overtime					
445 4501001	Salaries & Benefits	362	132	365	595	483
445 4501002	Salaries-Overtime	51			85	
Obj 001	Salaries	547	171	502	929	622
Personnel Benefits						
445 4102002	Benefits-Direct	58	18	65	108	67
445 4102003	Benefits-Indirect	19	5	20	34	18
445 4502002	Benefits-Direct	169	57	161	278	209
445 4502003	Benefits-Indirect	54	17	51	90	65
Obj 002	Personnel Benefits	299	97	297	510	359
Supplies						
445 4103101	Office & Operating Supplies	3	2	2	5	6
445 4103501	Small Tools & Minor Equipmen	1	1		2	3
445 4103502	Computer Software					
445 4103590	Small Attrac Computer/Monito					
445 4503101	Office & Operating Supplies	556		64	917	
Obj 003	Supplies	560	2	66	924	9
Other Services - Charges						
445 4104101	Professional Services		1		36	3
445 4104125	Prof Serv-Indirect	19	8	7		27
445 4104190	Prof Serv-Communications					
445 4104191	Prof Serv-Purchasing	4	2	2	7	6
445 4104192	Prof Serv-Tech Services	51	21	20	95	76
445 4104198	Prof Serv-GIS	27	10	9	50	37
445 4104199	Prof Serv-DOS	1			2	
445 4104201	Communications-Telephone	5	2	2	7	6
445 4104202	Communications-Postage	14	6	6	25	21
445 4104292	Communications-Telephone TS	1			2	
445 4104301	Travel			1		
445 4104501	Operating Rental & Leases	9	3	5	16	9
445 4104690	Insurance-Interfund	64	20	8	118	73
445 4104801	Repair & Maintenance			1		
445 4104901	Miscellaneous	1	1	2	2	3
445 4104958	Tax / Operating Assessments			71	142	306
445 4504101	Professional Services		29	29		104

2020 Final Budget
Expenditures
As of November 30, 2019

		2017 Actual	2018 Actual	2019 Current	2019 Budget	2020 Budget
Norman Water System						
Other Services - Charges						
445 4504501	Operating Rental & Leases	110	42	65	181	151
445 4504701	Utilities-Services	349	299	233	574	1,088
445 4504901	Miscellaneous	194-			320-	
Obj 004	Other Services - Charges	460	445	462	937	1,910
Intergovernmental Services						
445 4105301	C External Taxes & Oper Ass	77	86			
Obj 005	Intergovernmental Services	77	86			
Other						
445 4309101	Depreciation	1,855	1,855			
Obj 009	Other	1,855	1,855			
Sub 445	Norman Water System	3,798	2,655	1,327	12,900	14,800

2020 Final Budget
Revenue
As of November 30, 2019

		2017 Actual	2018 Actual	2019 Current	2019 Budget	2020 Budget
Raptor Water System						
REVENUES						
446 44630810001	Beginng Fund Balance Reserve				2,700	2,600
446 44634340211	Water Service-Residential	1,037	1,037	936	1,108	1,120
446 44634340281	Water Service-Penalty Chg	69	35	9	74	36
446 44634340291	Water Service-Turn On Fee			105		
446 44636111001	Investment Interest	20	37	39	21	40
446 44636111032	Gain/Loss on Investments	3-	4	1	3-	4
Sub 446	Raptor Water System	1,123	1,112	1,090	3,900	3,800

2020 Final Budget
Expenditures
As of November 30, 2019

		2017 Actual	2018 Actual	2019 Current	2019 Budget	2020 Budget
Raptor Water System						
Reclassification & Cost Alloc.						
446 4100200	Ending Fund Balance				2,800	2,700
Obj 000	Reclassification & Cost Alloc.				2,800	2,700
Salaries						
446 4101001	Salaries & Benefits	60	33	126	87	68
446 4101002	Salaries-Overtime					
446 4501001	Salaries & Benefits	178	132	132	205	201
Obj 001	Salaries	238	166	259	292	269
Personnel Benefits						
446 4102002	Benefits-Direct	26	15	60	38	32
446 4102003	Benefits-Indirect	8	5	19	11	11
446 4502002	Benefits-Direct	74	57	58	85	86
446 4502003	Benefits-Indirect	24	17	19	28	26
Obj 002	Personnel Benefits	132	94	155	162	155
Supplies						
446 4103101	Office & Operating Supplies	2	2	1	3	5
446 4103501	Small Tools & Minor Equipmen					
446 4103502	Computer Software					
446 4103590	Small Attrac Computer/Monito					
446 4503101	Office & Operating Supplies	61			71	
Obj 003	Supplies	63	2	2	74	5
Other Services - Charges						
446 4104101	Professional Services		1			1
446 4104125	Prof Serv-Indirect	8	7	6	11	14
446 4104191	Prof Serv-Purchasing	2	2	1	3	5
446 4104192	Prof Serv-Tech Services	23	19	17	34	40
446 4104198	Prof Serv-GIS	12	9	8	17	18
446 4104199	Prof Serv-DOS					
446 4104201	Communications-Telephone	2	1	2	3	2
446 4104202	Communications-Postage	6	5	5	8	11
446 4104292	Communications-TS Phones					
446 4104301	Travel			1		
446 4104501	Operating Rental & Leases	1	1	2	1	1
446 4104590	Rent-Facilities Maint	3	2	2	4	5
446 4104690	Insurance-Interfund	29	18	7	42	37
446 4104801	Repair & Maintenance			1		
446 4104901	Miscellaneous		1	2	1	1
446 4104958	Tax / Operating Assessments			21	37	49
446 4504501	Operating Rental & Leases	55	46	42	65	70
446 4504701	Utilities-Services	300	276	233	346	417

2020 Final Budget
Expenditures
As of November 30, 2019

		2017 Actual	2018 Actual	2019 Current	2019 Budget	2020 Budget
Raptor Water System						
Obj 004	Other Services - Charges	442	387	350	572	671
Intergovernmental Services						
446 4105301	C External Taxes & Oper Ass	25	25			
Obj 005	Intergovernmental Services	25	25			
Other						
446 4309101	Depreciation	1,221	1,221			
Obj 009	Other	1,221	1,221			
Sub 446	Raptor Water System	2,122	1,895	767	3,900	3,800

2020 Final Budget
Revenue
As of November 30, 2019

		2017 Actual	2018 Actual	2019 Current	2019 Budget	2020 Budget
Oliver Water System						
REVENUES						
447 44730810001	Beginning Fund Balance				8,200	8,700
447 44734340211	Water Service-Residential	1,688	1,683	1,540	1,787	1,813
447 44734340281	Water Service-Penalty Chg	12	34	53	12	37
447 44734340291	Water Service-Turn On Fee	35			37	
447 44736111001	Investment Interest	68	130	151	72	141
447 44736111032	Gain/Loss on Investments	8-	9	1	8-	9
Sub 447	Oliver Water System	1,794	1,857	1,745	10,100	10,700

2020 Final Budget
Expenditures
As of November 30, 2019

		2017 Actual	2018 Actual	2019 Current	2019 Budget	2020 Budget
Oliver Water System						
Reclassification & Cost Alloc.						
447 4100200	Ending Fund Balance				8,400	8,800
Obj 000	Reclassification & Cost Alloc.				8,400	8,800
Salaries						
447 4101001	Salaries & Benefits	32	22	233	120	97
447 4101002	Salaries-Overtime					
447 4501001	Salaries & Benefits	167	154	158	527	679
Obj 001	Salaries	199	176	391	647	776
Personnel Benefits						
447 4102002	Benefits-Direct	13	10	111	47	42
447 4102003	Benefits-Indirect	4	3	35	14	12
447 4502002	Benefits-Direct	70	66	69	220	288
447 4502003	Benefits-Indirect	23	20	22	73	88
Obj 002	Personnel Benefits	110	99	238	354	430
Supplies						
447 4103101	Office & Operating Supplies	1	1	1	4	3
447 4103501	Small Tools & Minor Equipmen					
447 4103502	Computer Software					
447 4103590	Small Attrac Computer/Monito					
Obj 003	Supplies	1	1	2	4	3
Other Services - Charges						
447 4104101	Professional Services					3
447 4104125	Prof Serv-Indirect	4	4	5	14	18
447 4104191	Prof Serv-Purchasing	1	1	1	4	3
447 4104192	Prof Serv-Tech Services	12	12	14	43	54
447 4104198	Prof Serv-GIS	6	6	7	22	24
447 4104199	Prof Serv-DOS					
447 4104201	Communications-Telephone	1	1	1	4	3
447 4104202	Communications-Postage	3	3	4	11	12
447 4104292	Communication-TS Phone					
447 4104301	Travel			1		
447 4104501	Operating Rental & Leases			2	4	3
447 4104590	Rent-Facilities Maint	2	2	2	7	9
447 4104690	Insurance-Interfund	15	11	6	54	45
447 4104801	Repair & Maintenance			1		
447 4104901	Miscellaneous			1	4	
447 4104958	Tax / Operating Assessments			33	148	172
447 4504101	Professional Services	65	29	83	205	127
447 4504501	Operating Rental & Leases	55	50	45	175	218
Obj 004	Other Services - Charges	166	120	205	695	691

2020 Final Budget
Expenditures
As of November 30, 2019

		2017 Actual	2018 Actual	2019 Current	2019 Budget	2020 Budget
Oliver Water System						
Intergovernmental Services						
447 4105301	C External Taxes & Oper Assess	40	39			
Obj 005	Intergovernmental Services	40	39			
Other						
447 4309101	Depreciation	1,091	1,453			
Obj 009	Other	1,091	1,453			
Sub 447	Oliver Water System	1,607	1,890	836	10,100	10,700

2020 Final Budget
Revenue
As of November 30, 2019

		2017 Actual	2018 Actual	2019 Current	2019 Budget	2020 Budget
Horizon Water System						
REVENUES						
448 44830810001	Beginning Fund Balance				10,900	3,100
448 44834340211	Water Service-Residential	1,248	1,898	2,390	2,681	2,467
448 44834340281	Water Service-Penalty Chg		14	29		18
448 44834340291	Water Service-Turn On Fee		35	35		46
448 44834340292	Water Service-New Permit		10,000	2,500		
448 44836111001	Investment Interest	8	139	255	17	181
448 44836111032	Gain/Loss on Investments	1	9-	9	2	12-
Sub 448	Horizon Water System	1,257	12,076	5,218	13,600	5,800

2020 Final Budget
Expenditures
As of November 30, 2019

		2017 Actual	2018 Actual	2019 Current	2019 Budget	2020 Budget
Horizon Water System						
Reclassification & Cost Alloc.						
448 4100200	Ending Fund Balance				11,000	3,300
Obj 000	Reclassification & Cost Alloc.				11,000	3,300
Salaries						
448 4101001	Salaries & Benefits	74	69	112	331	218
448 4101002	Salaries-Overtime					
448 4501001	Salaries & Benefits	178	258	145	741	824
Obj 001	Salaries	253	327	256	1,072	1,042
Personnel Benefits						
448 4102002	Benefits-Direct	32	31	53	141	102
448 4102003	Benefits-Indirect	10	10	17	44	31
448 4502002	Benefits-Direct	74	111	64	313	353
448 4502003	Benefits-Indirect	24	33	20	100	105
Obj 002	Personnel Benefits	140	185	154	598	591
Supplies						
448 4103101	Office & Operating Supplies	2	4	1	9	12
448 4103501	Small Tools & Minor Equipmen		2			6
448 4103502	Computer Software					
448 4103590	Small Attrac Computer/Monito					
448 4503101	Office & Operating Supplies	28	569		117	1,816
Obj 003	Supplies	30	575	1	126	1,834
Other Services - Charges						
448 4104101	Professional Services		1			3
448 4104125	Prof Serv-Indirect	10	14	4	44	43
448 4104191	Prof Serv-Purchasing	2	3	1	9	9
448 4104192	Prof Serv-Tech Services	27	38	11	118	123
448 4104198	Prof Serv-GIS	14	18	5	61	59
448 4104199	Prof Serv-DOS		1			
448 4104201	Communications-Telephone	2	3	1	9	9
448 4104202	Communications-Postage	7	10	3	31	31
448 4104292	Communication-TS Phone					
448 4104301	Travel			1		
448 4104501	Operating Rental & Leases	1	1	1	4	3
448 4104590	Rent-Facilities Maint	4	5	1	17	15
448 4104690	Insurance-Interfund	34	36	5	150	114
448 4104801	Repair & Maintenance					
448 4104901	Miscellaneous	1	1	1	4	3
448 4104958	Tax / Operating Assessments			89	128	619
448 4504101	Professional Services		78	33		248
448 4504501	Operating Rental & Leases	55	89	46	229	285

2020 Final Budget
Expenditures
As of November 30, 2019

		2017 Actual	2018 Actual	2019 Current	2019 Budget	2020 Budget
Horizon Water System						
Other Services - Charges						
448 4504801	Repair & Maintenance		37			118
448 4504901	Miscellaneous		830-			2,649-
Obj 004	Other Services - Charges	158	493-	204	804	967-
Intergovernmental Services						
448 4105301	C External Taxes & Oper Assess	29	195			
Obj 005	Intergovernmental Services	29	195			
Other						
448 4309101	Depreciation	3,423	3,423			
Obj 009	Other	3,423	3,423			
Sub 448	Horizon Water System	4,033	4,212	616	13,600	5,800

2020 Final Budget
Revenue
As of November 30, 2019

		2017 Actual	2018 Actual	2019 Current	2019 Budget	2020 Budget
Pleasant Hill Com Water System						
REVENUES						
449 44930810001	Beginning Fund Balance				2,400	2,800
449 44934340211	Water Service-Residential	2,592	2,592	2,376	2,674	2,701
449 44934340281	Water Service-Penalty Chg	81	67	83	84	69
449 44934340291	Water Service-Turn On Fee	35			36	
449 44936111001	Investment Interest	8	29	46	8	30
449 44936111032	Gain /Loss of Investments	2-		2	2-	
Sub 449	Pleasant Hill Com Water System	2,714	2,688	2,506	5,200	5,600

2020 Final Budget
Expenditures
As of November 30, 2019

		2017 Actual	2018 Actual	2019 Current	2019 Budget	2020 Budget
Pleasant Hill Com Water System						
Reclassification & Cost Alloc.						
449 4100200	Ending Fund Balance				1,600	2,800
Obj 000	Reclassification & Cost Alloc.				1,600	2,800
Salaries						
449 4101001	Salaries & Benefits	58	69	142	122	136
449 4101002	Salaries-Overtime					
449 4501001	Salaries & Benefits	166	169	185	307	312
449 4501002	Salaries-Overtime		36			66
Obj 001	Salaries	224	275	327	429	514
Personnel Benefits						
449 4102002	Benefits-Direct	25	32	67	53	63
449 4102003	Benefits-Indirect	8	10	21	16	19
449 4502002	Benefits-Direct	68	89	81	126	165
449 4502003	Benefits-Indirect	22	27	26	42	51
Obj 002	Personnel Benefits	123	156	195	237	298
Supplies						
449 4103101	Office & Operating Supplies	2	3	3	4	5
449 4103501	Small Tools & Minor Equipmen	1	1		2	2
449 4103502	Computer Software					
449 4103590	Small Attrac Computer/Monito					
Obj 003	Supplies	2	4	3	6	7
Other Services - Charges						
449 4104101	Professional Services		1			2
449 4104125	Prof Serv-Indirect	9	14	9	18	26
449 4104191	Prof Serv-Purchasing	2	3	2	4	5
449 4104192	Prof Serv-Tech Services	23	38	25	49	74
449 4104198	Prof Serv-GIS	12	18	12	23	37
449 4104199	Prof Serv-DOS		1			2
449 4104201	Communications-Telephone	2	3	2	4	5
449 4104202	Communications-Postage	7	10	8	14	19
449 4104292	Communication-TS Phone					
449 4104301	Travel			1		
449 4104501	Operating Rental & Leases	1	1	3	2	2
449 4104590	Rent-Facilities Maint	3	5	3	6	9
449 4104690	Insurance-Interfund	29	36	10	61	71
449 4104801	Repair & Maintenance			1		
449 4104901	Miscellaneous		1	3		
449 4104958	Tax / Operating Assessments			51	122	121
449 4504101	Professional Services	29	29	78	54	54
449 4504501	Operating Rental & Leases	54	73	58	101	134

2020 Final Budget
Expenditures
As of November 30, 2019

		2017 Actual	2018 Actual	2019 Current	2019 Budget	2020 Budget
Pleasant Hill Com Water System						
Other Services - Charges						
449 4504701	Utilities-Services	903	767	703	1,670	1,418
449 4504901	Miscellaneous					2
Obj 004	Other Services - Charges	1,075	1,000	969	2,128	1,981
Intergovernmental Services						
449 4105301	C External Taxes & Oper Assess	58	61			
Obj 005	Intergovernmental Services	58	61			
Capital Outlay						
449 9346501	Construction In Progress				800	
Obj 006	Capital Outlay				800	
Other						
449 4309101	Depreciation	1,757	1,757			
Obj 009	Other	1,757	1,757			
Sub 449	Pleasant Hill Com Water System	3,239	3,254	1,495	5,200	5,600

2020 Final Budget
Revenue
As of November 30, 2019

		2017 Actual	2018 Actual	2019 Current	2019 Budget	2020 Budget
Oster Estates Water						
REVENUES						
480 48034340211	Water Service-Residential					1,944
480 48034340281	Water Service-Penalty Chg					20
480 48034340291	Water Service-Turn On Fee					35
480 48034340292	Water Service-New Permit					2,501
480 48036111001	Investment Interest					100
Sub 480	Oster Estates Water					4,600

2020 Final Budget
Expenditures
As of November 30, 2019

		2017 Actual	2018 Actual	2019 Current	2019 Budget	2020 Budget
Oster Estates Water						
Reclassification & Cost Alloc.						
480 1000200	Ending Fund Balance					700
Obj 000	Reclassification & Cost Alloc.					700
Salaries						
480 1001001	Salaries & Benefits					156
480 2001003	Salaries-Extra Help					234
Obj 001	Salaries					390
Personnel Benefits						
480 1002002	Benefits-Direct					73
480 1002003	Benefits-Indirect					22
480 2002002	Benefits-Direct					70
480 2002003	Benefits-Indirect					1,205
Obj 002	Personnel Benefits					1,370
Supplies						
480 1003101	Office & Operating Supplies					9
480 1003501	Small Tools & Minor Equipmen					4
480 2003501	Small Tools & Minor Equipmen					165
Obj 003	Supplies					178
Other Services - Charges						
480 1004101	Professional Services					2
480 1004125	Prof Serv-Indirect					31
480 1004191	Prof Serv-Purchasing					7
480 1004192	Prof Serv-Tech Services					88
480 1004198	Prof Service-GIS					42
480 1004201	Communications-Telephone					7
480 1004202	Communications-Postage					22
480 1004501	Operating Rental & Leases					2
480 1004590	Rent-Facilities Maint					11
480 1004690	Insurance-Interfund					81
480 1004901	Miscellaneous					2
480 1004958	Tax / Operating Assessments					442
480 2004401	Advertising					189
480 2004501	Operating Rental & Leases					411
480 2004701	Utilities-Services					78
Obj 004	Other Services - Charges					1,415

2020 Final Budget
Expenditures
As of November 30, 2019

		2017 Actual	2018 Actual	2019 Current	2019 Budget	2020 Budget
Oster Estates Water						
Other						
480 2009101	Depreciation					547
Obj 009	Other					547
Sub 480	Oster Estates Water					4,600

2020 Final Budget
Revenue
As of November 30, 2019

		2017 Actual	2018 Actual	2019 Current	2019 Budget	2020 Budget
Yakima County Water Resources						
REVENUES						
403 40330800001	Beginning Fund Balance				15,000	42,200
403 40333403109	Water Rights Purchase	50,000	450,000			
403 40334340211	Water Service-Residential			3,779	35,262	36,366
403 40334340281	Water Service-Penalty Chg			11	101	101
403 40334340291	Water Service-Turn On Fee			175		
403 40334340292	Water Service-New Permit		33,800	57,200	65,486	59,094
403 40336111001	Investment Interest	1	262	565	101	439
403 40336111032	Gain/Loss on Investments	22-	22		50	
403 40339700001	Operating Transfer In					25,000
Fnd 403	Yakima County Water Resources	49,980	484,084	61,730	116,000	163,200

2020 Final Budget
Expenditures
As of November 30, 2019

		2017 Actual	2018 Actual	2019 Current	2019 Budget	2020 Budget
Yakima County Water Resources						
Administration						
Reclassification & Cost Alloc.						
403 4100200	Ending Fund Balance				62,000	85,200
Obj 000	Reclassification & Cost Alloc.				62,000	85,200
Salaries						
403 4101001	Salaries & Benefits			6,470	25,175	29,181
Obj 001	Salaries			6,470	25,175	29,181
Personnel Benefits						
403 4102002	Benefits-Direct			2,916	11,077	12,840
403 4102003	Benefits-Indirect			923	3,524	4,085
Obj 002	Personnel Benefits			3,840	14,601	16,925
Supplies						
403 4103101	Office & Operating Supplies			12	60	70
403 4103590	Small Attrac Computer/Monito				4,000	
Obj 003	Supplies			12	4,060	70
Other Services - Charges						
403 4104101	Professional Services		44	7,656		7,003
403 4104125	Prof Serv-Indirect				60	
403 4104191	Prof Serv-Purchasing				806	70
403 4104192	Prof Serv-Tech Services				403	934
403 4104198	Prof Service-GIS				10	467
403 4104199	Prof Serv-DOS					12
403 4104201	Communications-Telephone				70	82
403 4104202	Communications-Postage				201	234
403 4104301	Travel		444			534
403 4104401	Advertising	162				
403 4104501	Operating Rental & Leases				20	23
403 4104590	Rent-Facilities Maint				101	117
403 4104690	Insurance-Interfund				1,007	1,167
403 4104801	Repair & Maintenance				604	700
403 4104901	Miscellaneous		1,184	771	1,075	3,153
403 4104958	Tax / Operating Assessments			265	807	328
Obj 004	Other Services - Charges	162	1,672	8,692	5,164	14,824
Intergovernmental Services						
403 4105301	C External Taxes & Oper Assess		273			
Obj 005	Intergovernmental Services		273			

2020 Final Budget
Expenditures
As of November 30, 2019

		2017 Actual	2018 Actual	2019 Current	2019 Budget	2020 Budget
Yakima County Water Resources						
Sub 410	Administration	162	1,945	19,013	111,000	146,200
Maintenance						
Salaries						
403 4501001	Salaries & Benefits		336	1,405	2,732	5,409
Obj 001	Salaries		336	1,405	2,732	5,409
Personnel Benefits						
403 4502002	Benefits-Direct		145	618	1,202	2,380
403 4502003	Benefits-Indirect		44	197	383	757
Obj 002	Personnel Benefits		188	815	1,585	3,137
Supplies						
403 4503101	Office & Operating Supplies		3,004			3,730
Obj 003	Supplies		3,004			3,730
Other Services - Charges						
403 4504101	Professional Services		145	399		
403 4504501	Operating Rental & Leases		196	742	683	724
403 4504901	Miscellaneous		1,640-	19,223-		
Obj 004	Other Services - Charges		1,299-	18,083-	683	724
Sub 450	Maintenance		2,230	15,862-	5,000	13,000
Capital						
Supplies						
403 9343101	Office & Operating Supplies			28,303		
Obj 003	Supplies			28,303		
Capital Outlay						
403 9346103	Intangible Asset-Water Right	50,000	459,089			
403 9346501	Construction In Progress					4,000
Obj 006	Capital Outlay	50,000	459,089			4,000
Sub 934	Capital	50,000	459,089	28,303		4,000
Fnd 403	Yakima County Water Resources	50,162	463,264	31,453	116,000	163,200

Building & Fire Safety

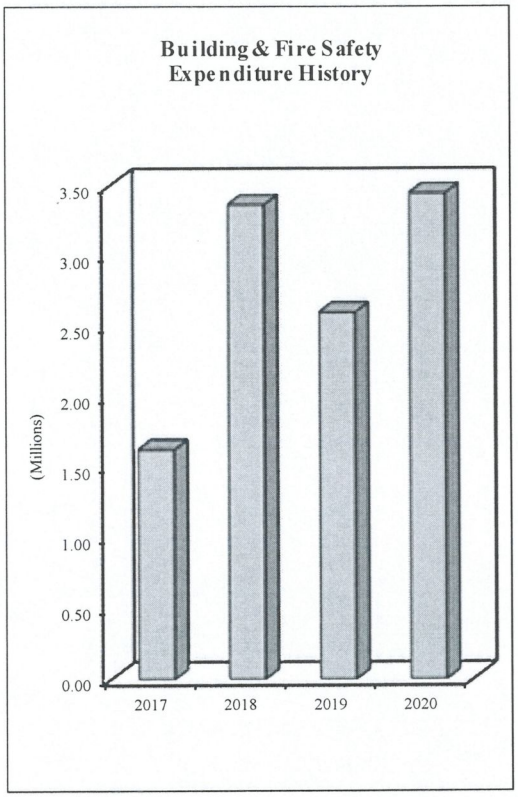

Expenditures	2017 Actual	2018 Actual	2019 Budget	2020 Budget
Salaries & Wages	1,064,842	1,206,179	1,176,176	1,350,097
Personnel Benefits	14,845	1,207,864	534,016	619,696
Supplies	28,374	48,239	88,940	88,940
Other Services & Charges	506,090	900,608	786,358	785,807
Transfer Out	-	-	-	-
Reserves	-	-	-	-
Capital Outlay	12,890	-	12,485	600,000
Total Expenditures	1,627,041	3,362,890	2,597,975	3,444,540
Ending Fund Equity	1,666,223	2,763,431	1,941,255	1,241,200
Total	3,293,264	6,126,321	4,539,230	4,685,740

Program Description:

Yakima County Building and Fire Safety administers the comprehensive ordinance, contained in Yakima County Code Title 13, adopting Building regulations, codes and standards, and local amendments. The adopted codes include Building, Mechanical, Plumbing, Wildland Urban Interface, and Fire Code. This ordinance is enacted to safeguard life, health, property, and general public welfare. The ordinance regulates and controls the design, construction, and quality of materials; use and occupancy; location and placement; and repair and maintenance of all buildings and structures in unincorporated Yakima County. Building and Fire Safety also enforces the Flood Hazard Ordinance, State Energy Code, and Barrier Free regulations.

Major Objectives:

- To improve customer service and maintain a maximum plan review turnaround of three weeks for residential construction and eight weeks for commercial construction.
- To help applicants comply with the various ordinances and regulations by providing clear, concise instructions and supportive educational materials.
- To develop and deliver relevant public safety awareness programs.
- To investigate the cause and origin of undetermined fires.
- To implement customer satisfaction/service measurements and a customer satisfaction program.

Revenue/Expenditure Comment:

Revenues for Building and Fire Safety are generated by permit fees and by fees for services provided to other local jurisdictions.

2020 Final Budget
Revenue
As of November 30, 2019

		2017 Actual	2018 Actual	2019 Current	2019 Budget	2020 Budget
Building and Fire Safety						
REVENUES						
450 45030800001	Beginning Fund Balance				1,903,680	2,461,265
450 45032210001	Building Permits	1,205,076	1,143,846	1,002,752	1,372,965	1,047,158
450 45032210002	Plumbing Permits	61,122	57,016	51,603	69,038	59,120
450 45032210003	Mechanical Permits	61,816	64,131	62,589	63,479	70,268
450 45032210006	Flood Hazard Permit	14,464	12,945	13,068	11,315	12,108
450 45032290004	Fire Permits	115,041	103,802	72,971	76,022	69,126
450 45032290006	Fire Life Safety Permit	128,207	191,119	197,316	137,626	128,960
450 45033210701	National Agriculture Library	31,278	49,766	42,102	70,000	42,126
450 45033315228	BLM - S Central WA Resource	11,506				
450 45033402302	Dept of Nat Res-Firewise	12,040				
450 45034170003	Sales of Merchanise-Reports		37	4		
450 45034175003	Sales of Merchanise-Reports	379	102	509	181	516
450 45034224004	Abatement Administrative Fee		684	768		
450 45034229004	Certifcate of Nuisance Remov		5,939	1,495		
450 45034240002	Abatement Administrative Fee		142	93		
450 45034240004	Certifcate of Nuisance OLDl		42			
450 45034529004	Certifcate of Nuisance Remov	53,736	13,384	7,435	13,351	
450 45034581009	ESLU Type 1	7,020	3,705	10,920	3,751	11,993
450 45034583001	Plan Checking Fees	805,114	727,722	623,997	699,829	670,124
450 45034583004	Plan Checking Fees-Fire	96,663	53,279	29,963	29,623	28,736
450 45035370102	Infraction-Building Code	13,163	10,264		7,206	
450 45036111001	Investment Interest	21,882	41,705	44,664	32,407	49,495
450 45036111032	Gain/Loss on Investments	3,426-	1,349-	10,268	3,570	15,402
450 45036140001	Interest Notes/Contract AR R	150	402	217	187	152
450 45036981001	Cashier Over/Short		4-			2-
450 45036991001	Other Misc Revenue			12,795		19,193
450 45039520001	Loss on Capital Asset		246-			
450 45039700002	Operating Transfers In-GF		221,100	20,552	45,000	
Fnd 450	Building and Fire Safety	2,635,229	2,699,532	2,206,080	4,539,230	4,685,740

2020 Final Budget
Expenditures
As of November 30, 2019

		2017 Actual	2018 Actual	2019 Current	2019 Budget	2020 Budget
Building and Fire Safety						
Bldg Admin - General						
Admin - General						
Reclassification & Cost Alloc.						
450 4104100200	Ending Fund Balance				1,941,255	1,241,200
Obj 000	Reclassification & Cost Alloc.				1,941,255	1,241,200
Salaries						
450 4104101001	Salaries & Benefits	183,295	223,549	238,602	240,145	354,318
450 4104101002	Salaries-Overtime	322	1,014	1,051	5,000	5,000
450 4104101003	Salaries-Extra Help		5,854	8,914		
450 4104101010	Accrued Annual Leave	2,075-	8,505	20,554-		
Obj 001	Salaries	181,542	238,921	228,013	245,145	359,318
Personnel Benefits						
450 4104102002	Benefits-Direct	122,673	143,687	130,279	118,461	179,817
450 4104102003	Benefits-Indirect	13,574	10,439	10,020		
450 4104102004	Benefits-Bank Accruals		207	218		
450 4104102005	Benefits-Pension Expense	434,751-	672,385			
Obj 002	Personnel Benefits	298,504-	826,718	140,517	118,461	179,817
Supplies						
450 4104103101	Office & Operating Supplies	4,094	2,274	2,954	7,000	7,000
450 4104103501	Small Tools & Minor Equipmen	730	8,250	208	6,000	6,000
450 4104103502	Computer Software	22	17,101	1,060	1,500	1,500
450 4104103590	Small Attrac Computer/Monito	58	143	4,639		
Obj 003	Supplies	4,903	27,767	8,861	14,500	14,500
Other Services - Charges						
450 4104104101	Professional Services	8,496	2,653-	150	69,642	69,642
450 4104104125	Prof Serv-Indirect	55,428	68,069	55,856	64,534	69,897
450 4104104191	Prof Serv-Purchasing	2,538	3,995	3,432	3,744	4,063
450 4104104192	Prof Serv-Tech Services	156,991	161,592	167,333	182,545	222,710
450 4104104198	Prof Serv-GIS	32,672	32,963	27,154	29,622	30,523
450 4104104199	Prof Serv-DOS	3,962	4,300	3,663	3,996	4,394
450 4104104202	Communications-Postage	973	1,366	824	1,500	1,500
450 4104104292	Communications-TS Phone	2,340	2,340	1,931	2,394	2,059
450 4104104301	Travel		806	824		
450 4104104401	Advertising	6,984	6,890	3,572	6,000	6,000
450 4104104501	Operating Rental & Leases		5,000	4,042		
450 4104104590	Rent-Facilities Maint	39,574	41,127	33,199	36,013	35,184
450 4104104690	Insurance-Interfund	17,414	14,051	20,396	22,249	20,717
450 4104104801	Repair & Maintenance	3,147	4,515	1,963	1,600	1,600
450 4104104901	Miscellaneous	23,734	21,563	20,084	15,000	15,000

2020 Final Budget
Expenditures
As of November 30, 2019

		2017 Actual	2018 Actual	2019 Current	2019 Budget	2020 Budget
Building and Fire Safety						
Bldg Admin - General						
Admin - General						
Obj 004	Other Services - Charges	354,254	365,925	344,423	438,839	483,289
Intergovernmental Services						
450 4104105101		18				
Obj 005	Intergovernmental Services	18				
Fnc 410	Admin - General	242,213	1,459,332	721,814	2,758,200	2,278,124
Admin - Building Direct						
Salaries						
450 4104111001	Salaries & Benefits				14,896	
Obj 001	Salaries				14,896	
Personnel Benefits						
450 4104112002	Benefits-Direct				9,425	
Obj 002	Personnel Benefits				9,425	
Other Services - Charges						
450 4104114101	Professional Services		42,200	41,832	45,000	
450 4104114801	Repair & Maintenance		304			
Obj 004	Other Services - Charges		42,504	41,832	45,000	
Fnc 411	Admin - Building Direct		42,504	41,832	69,321	
Building						
Bldg Plan Check						
Salaries						
450 4504201001	Salaries & Benefits	97,028	116,536	110,704	137,917	139,702
450 4504201002	Salaries-Overtime	792	334	1,196		
Obj 001	Salaries	97,820	116,870	111,900	137,917	139,702
Personnel Benefits						
450 4504202002	Benefits-Direct	39,287	48,227	44,554	56,246	56,452
450 4504202003	Benefits-Indirect	4,673	1,270	141-		
450 4504202004	Benefits-Bank Accruals	600-	184	422-		
Obj 002	Personnel Benefits	43,360	49,681	43,991	56,246	56,452

2020 Final Budget
Expenditures
As of November 30, 2019

		2017 Actual	2018 Actual	2019 Current	2019 Budget	2020 Budget
Building and Fire Safety						
Building						
Bldg Plan Check						
Supplies						
450 4504203101	Office & Operating Supplies				8,000	8,000
450 4504203502	Computer Software				2,000	2,000
Obj 003	Supplies				10,000	10,000
Other Services - Charges						
450 4504204101	Professional Services				100,000	100,000
450 4504204301	Travel				2,500	2,500
Obj 004	Other Services - Charges				102,500	102,500
Fnc 420	Bldg Plan Check	141,180	166,551	155,891	306,663	308,654
Bldg Inspections						
Salaries						
450 4504211001	Salaries & Benefits	432,594	464,574	411,273	500,058	534,358
450 4504211002	Salaries-Overtime	3,352	8,535	2,455	6,000	6,000
Obj 001	Salaries	435,946	473,109	413,728	506,058	540,358
Personnel Benefits						
450 4504212002	Benefits-Direct	179,045	197,133	178,477	217,813	239,433
450 4504212003	Benefits-Indirect	5,262	10,211	3,768		
450 4504212004	Benefits-Bank Accruals	37	1,278	809		
Obj 002	Personnel Benefits	184,344	208,622	183,054	217,813	239,433
Supplies						
450 4504213101	Office & Operating Supplies	10,277	7,907	19,796	18,000	18,000
450 4504213501	Small Tools & Minor Equipmen	2,929	2,852	2,902	3,000	3,000
450 4504213502	Computer Software		172	9,117	6,000	6,000
450 4504213590	Small Attrac Computer/Monito	2,682	1,639	5,060	3,500	3,500
Obj 003	Supplies	15,888	12,569	36,874	30,500	30,500
Other Services - Charges						
450 4504214101	Professional Services	3,012	254		103,193	103,193
450 4504214201	Communications-Telephone	3,775	4,178	4,208	4,244	4,244
450 4504214301	Travel	610	796	2,771	11,896	11,896
450 4504214401	Advertising	50				
450 4504214501	Operating Rental & Leases	53,156	50,151	44,520	39,253	39,253
450 4504214801	Repair & Maintenance			462		
450 4504214901	Miscellaneous	1,258	1,444	1,748	1,697	1,697
Obj 004	Other Services - Charges	61,861	56,823	53,709	160,283	160,283

2020 Final Budget
Expenditures
As of November 30, 2019

		2017 Actual	2018 Actual	2019 Current	2019 Budget	2020 Budget
Building and Fire Safety						
Building						
Bldg Inspections						
Intergovernmental Services						
450 4504215101			979			
Obj 005	Intergovernmental Services		979			
Fnc 421	Bldg Inspections	698,040	752,102	687,365	914,654	970,574
Bldg Int Gov Contracts						
Salaries						
450 4504291001	Salaries & Benefits	135	42			
Obj 001	Salaries	135	42			
Personnel Benefits						
450 4504292002	Benefits-Direct	61	20			
450 4504292003	Benefits-Indirect	17	5			
Obj 002	Personnel Benefits	78	25			
Fnc 429	Bldg Int Gov Contracts	213	67			
Bldg Training						
Salaries						
450 4504401001	Salaries & Benefits	7,779	11,229	5,318		
450 4504401002	Salaries-Overtime	106	109			
Obj 001	Salaries	7,884	11,339	5,318		
Personnel Benefits						
450 4504402002	Benefits-Direct	3,545	5,443	2,658		
450 4504402003	Benefits-Indirect	1,035	1,474	693		
Obj 002	Personnel Benefits	4,581	6,917	3,350		
Supplies						
450 4504403101	Office & Operating Supplies	208		979		
Obj 003	Supplies	208		979		
Other Services - Charges						
450 4504404101	Professional Services	10,850				
450 4504404301	Travel	4,140	725	750	3,500	3,500
450 4504404901	Miscellaneous	2,636	15	4,034	3,000	3,000
Obj 004	Other Services - Charges	17,626	740	4,784	6,500	6,500

2020 Final Budget
Expenditures
As of November 30, 2019

		2017 Actual	2018 Actual	2019 Current	2019 Budget	2020 Budget
Building and Fire Safety						
Building						
Fnc 440	Bldg Training	30,300	18,995	14,432	6,500	6,500
Enforcement						
Enforcement						
Salaries						
450 4604601001	Salaries & Benefits	94,867	136,518	1,207		
450 4604601002	Salaries-Overtime		233			
Obj 001	Salaries	94,867	136,750	1,207		
Personnel Benefits						
450 4604602002	Benefits-Direct	21,653	25,725	3,760-		
450 4604602003	Benefits-Indirect	5,435-	6,337-	868-		
450 4604602004	Benefits-Bank Accruals	1,418	119			
Obj 002	Personnel Benefits	17,636	19,507	4,627-		
Supplies						
450 4604603101	Office & Operating Supplies	1,382	1,352			
450 4604603501	Small Tools & Minor Equipmen	3	836			
450 4604603502	Computer Software		1,600			
450 4604603590	Small Attrac Computer/Monito	108				
Obj 003	Supplies	1,494	3,788			
Other Services - Charges						
450 4604604101	Professional Services	908	68,405			
450 4604604201	Communications-Telephone	950	1,374			
450 4604604301	Travel		423			
450 4604604401	Advertising	786				
450 4604604501	Operating Rental & Leases	15,097	10,870			
450 4604604801	Repair & Maintenance	15,282	56			
450 4604604901	Miscellaneous	6,621	8,693			
Obj 004	Other Services - Charges	39,644	89,822			
Fnc 460	Enforcement	153,641	249,867	3,420-		
Fire						
Admin						
Salaries						
450 4702101001	Salaries & Benefits	61,830	40,966	47,548	66,347	78,078
450 4702101002	Salaries-Overtime	665				
Obj 001	Salaries	62,495	40,966	47,548	66,347	78,078

2020 Final Budget
Expenditures
As of November 30, 2019

		2017 Actual	2018 Actual	2019 Current	2019 Budget	2020 Budget
Building and Fire Safety						
Fire						
Admin						
Personnel Benefits						
450 4702102002	Benefits-Direct	19,435	9,344	11,127	30,081	36,413
450 4702102003	Benefits-Indirect	14,611-	17,751-	18,341-		
450 4702102004	Benefits-Bank Accruals	2,005	735	385-		
Obj 002	Personnel Benefits	6,830	7,672-	7,600-	30,081	36,413
Supplies						
450 4702103101	Office & Operating Supplies				6,000	6,000
450 4702103501	Small Tools & Minor Equipmen		535			
450 4702103502	Computer Software				5,202	5,202
450 4702103590	Small Attrac Computer/Monito				1,000	1,000
Obj 003	Supplies		535		12,202	12,202
Other Services - Charges						
450 4702104301	Travel	224				
450 4702104590	Rent-Facilities Maint		399	366		
450 4702104901	Miscellaneous				416	416
Obj 004	Other Services - Charges	224	399	366	416	416
Fnc 210	Admin	69,549	34,228	40,314	109,046	127,109
FCP Plan Check Bldg						
Salaries						
450 4702201001	Salaries & Benefits	26,722	23,038	17,759	28,293	32,250
Obj 001	Salaries	26,722	23,038	17,759	28,293	32,250
Personnel Benefits						
450 4702202002	Benefits-Direct	12,025	11,058	8,879	13,971	14,793
450 4702202003	Benefits-Indirect	3,474	2,995	2,309		
Obj 002	Personnel Benefits	15,499	14,053	11,188	13,971	14,793
Supplies						
450 4702203101	Office & Operating Supplies				1,873	1,873
Obj 003	Supplies				1,873	1,873
Other Services - Charges						
450 4702204301	Travel				1,040	1,040
Obj 004	Other Services - Charges				1,040	1,040

2020 Final Budget
Expenditures
As of November 30, 2019

		2017 Actual	2018 Actual	2019 Current	2019 Budget	2020 Budget
Building and Fire Safety						
Fire						
Fnc 220	FCP Plan Check Bldg	42,221	37,091	28,947	45,177	49,956
FCP Inspections Bldg						
Salaries						
450 4702211001	Salaries & Benefits	22,329	30,145	40,789	28,500	31,151
450 4702211002	Salaries-Overtime	54		299		
Obj 001	Salaries	22,383	30,145	41,088	28,500	31,151
Personnel Benefits						
450 4702212002	Benefits-Direct	10,072	14,407	20,545	13,493	14,061
450 4702212003	Benefits-Indirect	2,910	3,983	5,341		
Obj 002	Personnel Benefits	12,982	18,390	25,887	13,493	14,061
Supplies						
450 4702213101	Office & Operating Supplies	2,875	2,651	3,673	1,248	1,248
450 4702213501	Small Tools & Minor Equipmen	146	736	692	1,000	1,000
450 4702213590	Small Attrac Computer/Monito			725		
Obj 003	Supplies	3,021	3,387	5,091	2,248	2,248
Other Services - Charges						
450 4702214101	Professional Services	1,929	2,530		3,121	3,121
450 4702214201	Communications-Telephone	3,901	3,122	3,281		
450 4702214301	Travel			205	1,040	1,040
450 4702214501	Operating Rental & Leases	3,044	3,089	2,975	6,242	6,242
450 4702214601	Insurance	102				
450 4702214801	Repair & Maintenance	136	220	12,338		
450 4702214901	Miscellaneous	1,476	1,964	4,968	624	624
Obj 004	Other Services - Charges	10,588	10,925	23,767	11,027	11,027
Fnc 221	FCP Inspections Bldg	48,974	62,847	95,833	55,268	58,487
FLS Inspections						
Salaries						
450 4702221001	Salaries & Benefits	43,441	60,197	63,078	44,442	48,968
450 4702221002	Salaries-Overtime	112	167	557		
450 4702221003	Salaries-Extra Help		50		2,500	2,500
Obj 001	Salaries	43,553	60,413	63,635	46,942	51,468
Personnel Benefits						
450 4702222002	Benefits-Direct	12,231	19,607	18,101	22,328	23,303

2020 Final Budget
Expenditures
As of November 30, 2019

			2017 Actual	2018 Actual	2019 Current	2019 Budget	2020 Budget
Building and Fire Safety							
Fire							
FLS Inspections							
Personnel Benefits							
450 4702222003		Benefits-Indirect	1,357	4,117	3,404		
450 4702222004		Benefits-Bank Accruals	7	18-	23		
Obj 002	Personnel Benefits		13,594	23,705	21,527	22,328	23,303
Supplies							
450 4702223101		Office & Operating Supplies	807	57		7,000	7,000
450 4702223501		Small Tools & Minor Equipmen	49			2,800	2,800
450 4702223502		Computer Software				3,902	3,902
Obj 003	Supplies		856	57		13,702	13,702
Other Services - Charges							
450 4702224301		Travel				1,040	1,040
450 4702224501		Operating Rental & Leases	4,125	4,186	16,472	6,242	6,242
Obj 004	Other Services - Charges		4,125	4,186	16,472	7,282	7,282
Fnc 222	FLS Inspections		62,128	88,362	101,634	90,254	95,755
FBP Training							
Salaries							
450 4702401001		Salaries & Benefits	26,381	13,946	11,500		
450 4702401002		Salaries-Overtime	1,302	167	102	2,000	2,000
Obj 001	Salaries		27,684	14,114	11,601	2,000	2,000
Personnel Benefits							
450 4702402002		Benefits-Direct	12,458	6,775	5,801		
450 4702402003		Benefits-Indirect	3,599	1,835	1,508		
Obj 002	Personnel Benefits		16,057	8,609	7,309		
Supplies							
450 4702403101		Office & Operating Supplies	94		15		
Obj 003	Supplies		94		15		
Other Services - Charges							
450 4702404301		Travel	3,622	3,597	3,367	5,500	5,500
450 4702404901		Miscellaneous	2,296	3,281	2,822		
Obj 004	Other Services - Charges		5,918	6,878	6,189	5,500	5,500
Fnc 240	FBP Training		49,752	29,601	25,114	7,500	7,500

2020 Final Budget
Expenditures
As of November 30, 2019

		2017 Actual	2018 Actual	2019 Current	2019 Budget	2020 Budget
Building and Fire Safety						
Fire						
FPB Other						
Salaries						
450 4702601001	Salaries & Benefits	61,140	59,308	59,436	100,078	115,772
450 4702601002	Salaries-Overtime	2,672	1,164	1,122		
Obj 001	Salaries	63,812	60,471	60,558	100,078	115,772
Personnel Benefits						
450 4702602002	Benefits-Direct	46,176	48,343	46,634	52,198	55,424
450 4702602003	Benefits-Indirect	7,518	6,955	7,005		
Obj 002	Personnel Benefits	53,694	55,299	53,639	52,198	55,424
Supplies						
450 4702603101	Office & Operating Supplies	1,676	136	94	3,915	3,915
450 4702603501	Small Tools & Minor Equipmen	234				
Obj 003	Supplies	1,910	136	94	3,915	3,915
Other Services - Charges						
450 4702604301	Travel	792				
450 4702604501	Operating Rental & Leases	9,368	18,849	12,692	7,971	7,970
450 4702604901	Miscellaneous	168				
Obj 004	Other Services - Charges	10,328	18,849	12,692	7,971	7,970
Fnc 260	FPB Other	129,743	134,755	126,982	164,162	183,081
BFS - Capital Outlay						
BFS - Capital Outlay						
Capital Outlay						
450 4909406401	Machinery & Equipment	12,890		4,326	12,485	600,000
Obj 006	Capital Outlay	12,890		4,326	12,485	600,000
Fnc 940	BFS - Capital Outlay	12,890		4,326	12,485	600,000
Sub 450	Building and Fire Safety	1,680,844	3,076,303	2,041,064	4,539,230	4,685,740

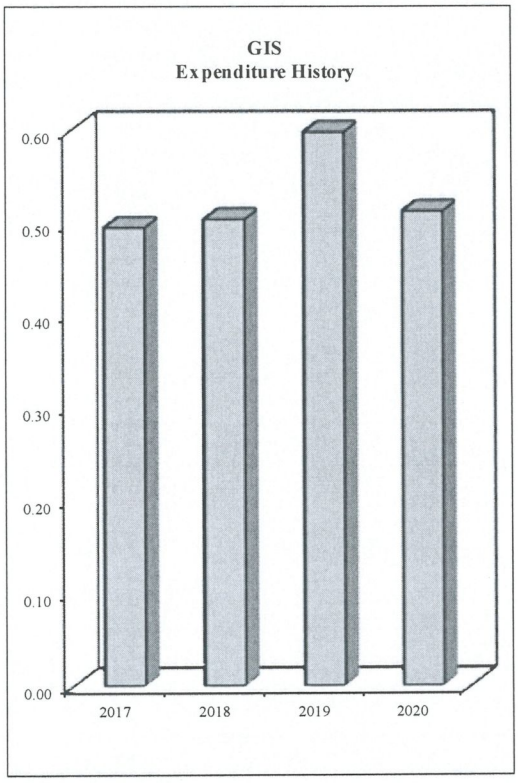

Geographic Information Systems (GIS)

Expenditures	2017 Actual	2018 Actual	2019 Budget	2020 Budget
Salaries & Wages	296,546	309,277	305,956	299,601
Personnel Benefits	66,392	90,315	108,881	111,888
Supplies	11,977	5,778	21,000	7,000
Other Services & Charges	115,605	75,838	158,155	90,846
Capital Outlay	-	10,948	-	-
Depreciation	3,645	10,948	2,940	2,093
Total Expenditures	494,165	503,104	596,932	511,428
Ending Fund Equity	61,384	(52,370)	134,350	186,535
Total	555,549	450,734	731,282	697,963

Program Description:

The Geographic Information Services (GIS) Department provides geographic information and analysis to County departments, local and regional agencies and the general public. The GIS department works in conjunction with the County Assessor to maintain the digital map of parcels and the county WEB mapping application. GIS also updates street maps and produces a road atlas for all of Yakima County.

Major Objectives:

The major objective of the GIS department is to support the creation, use, and maintenance of a digital library of land use, transportation, demographics, health public safety, and resource management activities for Yakima County. GIS will continue to deliver more geographic information via the Internet with the goal of meeting the majority of the public's geographic and mapping needs from their place of business or residence.

Revenue/Expenditure Comment:

This department is funded through Public Works, grants, contracts with other entities, map sales and the General Fund.

2020 Final Budget
Revenue
As of November 30, 2019

		2017 Actual	2018 Actual	2019 Current	2019 Budget	2020 Budget
GIS						
REVENUES						
501 50130810001	Beg Fund Balance Restricted				19,000	
501 50130881001	Beg Fund Balance Unreserved				158,320	175,807
501 50134171001	Sale of Maps & Publications	351	370	1,035	1,000	500
501 50134175001	Sales Maps & Publications NT	7,269	6,519	5,971	7,000	7,000
501 50134180002	Info Processing-Public	14,726	7,917	55,242	55,000	8,000
501 50134181002	Info Proc Serv-Agency	8,121	8,255	7,783	8,436	8,775
501 50134880001	Info Proc Serv-County	450,535	458,628	435,593	473,826	489,181
501 50136111001	Investment Interest	3,044	3,883	3,504	1,500	1,500
501 50136111032	Gain/Loss on Investments	181-	122	997		
501 50136200100	Rents	6,600	6,800	6,640	7,200	7,200
Fnd 501 GIS		490,465	492,495	516,764	731,282	697,963

2020 Final Budget
Expenditures
As of November 30, 2019

			2017 Actual	2018 Actual	2019 Current	2019 Budget	2020 Budget
GIS							
	Reclassification & Cost Alloc.						
501 5010200		Ending Fund Balance				134,350	186,535
	Obj 000	Reclassification & Cost Alloc.				134,350	186,535
	Salaries						
501 5011001		Salaries & Benefits	281,709	286,647	268,498	292,956	299,601
501 5011003		Salaries-Extra Help	13,949	16,888	10,454	11,000	
501 5011010		Accrued Annual Leave	888	5,741	809	2,000	
	Obj 001	Salaries	296,546	309,277	279,762	305,956	299,601
	Personnel Benefits						
501 5012002		Benefits-Direct	99,112	105,528	99,176	108,881	111,888
501 5012005		Benefits-Pension Expense	32,719-	15,213-			
	Obj 002	Personnel Benefits	66,393	90,315	99,176	108,881	111,888
	Supplies						
501 5013101		Office & Operating Supplies	4,798	3,888	5,876	5,000	5,000
501 5013501		Small Tools & Minor Equipmen	135	1,673	830	1,000	1,000
501 5013502		Computer Software	383	216		1,000	1,000
501 5013590		Small Attrac Computer/Monito	6,661		13,041	14,000	
	Obj 003	Supplies	11,977	5,778	19,746	21,000	7,000
	Other Services - Charges						
501 5014101		Professional Services	70,189	29,595	72,575	103,000	31,147
501 5014137		Prof Serv-Program Support	3,720	2,030	2,506	2,734	2,776
501 5014191		Prof Serv-Purchasing	1,126	371	356	388	416
501 5014192		Prof Serv-Tech Services	19,456	19,017	22,279	24,304	29,257
501 5014199		Prof Serv-DOS	2,151	2,211	2,136	2,330	2,450
501 5014201		Communications-Telephone	672	686	132	700	700
501 5014202		Communications-Postage	41	81	67	200	200
501 5014219		Phone Charges-Allocated	432	360	330	500	500
501 5014301		Travel	300	1,815	3,053	4,205	4,205
501 5014501		Operating Rental & Leases	667	1,001	490	1,000	1,000
501 5014590		Rent-Facilities Maint	14,938	14,938	13,693	14,938	14,938
501 5014690		Insurance-Interfund	1,534	1,348	2,206	2,406	1,807
501 5014901		Miscellaneous	380	2,385	169	1,450	1,450
	Obj 004	Other Services - Charges	115,605	75,838	119,991	158,155	90,846
	Capital Outlay						

2020 Final Budget
Expenditures
As of November 30, 2019

			2017 Actual	2018 Actual	2019 Current	2019 Budget	2020 Budget
GIS							
501 5016401		Machinery & Equipment		10,948			
Obj 006	Capital Outlay			10,948			
Other							
501 5019101		Depreciation/Ammortization	3,645	10,948		2,940	2,093
Obj 009	Other		3,645	10,948		2,940	2,093
Fnd 501	GIS		494,165	503,104	518,675	731,282	697,963

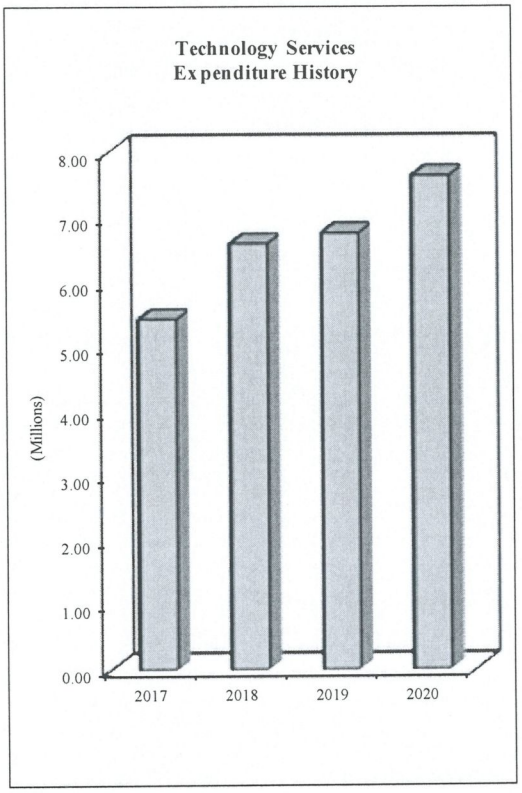

Technology Services

Expenditures	2017 Actual	2018 Actual	2019 Budget	2020 Budget
Salaries & Wages	2,013,317	2,031,870	2,217,951	2,352,521
Personnel Benefits	389,009	773,941	856,183	759,106
Supplies	339,565	78,394	188,871	154,233
Other Services & Charges	2,228,678	2,395,269	2,904,302	3,796,525
Capital Outlay	130,099	179,325	281,200	285,235
Depreciation	263,407	367,651	234,717	277,866
Operating Transfer Out	56,800	754,800	58,300	-
Total Expenditures	5,420,875	6,581,250	6,741,524	7,625,486
Ending Fund Equity	2,246,379	1,172,346	2,064,463	965,378
Total	7,667,254	7,753,596	8,805,987	8,590,864

Program Description:

Technology Services provides support for information technology to county departments, local agencies, cities and towns within Yakima County. Services include computer hardware and software support, data base management, voice and data communications, software development, internet services, desktop computing support, network security, data backup and enterprise data center services.

Major Objectives:

- Technology Services operates and supports all major technology systems and infrastructure for our customers' use.
- Redesign and reconfigure county networks to enhance our security position and better serve TS customers. This project will enable TS to isolate different business units so that an attack on one unit will not affect any of the others. This will require next generation firewalls, core switching changes and physical network restructuring.
- Start up and put several new large business systems into production. Major new systems are planned for Superior Court, Assigned Counsel, District Court and others.
- Continue work on the statewide Local Government Network (LGN) to enable regionalization of services between different jurisdictions.

Revenue/Expenditure Comment:

Costs for computing and communications are apportioned to all County departments (both general fund departments and non-general fund departments) according to the computing and support resources required by each. Miscellaneous revenues are received from external users of county information residing on county computers and from internal training/consulting efforts.

2020 Final Budget
Revenue
As of November 30, 2019

		2017 Actual	2018 Actual	2019 Current	2019 Budget	2020 Budget
Technology Services						
REVENUES						
502 50230881001	Beg Fund Balance Unreserved				2,233,191	1,172,346
502 50234180001	Info Proce Serv-Public	649,025	500,952	352,272	685,817	82,908
502 50234180008	Info Proce Serv YakCorp		184,721	230,278	197,028	684
502 50234181002	Info Process Service-Agency	73,740	69,481	81,071	61,542	50,000
502 50234181005	Information Access Fee	173,884	170,438	159,887	68,585	198,311
502 50234181007	Info Serv-Agency Depreciatio				3,206	3,002
502 50234181008	Phone Charges-Agency	16,867	17,644	16,811	16,088	150,000
502 50234810001	Phone Charges-County	81,324	83,196	76,743	84,712	655,000
502 50234880001	Info Process Service-County	4,546,266	4,816,409	4,894,976	5,212,769	6,032,358
502 50234880002	Info Serv-County Depreciatio	248,277	208,018	207,400	223,049	226,255
502 50236111001	Investment Interest	27,942	45,197	40,332	20,000	20,000
502 50236111032	Gain/Loss on Investments	3,351-	1,480	11,912		
502 50236991001	Other Misc. Revenue	2,400	909	2,810		
502 50237910002	Capital Contrb-Interfund		172,197			
502 50239510001	Proceeds From Sale/Fixed Ass	2,001-	1,448-			
Fnd 502	Technology Services	5,814,374	6,269,195	6,074,492	8,805,987	8,590,864

2020 Final Budget
Expenditures
As of November 30, 2019

			2017 Actual	2018 Actual	2019 Current	2019 Budget	2020 Budget
Technology Services							
Administration							
Reclassification & Cost Alloc.							
502 100119		Oper Trans Out-Capital Proj		700,000			
502 100200		Ending Fund Balance				2,064,463	965,378
Obj 000	Reclassification & Cost Alloc.			700,000		2,064,463	965,378
Salaries							
502 101001		Salaries & Wages	366,794	400,300	326,817	457,050	548,668
502 101002		Salaries-Overtime			215	1,000	1,000
502 101003		Salaries-Extra Help				5,000	5,000
502 101009		Standby Pay				25,200	25,200
502 101010		Accrued Annual Leave	6,656	7,465-	41,077-		
Obj 001	Salaries		373,450	392,836	285,954	488,250	579,868
Personnel Benefits							
502 102002		Benefits-Direct	123,197	135,754	116,428	181,832	182,889
502 102005		Benefits-Pension Expense	356,011-	172			
Obj 002	Personnel Benefits		232,814-	135,927	116,428	181,832	182,889
Supplies							
502 103101		Office & Operating Supplies	3,259	2,504	2,558	4,500	4,500
502 103501		Small Tools & Minor Equipmen	1,410	270	2,049	8,600	8,600
502 103502		Software	130		25,687	2,424	2,424
502 103590		Small Attrac-Tracked Invento	4,233	1,441	2,378	5,000	5,000
Obj 003	Supplies		9,032	4,215	32,672	20,524	20,524
Other Services - Charges							
502 104101		Professional Services	3,495	30,013	32	11,000	11,000
502 104102		Pro Serv KnowBe4	7,425	10,790	14,542	10,000	10,000
502 104137		Prof Serv-Program Support	54,574	57,486	55,960	61,047	57,856
502 104191		Prof Serv-Purchasing Serv	17,722	19,960	19,547	21,324	23,174
502 104201		Communication-Telephone	2,380	240	232	3,500	3,500
502 104202		Communication-Postage	91	223	192	300	300
502 104210		Long Distance Charges	2,475				
502 104219		Phone Charges-Allocated	3,516	3,336	3,058	3,750	3,336
502 104301		Travel	3,654	2,270	527	2,000	2,000
502 104401		Advertising	3,034	840	880	3,500	3,500
502 104501		Operating Rentals & Lease	1,664	878	1,314	2,100	2,100
502 104590		Rent-Facil Maint	80,550	80,550	73,838	80,550	80,550
502 104690		Liability Insurance	14,224	11,784	19,560	21,338	16,286
502 104801		Repairs & Maintenance		95			
502 104901		Miscellaneous	517	2,055	1,425	1,000	1,000

2020 Final Budget
Expenditures
As of November 30, 2019

		2017 Actual	2018 Actual	2019 Current	2019 Budget	2020 Budget
Technology Services						
Administration						
Other Services - Charges						
502 104902	Miscellaneous Costs		5,204	12,504	14,282	12,093
Obj 004	Other Services - Charges	195,320	225,725	203,610	235,691	226,695
Sub 010	Administration	344,988	1,458,701	638,664	2,990,760	1,975,354
Reserves						
Supplies						
502 113590	Small Attrac-Tracked Invento		1,374			
Obj 003	Supplies		1,374			
Other Services - Charges						
502 114101	Professional Services	1,560			20,000	
Obj 004	Other Services - Charges	1,560			20,000	
Sub 011	Reserves	1,560	1,374		20,000	
Phones						
Other Services - Charges						
502 154201	Communication-Telephone	1,305	1,305	1,450	1,750	1,750
502 154221	Call Charges	90,666	100,766	96,551	100,800	104,500
Obj 004	Other Services - Charges	91,970	102,070	98,001	102,550	106,250
Sub 015	Phones	91,970	102,070	98,001	102,550	106,250
Network Operations						
Reclassification & Cost Alloc.						
502 200183	Operating Transfer out-2010				26,818	
Obj 000	Reclassification & Cost Alloc.				26,818	
Salaries						
502 201001	Salaries & Wages	245,936	246,115	304,460	363,656	394,027
502 201002	Salaries-Overtime	14,550	8,319	12,243	15,000	17,500
502 201010	Accrued Annual Leave	2,301	608	30,634-		
Obj 001	Salaries	262,787	255,042	286,069	378,656	411,527
Personnel Benefits						
502 202002	Benefits-Direct	94,461	95,756	114,810	144,772	131,342
502 202004	Benefits-Bank Accruals	800-	1,870	1,365-		

2020 Final Budget
Expenditures
As of November 30, 2019

		2017 Actual	2018 Actual	2019 Current	2019 Budget	2020 Budget
Technology Services						
Network Operations						
Obj 002	Personnel Benefits	93,661	97,626	113,446	144,772	131,342
Supplies						
502 203101	Office & Operating Supplies	1,946	1,255	1,653	3,000	3,000
502 203501	Small Tools & Minor Equipmen	94,648	7,999	4,023	15,000	15,000
502 203502	Software			63,009	50,963	9,140
502 203590	Small Attrac-Tracked Invento	14,285	5,039	6,726	5,000	5,000
Obj 003	Supplies	110,879	14,293	75,411	73,963	32,140
Other Services - Charges						
502 204101	Professional Services	358		225	15,000	15,000
502 204112	Prof Serv-Network Instrument			715	6,000	6,000
502 204113	Prof Serv-NEC/One Call	187	143	85	200	100
502 204114	Prof Serv-Secure FTP Process			990	845	845
502 204116	Pacific Power Light NetOPs	452	300	362	400	500
502 204117	Open Domain Solution	1,668	1,804	1,898	2,000	2,000
502 204118	Zones Forescout Vendor	11,408	11,057		26,700	26,700
502 204120	Vendor Maint on NESSUS	14,907	11,717	10,306	16,000	2,190
502 204121	Structured M&O	258	15,570	12,450	22,300	28,500
502 204122	SPLUNK					9,819
502 204123	GovQA	31,300	24,885	28,324	28,050	32,500
502 204125	Veeam		9,688	11,218	10,800	13,000
502 204126	Prof Services DSX/E3		5,112	1,671	5,112	
502 204190	Prof Serv-Communication Serv	6,390				
502 204201	Communication-Telephone	1,374	854	20		
502 204202	Communication-Postage		30			
502 204203	Century Link Net OPS	2,228	7,873	8,020	19,370	19,370
502 204212	Comm-Cell Phones	3,995	9,580	16,992	17,000	21,600
502 204213	Comm - DIS-IGN	18,150	19,800	16,500	20,000	20,000
502 204301	Travel	8,042	6,670	4,134	7,500	7,500
502 204501	Operating Rentals & Lease	5,004	5,333	5,171	18,000	18,000
502 204511	Comm-Charter	9,180	6,674	4,000	5,194	7,800
502 204701	Utility Services	374	421	667	720	500
502 204801	Repairs & Maintenance		163	4,740		
502 204810	Rep & Maint - Cabling	7,514	10,850	3,981	8,000	8,000
502 204811	Rep & Maint - Switch Maint	86,924	40,881	2,021	20,000	20,000
502 204813	Rep&Maint - Solarwinds Net M	1,815		2,866	3,400	3,400
502 204814	Rep&Maint - Cisco	165,018	44,721	101,425	101,723	149,000
502 204820	Repairs - Misc.	12,506	10,153	10,187	70,000	30,000
502 204901	Miscellaneous	1,033	12,377	4,239	12,000	12,000
502 204902	Dedicated Bandwidth Pass Thr				1,300	1,300
502 204991	Miscellaneous-Training	3,629	8,935	16,389	20,000	20,000
Obj 004	Other Services - Charges	393,716	265,593	269,597	457,614	475,624

2020 Final Budget
Expenditures
As of November 30, 2019

		2017 Actual	2018 Actual	2019 Current	2019 Budget	2020 Budget
Technology Services						
Network Operations						
Capital Outlay						
502 206401	Machinery & Equipment		24,513		15,000	15,000
Obj 006	Capital Outlay		24,513		15,000	15,000
Debt Service-Principal						
502 207801	Intergovernmental Loans					26,059
Obj 007	Debt Service-Principal					26,059
Other						
502 209101	Depreciation/Ammortization	131,229	221,069	143,975	157,064	160,167
Obj 009	Other	131,229	221,069	143,975	157,064	160,167
Sub 020	Network Operations	992,272	878,136	888,497	1,253,887	1,251,859
Work Station Support						
Salaries						
502 301001	Salaries & Wages	291,920	283,561	350,449	373,842	326,185
502 301002	Salaries-Overtime	11,292	11,605	6,239	10,000	10,000
502 301010	Accrued Annual Leave	15,573-	6,701	31,640-		
Obj 001	Salaries	287,639	301,867	325,048	383,842	336,185
Personnel Benefits						
502 302002	Benefits-Direct	122,942	132,092	163,975	149,018	108,728
502 302004	Benefits-Bank Accruals	170	1,645-	458		
Obj 002	Personnel Benefits	123,112	130,447	164,433	149,018	108,728
Supplies						
502 303101	Office & Operating Supplies	369	1,492	164	1,500	1,500
502 303501	Small Tools & Minor Equipmen	6,307	2,649	5,229	6,000	6,000
502 303502	Software	6,986	18	708	2,500	2,500
502 303590	Small Attrac-Tracked Invento	1,419	5,573	6,571	5,000	5,000
Obj 003	Supplies	15,081	9,731	12,672	15,000	15,000
Other Services - Charges						
502 304110	Profess Serv - Ghost	110	1,890			
502 304112	Prof Serv-Lansweeper			6,153	6,600	6,600
502 304115	Viper Sunbelt WSS	13,179	7,060			15,260
502 304116	Malware Bytes	16,568	15,806	15,806	15,806	15,806
502 304201	Communication-Telephone	3,733	3,602	141	4,500	4,500

2020 Final Budget
Expenditures
As of November 30, 2019

			2017 Actual	2018 Actual	2019 Current	2019 Budget	2020 Budget
Technology Services							
Work Station Support							
Other Services - Charges							
502 304301		Travel	6,117	4,620	5,099	8,000	8,000
502 304801		Repairs-Maintenance	10,899	3,378	1,150	11,000	11,000
502 304901		Miscellaneous		2,953		1,200	1,200
502 304991		Miscellaneous - Training	5,000	5,725		15,000	15,000
Obj 004	Other Services - Charges		55,604	45,034	28,348	62,106	77,366
Sub 030	Work Station Support		481,438	487,079	530,501	609,966	537,279
Systems Administration							
Reclassification & Cost Alloc.							
502 400183		Operating Transfer out-2010				11,660	
Obj 000	Reclassification & Cost Alloc.					11,660	
Salaries							
502 401001		Salaries & Wages	715,734	753,932	637,951	691,947	791,961
502 401002		Salaries-Overtime	20,039	16,240	47,682	10,000	15,000
502 401010		Accrued Annual Leave	1,069-	3,031	70,161-		
Obj 001	Salaries		734,703	773,203	615,472	701,947	806,961
Personnel Benefits							
502 402002		Benefits-Direct	265,334	287,118	258,724	275,538	263,987
502 402004		Benefits-Bank Accruals	784-	1,208-	4,476-		
Obj 002	Personnel Benefits		264,550	285,910	254,248	275,538	263,987
Supplies							
502 403101		Office & Operating Supplies	528	1,715	660	5,000	5,000
502 403501		Small Tools & Minor Equipmen	1,271	640	1,176	2,000	2,000
502 403590		Small Attrac-Tracked Invento	4,282	3,819	5,866	5,000	5,000
Obj 003	Supplies		6,081	6,173	7,702	12,000	12,000
Other Services - Charges							
502 404101		Professional Services	750				
502 404102		WORKDAY					639,958
502 404110		DBA Serv-Oracle, UNIX, Infor	16,400	17,978	16,150	18,180	18,725
502 404111		DBA Serv-Cayenta	12,400	12,838	11,330	12,990	13,380
502 404113		FivePoint		3,150	3,245	3,310	3,442
502 404120		Prof Serv-Cayenta	146,129	186,053	183,435	183,435	188,938
502 404121		Prof Serv-Cayenta HR	27,182	27,182	18,973	27,182	27,997
502 404122		Prof Services-Aguasoft			525		

2020 Final Budget
Expenditures
As of November 30, 2019

		2017 Actual	2018 Actual	2019 Current	2019 Budget	2020 Budget
Technology Services						
Systems Administration						
Other Services - Charges						
502 404123	Prof Serv-Cayenta E Verify				6,487	6,682
502 404124	C Prof Serv-IA Pro		8,591		8,591	1,451
502 404125	Prof Serv Blue Team					1,036
502 404126	Prof Serv-Cayenta Prl Wts Po		1,857		1,857	1,913
502 404131	Prof Serv-Fidlar	48,477	60,322	55,750	60,489	60,489
502 404132	Prof Serv-Informix	13,571	8,357	35,874	23,933	23,933
502 404134	Prof Serv-IdenTrust	286			897	897
502 404135	Prof Serv-Sigma	51,482	52,048	54,891	55,572	57,795
502 404136	Prof Serv-Sigma Rate Table		2,602	22,280	35,000	36,400
502 404137	Prof Serv-Program Support	32,925	123,049	130,763	120,957	132,929
502 404138	Prof Serv-Accela Tidemark	69,699	79,412	75,909	73,943	80,729
502 404139	Prof Serv-EvidenceOnQ					11,338
502 404140	Prof Serv-DigitalOnQ					6,299
502 404141	Prof Serv InTime	701				7,800
502 404142	FTR Vendor Support	19,154	19,154	19,154	19,154	19,729
502 404143	Prof Serv Infax Inc			2,640	2,640	2,640
502 404144	Prof Serv-Icims HR Recruit	18,720	21,514	26,577	21,514	23,278
502 404147	Prof Serv-LexiPol			15,706	15,493	16,164
502 404148	Prof Serv-CASA				6,252	6,252
502 404149	Prof Serv-Sympro				9,584	
502 404150	Prof Serv-Manatron/Asix	54,124	54,105	53,578	56,988	56,988
502 404151	Prof Serv-Manatron/New Era	9,146	9,512	10,015	10,015	10,416
502 404152	Prof Serv-Manatron/Wrnt Rec	12,007	12,488	13,148	13,148	13,674
502 404153	Prof Serv-Manatron/Ascend We	11,902	12,396	13,051	13,051	13,573
502 404154	Prof Serv-Manatron Querik Su	3,634	3,780	3,979	3,979	4,138
502 404155	Prof Serv-Manatron eFile	2,712	2,820	2,969	2,969	3,088
502 404157	Prof Serv-Manatron e Convey	8,952	9,310	9,682	9,802	10,194
502 404158	Prof Serv-RiteTrak			13,965	15,563	16,077
502 404159	Prof Serv-SmartGov			5,008	9,584	9,584
502 404161	Prof Serv-Front Range/HEAT	19,558				
502 404163	Prof Serv-Jury System Plus		7,415		8,024	8,024
502 404164	Prof Serv-Liberty/Eagle	433				
502 404165	Prof Serv-IKON/Image System	26,828	26,828	26,828	28,172	28,172
502 404166	Prof Serv-IKON/Kofax	7,191	20,447	21,463	25,922	25,922
502 404169	Prof Serv-SpringBrook		847	9,237	9,237	9,237
502 404170	Prof Serv-BOSS				300	300
502 404171	Prof Serv-Paradigm	17,485	17,560	19,245	20,090	21,296
502 404172	Prof Serv-Porter Lee/BEAST	3,683	3,819	3,898	4,132	4,132
502 404175	Prof Serv-Tablea Sftw Vendor	2,164			2,167	
502 404177	Dell Computing	4,975	3,023		16,246	16,246
502 404178	Prof Serv-Stancil	3,760	7,871	7,871	8,314	8,538
502 404179	Prof Serv-Rain Netwrks Barac				3,100	
502 404180	Prof Serv-Assetworks				1,623	1,623
502 404181	Pro Serv Software Assurance		3,375			327,460

2020 Final Budget
Expenditures
As of November 30, 2019

		2017 Actual	2018 Actual	2019 Current	2019 Budget	2020 Budget
Technology Services						
Systems Administration						
Other Services - Charges						
502 404182	Justware Full Licenses	11,285	11,641	11,133	11,603	11,630
502 404183	Justware Web License			962	962	962
502 404184	Justware Imaging Licenses		200	256	256	256
502 404185	InnovaSafe, Inc	200		216	200	200
502 404186	Smarsh Service		6,491	14,223	1	1
502 404187	C FireEye Software					25,628
502 404199	Prof Serv-DOS	299,340	336,027	302,336	307,962	
502 404201	Communication-Telephone	4,336	2,997	426	4,300	4,300
502 404301	Travel	4,032	1,831	6,508	2,000	2,000
502 404813	Maint - Canon Scanners	1,672	1,672		3,000	3,000
502 404901	Miscellaneous	1,257	94	5,271		
502 404991	Misc - Training	23,294	23,610	8,124	20,000	20,000
Obj 004	Other Services - Charges	991,844	1,204,264	1,236,595	1,320,170	2,046,853
Debt Service-Principal						
502 407801	Bond Payment - Firewall					11,330
Obj 007	Debt Service-Principal					11,330
Other						
502 409101	Depreciation/Ammortization	80,497	49,817	3,113	3,396	3,396
Obj 009	Other	80,497	49,817	3,113	3,396	3,396
Sub 040	Systems Administration	2,077,676	2,319,367	2,117,131	2,324,711	3,144,527
YAKCORPS INTERNAL						
Reclassification & Cost Alloc.						
502 420183	Oper Trans Out-2010 GO Bond	56,800	54,800	58,300	19,822	
Obj 000	Reclassification & Cost Alloc.	56,800	54,800	58,300	19,822	
Supplies						
502 423101	Office & Operating Supplies				1,000	1,000
502 423501	Small Tools & Minor Equipmen				500	500
502 423502	Computer Software				500	500
502 423590	Small Attrac Computer/Monito			697	500	500
Obj 003	Supplies			697	2,500	2,500
Other Services - Charges						
502 424134	Prof Serv - Spillman/YAKCORP	201,798	211,001	230,190	230,297	235,049
502 424201	Communications-Telephone				2,000	2,000

2020 Final Budget
Expenditures
As of November 30, 2019

			2017 Actual	2018 Actual	2019 Current	2019 Budget	2020 Budget
Technology Services							
YAKCORPS INTERNAL							
Other Services - Charges							
502 424301		Travel	559	1,753	1,043	2,000	2,000
502 424901		Miscellaneous	2,267	1,797	975	2,500	2,500
Obj 004	Other Services - Charges		204,625	214,551	232,208	236,797	241,549
Debt Service-Principal							
502 427801		Capital Bond					19,261
Obj 007	Debt Service-Principal						19,261
Sub 042	YAKCORPS INTERNAL		261,425	269,351	291,205	259,119	263,310
YAKCORPS EXTERNAL							
Salaries							
502 431001		Salaries & Benefits	124,318	110,752	65,812	86,233	96,978
502 431002		Salaries-Overtime	807	1,167	2,380		
502 431010		Accrued Annual Leave	3,877-	7,031-	14,629-		
Obj 001	Salaries		121,249	104,888	53,563	86,233	96,978
Personnel Benefits							
502 432002		Benefits-Direct	46,532	42,022	25,331	34,325	32,326
502 432004		Benefits-Bank Accruals	2,197	197-	1,089-		
Obj 002	Personnel Benefits		48,729	41,825	24,242	34,325	32,326
Supplies							
502 433102		Spillman Backup Tapes		5,318		22,400	22,400
502 433502		Justware Microware & Symante				1,810	1,810
Obj 003	Supplies			5,318		24,210	24,210
Other Services - Charges							
502 434112		Justware Image Storage				378	378
502 434198		Prof Service GIS	40,512	41,536	39,324	42,899	43,972
Obj 004	Other Services - Charges		40,512	41,536	39,324	43,277	44,350
Other							
502 439101		Depreciation/Amortizati	8,218	14,375	7,755	8,460	8,460
Obj 009	Other		8,218	14,375	7,755	8,460	8,460
Sub 043	YAKCORPS EXTERNAL		218,708	207,943	124,884	196,505	206,324

2020 Final Budget
Expenditures
As of November 30, 2019

			2017 Actual	2018 Actual	2019 Current	2019 Budget	2020 Budget
Technology Services							
WEB Development							
Supplies							
502 503501		Small Tools & Minor Equipmen			7,434		
502 503503		CivicPlus Software	59,866	21,940	23,000	23,000	23,000
502 503504		Site Improv	8,679	6,991		7,974	7,974
Obj 003	Supplies		68,545	28,931	30,434	30,974	30,974
Other Services - Charges							
502 504901		Miscellaneous	431				
502 504910		Misc - Trust ID	166	1,594	2,155	1,268	1,268
Obj 004	Other Services - Charges		598	1,594	2,155	1,268	1,268
Sub 050	WEB Development		69,143	30,525	32,590	32,242	32,242
Capital							
Supplies							
502 603501		Small Tools & Minor Equipmen		2,436			
502 603502		Computer Software	70,619				
502 603590		Small Attrac-Tracked Invento	19,540				
Obj 003	Supplies		90,159	2,436			
Capital Outlay							
502 606401		Machinery & Equipment	70,619-		137,481	108,000	17,484
502 606402		Equipment Replacement	200,718	154,812	83,530	155,397	179,044
502 606404		Replacement Funding Needed			32,916	2,803	73,707
Obj 006	Capital Outlay		130,099	154,812	253,927	266,200	270,235
Other							
502 609101		Depreciation/Amortization	30,687	50,699	43,127	47,048	75,462
Obj 009	Other		30,687	50,699	43,127	47,048	75,462
Sub 060	Capital		250,944	207,947	297,055	313,248	345,697
Telephony							
Salaries							
502 701001		Salaries & Wages	145,771	149,375	117,931	91,298	32,821
502 701002		Salaries-Overtime	8,146	6,540	5,420	1,500	1,500
502 701010		Accrued Annual Leave	1,607-	3,352-	7,198-		
Obj 001	Salaries		152,310	152,563	116,153	92,798	34,321

2020 Final Budget
Expenditures
As of November 30, 2019

			2017 Actual	2018 Actual	2019 Current	2019 Budget	2020 Budget
Technology Services							
Telephony							
Personnel Benefits							
502 702002		Benefits-Direct	58,966	59,915	48,302	36,369	10,940
502 702004		Benefits-Bank Accruals	194	1,887	204-		
Obj 002	Personnel Benefits		59,160	61,802	48,098	36,369	10,940
Supplies							
502 703101		Office & Operating Supplies		195	96	500	500
502 703501		Small Tools & Minor Equipmen	29,059	394	2,736	4,700	4,700
502 703502		Computer Software	2,769			500	500
502 703590		Small Attrac-Tracked Invento			1,522		
Obj 003	Supplies		31,828	589	4,355	5,700	5,700
Other Services - Charges							
502 704101		Professional Services	10,143	14,236	10,581	39,500	39,500
502 704139		Pro Serv Micro TEL	2,290	2,290	2,526	2,500	2,500
502 704201		Communications-Telephone	13				
502 704204		Trust ID Telephony				250	250
502 704301		Travel		2,127	49	3,200	3,200
502 704811		Repair & Maint-Cisco	107,381	64,286	113,793	109,007	121,732
502 704812		Repair & Maint-MicroTel		2,902		30,015	30,015
502 704813		Cisco Attendant WEST			13,794	15,720	19,000
502 704991		Misc. - Training				2,500	2,500
Obj 004	Other Services - Charges		119,826	85,840	140,742	202,692	218,697
Debt Service-Principal							
502 707801		Intergovernmental Loans					42,866
Obj 007	Debt Service-Principal						42,866
Debt Service-Interest							
502 708201		Interest on Interfund Debt					7,720
Obj 008	Debt Service-Interest						7,720
Other							
502 709101		Depreciation/Amortizati	8,771	11,581	3,670	4,004	4,004
Obj 009	Other		8,771	11,581	3,670	4,004	4,004
Sub 070	Telephony		371,896	312,375	313,018	341,563	324,248

2020 Final Budget
Expenditures
As of November 30, 2019

		2017 Actual	2018 Actual	2019 Current	2019 Budget	2020 Budget
Technology Services						
Exception						
Other Services - Charges						
502 804901	Miscellaneous	100	5,857	43		
502 804910	Misc-External P-Card	718-	13,132			
Obj 004	Other Services - Charges	618-	18,989	43		
Sub 080	Exception	618-	18,989	43		
Virtual Desk Tops						
Salaries						
502 851001	Salaries & Benefits	37,441	5,721	5,341	10,294	5,290
502 851002	Salaries-Overtime	778		4		
502 851010	Accrued Annual Leave	1,781-	1,427-	1,046-		
Obj 001	Salaries	36,438	4,294	4,298	10,294	5,290
Personnel Benefits						
502 852002	Benefits-Direct	16,083	2,382	2,239	4,106	1,764
Obj 002	Personnel Benefits	16,083	2,382	2,239	4,106	1,764
Supplies						
502 853501	Small Tools & Minor Equipmen	202				
502 853502	Computer Software	2,341		150	500	500
Obj 003	Supplies	2,544		150	500	500
Other Services - Charges						
502 854101	Professional Services	3,548			5,000	5,000
502 854111	Nutanix VDI Server Cluster	14,511	14,511	14,511	15,250	15,250
502 854131	VMWare VDI	3,663	24,941	1,699	18,000	18,000
502 854901	Miscellaneous		2,272		4,500	2,000
502 854910	Misc-Trust ID				70	70
Obj 004	Other Services - Charges	21,722	41,724	16,210	42,820	40,320
Other						
502 859101	Depreciation/Amortizati		13,493	9,321	10,168	10,168
Obj 009	Other		13,493	9,321	10,168	10,168
Sub 085	Virtual Desk Tops	76,787	61,893	32,219	67,888	58,042

2020 Final Budget
Expenditures
As of November 30, 2019

			2017 Actual	2018 Actual	2019 Current	2019 Budget	2020 Budget
Technology Services							
Wireless Network							
Salaries							
502 901001		Salaries & Benefits	43,214	46,229	43,114	47,622	51,040
502 901002		Salaries-Overtime	1,390	493	52		
502 901010		Accrued Annual Leave	138	482	789-		
Obj 001	Salaries		44,741	47,204	42,377	47,622	51,040
Personnel Benefits							
502 902002		Benefits-Direct	16,742	18,079	16,866	18,957	17,013
502 902004		Benefits-Bank Accruals	214-	57-	8		
Obj 002	Personnel Benefits		16,528	18,023	16,875	18,957	17,013
Supplies							
502 903101		Office & Operating Supplies				500	500
502 903501		Small Tools & Minor Equipmen			1,284	1,000	2,000
502 903502		Computer Software			314	1,000	1,000
502 903590		Small Attrac Computer/Monito	1,416				
Obj 003	Supplies		1,416		1,598	2,500	3,500
Other Services - Charges							
502 904101		Professional Services					1,000
502 904111		Prof Serv - Net Motion	20,816	21,857	22,857	21,000	21,000
502 904201		Communications-Telephone				300	300
502 904301		Travel					1,000
502 904811		Repair & Maint - Misc.				1,000	1,000
Obj 004	Other Services - Charges		20,816	21,857	22,857	22,300	24,300
Other							
502 909101		Depreciation/Ammortization	1,738	2,868			
Obj 009	Other		1,738	2,868			
Sub 090	Wireless Network		85,240	89,952	83,707	91,379	95,853
SDC							
Salaries							
502 991001		Salaries & Benefits				28,309	30,351
Obj 001	Salaries					28,309	30,351
Personnel Benefits							
502 992002		Benefits-Direct				11,266	10,117

2020 Final Budget
Expenditures
As of November 30, 2019

			2017 Actual	2018 Actual	2019 Current	2019 Budget	2020 Budget
Technology Services							
SDC							
Obj 002	Personnel Benefits					11,266	10,117
Supplies							
502 993101		Office & Operating Supplies		1,356		1,000	100
502 993501		Small Tools & Minor Equipmen	4,000				1,000
502 993502		Computer Software					6,085
502 993590		Small Attrac Computer/Monito		3,978			
Obj 003	Supplies		4,000	5,335		1,000	7,185
Other Services - Charges							
502 994101		Professional Services	1,353	11,603	2,681	5,000	5,000
502 994203		Communications JNET	26,328	26,328	24,134	27,000	55,000
502 994301		Travel				500	500
502 994592		Rent ER&R	21,600	21,600	19,800	21,000	21,600
502 994801		Repair & Maintenance	2,057	6,837	6,565	10,000	10,000
502 994810		Repair & Maint-Apollo SM HVA	392	2,820	6,331	7,000	7,000
502 994811		Repair&Maint-Liebert UPS Mai	31,613	45,492		29,230	29,230
502 994812		Repair & Maint-Simplex Ginne		301	301	1,200	1,600
502 994813		Repair & Maint-e3	2,892	107	156	500	500
502 994814		Repair & Maint-SDC Fixes	4,944	11,403		5,000	5,000
Obj 004	Other Services - Charges		91,180	126,491	59,967	106,430	135,430
Debt Service-Interest							
502 998201		Interest on Interfund Debt				50,587	50,587
Obj 008	Debt Service-Interest					50,587	50,587
Other							
502 999101		Depreciation/Ammortization	2,265	3,750	4,195	4,577	16,209
Obj 009	Other		2,265	3,750	4,195	4,577	16,209
Sub 099	SDC		97,445	135,576	64,162	202,169	249,879
Sub 502	Technology Services		5,420,874	6,581,276	5,511,675	8,805,987	8,590,864
Fnd 502	Technology Services		5,420,874	6,581,276	5,511,675	8,805,987	8,590,864

Purchasing

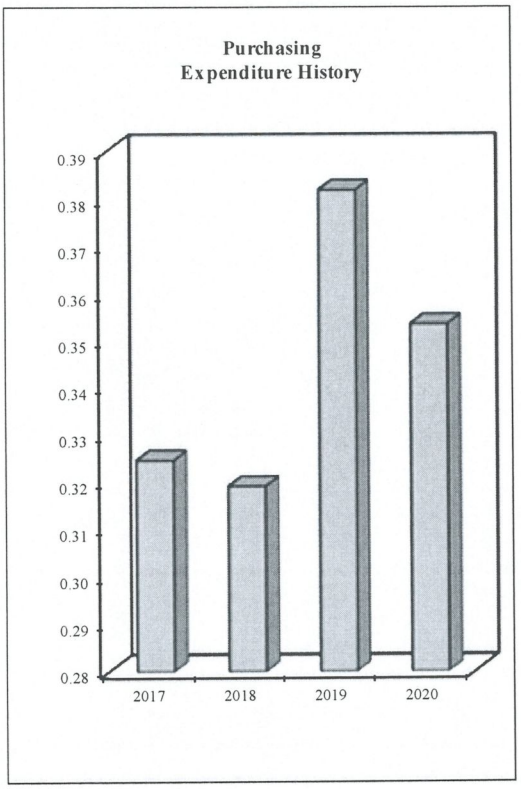

Expenditures	2017 Actual	2018 Actual	2019 Budget	2020 Budget
Salaries & Wages	-	-	-	-
Personnel Benefits	-	-	-	-
Supplies	3,096	1,656	2,000	2,000
Other Services & Charges	319,635	315,596	377,896	349,500
Capital Outlay	-	-	-	-
Depreciation	1,767	1,767	1,767	1,767
Debt Interest	-	-	-	-
Total Expenditures	324,498	319,019	381,663	353,267
Ending Fund Equity	82,298	80,824	47,311	135,014
Total	406,796	399,843	428,974	488,281

Program Description:

Purchasing facilitates the timely procurement of goods and services to help customers fulfill their mission by providing cost effective opportunities to purchase quality goods and services at the best value while conducting business in a legal, fair, open, and competitive manner.

Major Objectives:

Yakima County and the City of Yakima have combined their purchasing functions into one department that services both entities. It is the City/County Purchasing department's goals and objectives to:

- Maintain and expand relationships with vendors and purchasing organizations, and promote fair and equitable opportunities for vendors.
- Educate City and County departments on the services provided by Purchasing and their legal requirements and obligations.
- Develop seamless procurement processes and procedures that comply with each jurisdiction's legal requirements.
- Develop and utilize cost-effective methods for purchasing using best management practices and technological tools, where appropriate.
- Maximize the efficiency and effectiveness of administrative policies, internal operations, and public information.
- Create and maintain a positive and cooperative culture that respects employees, customers and vendors.
- Hire and retain professional, well trained, and knowledgeable employees.

Revenue/Expenditure Comment:

Costs for purchasing services represent the County's share of the City/County Purchasing department which are paid to the City of Yakima under an approved interlocal agreement. Costs for Purchasing also represent the costs of labor to sort incoming and process outgoing mail for the County, and reconcile/maintain Procurement Cards.

2020 Final Budget
Revenue
As of November 30, 2019

		2017 Actual	2018 Actual	2019 Current	2019 Budget	2020 Budget
Purchasing						
REVENUES						
503 50330881001	Beg Fund Balance Unreserved				77,812	139,572
503 50334194001	Purchasing Services				328,962	326,509
503 50334194003	Purchasing Serv-Agency	1,427	2,880	2,819		
503 50334894001	Purchasing Service Fees & Ch	277,853	284,781	298,435		
503 50336111001	Investment Interest	1,052	1,090	1,126	1,200	1,200
503 50336111032	Gain/Loss on Investments	48-	288	28		
503 50336991001	Other Misc Revenue	24,539	28,505	31,619	21,000	21,000
Fnd 503	Purchasing	304,823	317,544	334,027	428,974	488,281

2020 Final Budget
Expenditures
As of November 30, 2019

		2017 Actual	2018 Actual	2019 Current	2019 Budget	2020 Budget
Purchasing Services						
Reclassification & Cost Alloc.						
503 100200	Ending Fund Balance				47,311	135,014
Obj 000	Reclassification & Cost Alloc.				47,311	135,014
Supplies						
503 103101	Office & Operating Supplies	3,096	1,656	6,408	2,000	2,000
Obj 003	Supplies	3,096	1,656	6,408	2,000	2,000
Other Services - Charges						
503 104101	Professional Services	22,194	2,219			
503 104103	City of Yakima ILA	244,138	254,867	233,588	308,694	284,944
503 104118	Prof Serv-St Audit	185	205		250	275
503 104137	Prof Serv-Program Support	50,522	52,572	47,231	51,525	53,455
503 104192	Prof Serv-Info Services	360	1,433	1,276	1,392	1,851
503 104202	Communication-Postage			2		
503 104219	Phone Charges-Allocated	72	72	66	72	72
503 104401	Advertising	260	130		130	130
503 104501	Operating Rentals & Lease	1,520	1,526	1,013	2,500	2,500
503 104690	Insurance-Interfund	218	173	305	333	273
503 104801	Repairs & Maintenance		2,219		3,000	3,000
503 104901	Miscellaneous	165	180	1,766	10,000	3,000
Obj 004	Other Services - Charges	319,635	315,596	285,247	377,896	349,500
Other						
503 109101	Depreciation/Ammortization	1,767	1,767		1,767	1,767
Obj 009	Other	1,767	1,767		1,767	1,767
Fnd 503	Purchasing	324,498	319,018	291,654	428,974	488,281

Unemployment Compensation Trust

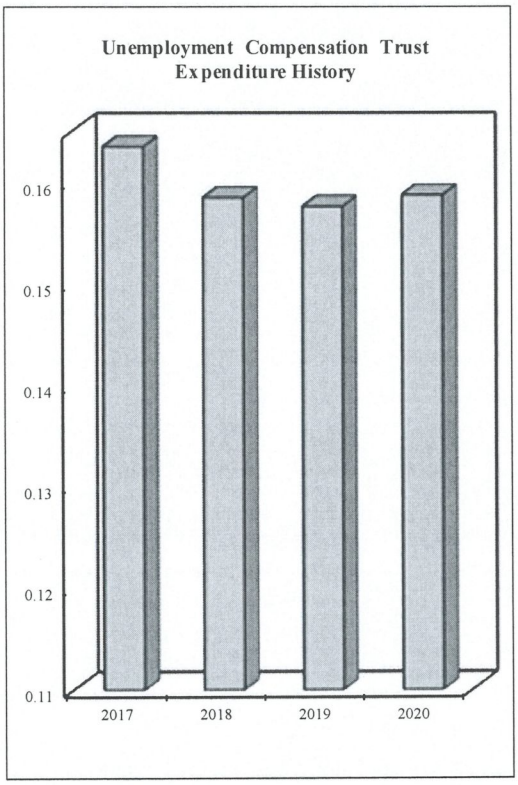

Expenditures	2017 Actual	2018 Actual	2019 Budget	2020 Budget
Salaries & Wages	57,717	57,991	58,824	58,250
Personnel Benefits	18,234	20,901	21,577	22,217
Supplies	1,059	752	1,000	1,000
Other Services & Charges	81,474	73,810	71,170	72,225
Total Expenditures	158,484	153,454	152,571	153,692
Ending Fund Equity	1,565,252	1,688,375	1,662,682	1,774,682
Total	1,723,736	1,841,829	1,815,253	1,928,374

Program Description:

Yakima County is self-insured for unemployment compensation. The purpose of this fund is to pay unemployment claims and to minimize the total cost of unemployment premiums and other activities related to severance of employment. The fund pays for unemployment and reemployment services. Unemployment claims are administered by Equifax Workforce Solutions.

Major Objectives:

- To fund unemployment claims and to minimize the total cost of unemployment premiums.
- To cover the administrative costs associated with employee terminations.

Revenue/Expenditure Comment:

The rate for unemployment funding is established by charging each department based on the gross wage of each employee. As annual payments are made, the rate is adjusted up or down to maintain the reserve.
This money is set aside in the Unemployment Compensation Fund.

2020 Final Budget
Revenue
As of November 30, 2019

		2017 Actual	2018 Actual	2019 Current	2019 Budget	2020 Budget
Unemployment Comp Trust						
REVENUES						
505 50530881001	Beg Fund Balance Unreserved				1,565,253	1,688,374
505 50534897008	Interfund Trust Contribution	312,854	247,969	202,095	230,000	220,000
505 50536111001	Investment Interest	15,492	29,482	32,662	20,000	20,000
505 50536111032	Gain/Loss on Investments	3,168-	876-	9,525		
Fnd 505	Unemployment Comp Trust	325,178	276,575	244,282	1,815,253	1,928,374

2020 Final Budget
Expenditures
As of November 30, 2019

			2017 Actual	2018 Actual	2019 Current	2019 Budget	2020 Budget
Unemployment Comp Trust							
Administration							
Reclassification & Cost Alloc.							
505 100200		Ending Fund Balance				1,662,682	1,774,682
Obj 000	Reclassification & Cost Alloc.					1,662,682	1,774,682
Salaries							
505 101001		Salaries & Wages	55,586	58,102	50,470	58,824	58,250
505 101002		Salaries-Overtime	1,158	858	1,425		
505 101010		Accrued Annual Leave	973	969-	696		
Obj 001	Salaries		57,717	57,991	52,590	58,824	58,250
Personnel Benefits							
505 102002		Benefits-Direct	18,234	20,901	18,268	21,577	22,217
Obj 002	Personnel Benefits		18,234	20,901	18,268	21,577	22,217
Supplies							
505 103101		Office & Operating Supplies	1,059	752	253	1,000	1,000
Obj 003	Supplies		1,059	752	253	1,000	1,000
Other Services - Charges							
505 104101		Professional Services	8,278	9,893	3,597	4,000	4,000
505 104104		Re Employment Service			575	2,000	2,000
505 104118		Prof Serv-Audits	75	101		300	300
505 104191		Prof Serv-Purchasing	52	26	25	27	30
505 104192		Prof Serv-Info Serv	8,203	8,395	8,481	9,252	10,413
505 104199		Prof Serv-DOS	464	477	438	478	502
505 104219		Phones Allocated	87	87	80	87	87
505 104301		Travel				1,000	1,000
505 104590		Rent-Facil Maint	2,301	2,301	2,109	2,301	2,301
505 104690		Insurance-Interfund	341	289	481	525	392
505 104901		Miscellaneous		984		1,200	1,200
Obj 004	Other Services - Charges		19,801	22,552	15,786	21,170	22,225
Sub 010	Administration		96,811	102,197	86,897	1,765,253	1,878,374

2020 Final Budget
Expenditures
As of November 30, 2019

		2017 Actual	2018 Actual	2019 Current	2019 Budget	2020 Budget
Unemployment Comp Trust						
Payments to Claimants						
Other Services - Charges						
505 304901	Miscellaneous	61,673	51,258	27,792	50,000	50,000
Obj 004	Other Services - Charges	61,673	51,258	27,792	50,000	50,000
Sub 030	Payments to Claimants	61,673	51,258	27,792	50,000	50,000
Fnd 505	Unemployment Comp Trust	158,483	153,454	114,689	1,815,253	1,928,374

Employee Flexible Spending

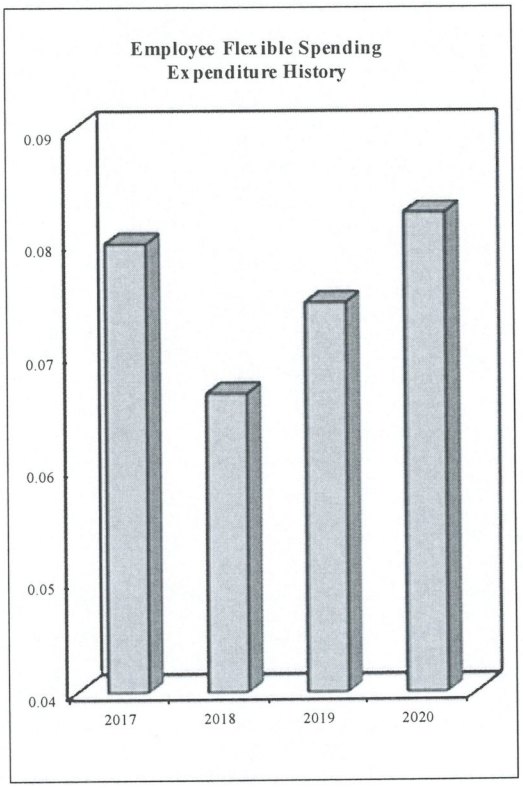

Expenditures	2017 Actual	2018 Actual	2019 Budget	2020 Budget
Other Services & Charges	79,777	66,537	74,575	82,553
Total Expenditures	79,777	66,537	74,575	82,553
Ending Fund Equity	46,357	48,489	43,782	45,936
Total	126,134	115,026	118,357	128,489

Program Description:

The Yakima County Employee Flexible Spending Fund enables employees to set aside pre-tax dollars from their paychecks to pay for eligible out-of-pocket health care and child care expenses during the plan year. The plan is administered by the Allegiance Benefit Plan Management Inc.

Major Objectives:

- Expand the program by encouraging employees to take advantage of the tax saving opportunity.

Revenue/Expenditure Comment:

This program is funded solely through dollars set aside by employees.

2020 Final Budget
Revenue
As of November 30, 2019

		2017 Actual	2018 Actual	2019 Current	2019 Budget	2020 Budget
Employee Flexible Spend Fund						
REVENUES						
506 50630881001	Beg Fund Balance Unreserved				46,357	48,489
506 50634897001	Flex Spend Acct-Health Care	47,297	47,169	33,349	45,000	50,000
506 50634897002	Flex Spend Acct-Child Care	19,472	21,500	22,252	27,000	30,000
Fnd 506	Employee Flexible Spend Fund	66,768	68,669	55,600	118,357	128,489

2020 Final Budget
Expenditures
As of November 30, 2019

		2017 Actual	2018 Actual	2019 Current	2019 Budget	2020 Budget
Employee Flexible Spend Fund						
Administration						
Reclassification & Cost Alloc.						
506 100200	Ending Fund Balance				43,782	45,936
Obj 000	Reclassification & Cost Alloc.				43,782	45,936
Other Services - Charges						
506 104101	Professional Services		2,000	1,468	2,500	2,500
506 104690	Insurance-Interfund		38		75	53
Obj 004	Other Services - Charges		2,038	1,468	2,575	2,553
Sub 010	Administration		2,038	1,468	46,357	48,489
Health Care						
Other Services - Charges						
506 204901	Miscellaneous	54,449	41,421	36,667	45,000	50,000
Obj 004	Other Services - Charges	54,449	41,421	36,667	45,000	50,000
Sub 020	Health Care	54,449	41,421	36,667	45,000	50,000
Child Care						
Other Services - Charges						
506 304901	Miscellaneous	25,328	23,079	22,815	27,000	30,000
Obj 004	Other Services - Charges	25,328	23,079	22,815	27,000	30,000
Sub 030	Child Care	25,328	23,079	22,815	27,000	30,000
Fnd 506	Employee Flexible Spend Fund	79,777	66,537	60,950	118,357	128,489

Employee Benefit

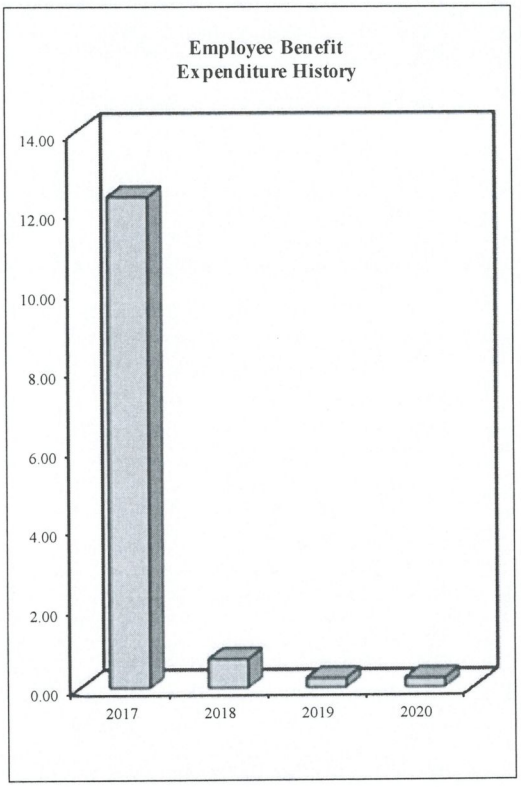

Expenditures	2017 Actual	2018 Actual	2019 Budget	2020 Budget
Salaries & Wages	80,613	78,275	78,995	80,145
Personnel Benefits	27,024	28,610	29,590	30,907
Supplies	6,327	4,056	2,500	2,500
Other Services & Charges	12,230,295	616,381	126,251	120,469
Total Expenditures	12,344,259	727,322	237,336	234,021
Ending Fund Equity	716,123	184,078	640,187	136,856
Total		911,400	877,523	370,877

Program Description:

The Yakima County Employee Benefit fund is a fund to pay medical, dental, vision, life insurance premiums, and administration fees for Yakima County employees, and to provide wellness programs. Gallagher Benefit Services serves as the County's broker for benefit plans.

Major Objectives:

- To coordinate county insurance premiums to fund health and life insurance benefits for employees.
- Develop and fund a preventative health assessment program for employees.

Revenue/Expenditure Comment:

This program is funded through employer/employee premiums.

2020 Final Budget
Revenue
As of November 30, 2019

		2017 Actual	2018 Actual	2019 Current	2019 Budget	2020 Budget
Employee Benefit Fund						
REVENUES						
507 50730881001	Beg Fund Balance Unreserved				716,123	184,077
507 50734197002	Med Admin Prem-Ext Employer	480	576	704	400	800
507 50734897003	Medical Premium-Retiree	1,529,789				
507 50734897004	Medical Premium-Employer	8,410,006				
507 50734897005	Medical Premium-Self Pay	877,854	1,148			
507 50734897006	Medical Premium-COBRA	40,693				
507 50734897007	Medical Admin Prem-Employer	174,576	175,312	161,760	150,000	175,000
507 50734897009	Employee Voluntary Benefits	361,291	37-			
507 50736111001	Investment Interest	4,546	13,400	9,768	11,000	11,000
507 50736111032	Gain/Loss on Investments	3,590-	190	3,857		
507 50736940001	Other Settlements	894	4,688			
507 50736991001	Other Misc Revenue			197		
Fnd 507	Employee Benefit Fund	11,396,539	195,276	176,286	877,523	370,877

2020 Final Budget
Expenditures
As of November 30, 2019

		2017 Actual	2018 Actual	2019 Current	2019 Budget	2020 Budget
Employee Benefit Fund						
Administration						
Reclassification & Cost Alloc.						
507 100186	Operating Trans Out - ERP		500,000			
507 100200	Ending Fund Balance				634,287	136,856
Obj 000	Reclassification & Cost Alloc.		500,000		634,287	136,856
Salaries						
507 101001	Salaries & Wages	78,230	77,644	72,215	78,995	80,145
507 101002	Salaries-Overtime	1,288	1,270	2,621	2,400	
507 101010	Accrued Annual Leave	1,095	639-	1,171	1,500	
Obj 001	Salaries	80,613	78,275	76,007	82,895	80,145
Personnel Benefits						
507 102002	Benefits-Direct	27,024	28,611	26,882	29,590	30,907
Obj 002	Personnel Benefits	27,024	28,611	26,882	29,590	30,907
Supplies						
507 103101	Office & Operating Supplies		231	242	1,000	1,000
507 103104	Printing	6,327	3,824	2,801	3,500	1,500
Obj 003	Supplies	6,327	4,056	3,043	4,500	2,500
Other Services - Charges						
507 104101	Professional Services	71,873	78,615	73,246	85,000	85,000
507 104118	Prof Serv-St Audit	7,007	7,888		8,000	9,000
507 104191	Prof Serv-Purchasing	163	72	72	78	84
507 104192	Prof Serv-Info Services	13,441	13,755	13,896	15,159	17,061
507 104199	Prof Serv-DOS	760	781	749	817	859
507 104219	Phones Allocated	134	134	123	134	134
507 104301	Travel	44	529		500	500
507 104590	Rent-Facil Maint	3,772	3,772	3,458	3,772	3,772
507 104690	Insurance-Interfund	8,945	7,324	794	791	559
507 104901	Miscellaneous	1,066	1,716	600	2,000	3,500
Obj 004	Other Services - Charges	107,206	114,587	92,936	116,251	120,469
Sub 010	Administration	221,169	725,528	198,868	867,523	370,877

2020 Final Budget
Expenditures
As of November 30, 2019

		2017 Actual	2018 Actual	2019 Current	2019 Budget	2020 Budget
Employee Benefit Fund						
Claims to Process						
Other Services - Charges						
507 204101	Professional Services	11,726,131				
Obj 004	Other Services - Charges	11,726,131				
Sub 020	Claims to Process	11,726,131				
Voluntary Benefits						
Other Services - Charges						
507 404101	Professional Services	396,958	1,794	16	10,000	
Obj 004	Other Services - Charges	396,958	1,794	16	10,000	
Sub 040	Voluntary Benefits	396,958	1,794	16	10,000	
Fnd 507	Employee Benefit Fund	12,344,258	727,322	198,885	877,523	370,877

Employees Worker's Compensation

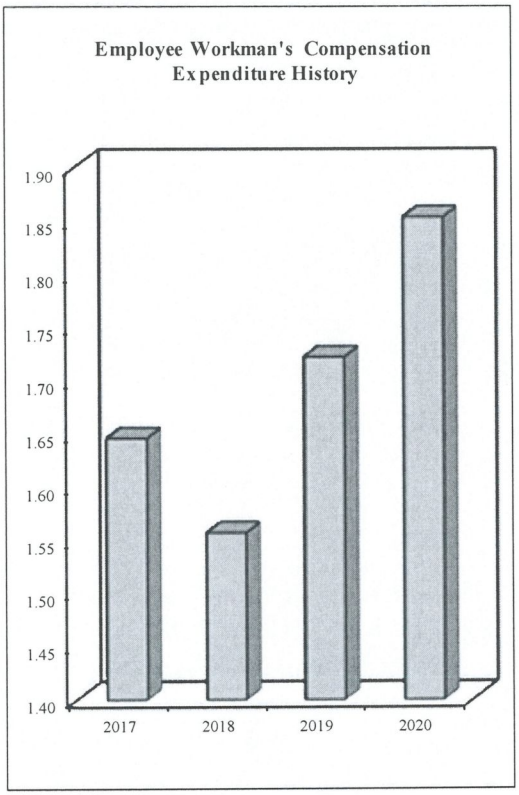

Expenditures	2017 Actual	2018 Actual	2019 Budget	2020 Budget
Salaries & Wages	132,974	136,986	142,599	144,240
Personnel Benefits	38,005	74,645	52,674	54,642
Supplies	3,307	1,884	3,000	3,000
Other Services & Charges	1,471,372	1,343,466	1,523,060	1,650,681
Total Expenditures	1,645,658	1,556,981	1,721,333	1,852,563
Ending Fund Equity	759,455	706,586	524,040	741,302
Total	2,405,113	2,263,567	2,245,373	2,593,865

Program Description:

Yakima County is self-insured for worker's compensation. The purpose of this fund is to pay worker's compensation claims of Yakima County employees, maintain the Accident Prevention Program by preservation of a safe working environment, provide health and safety training, and minimize the total cost of worker's compensation premiums. Worker's compensation claims are administered by Matrix Absence Management, Inc. Midwest Employees Casualty Company (MECC) provides excess coverage for the county's workers compensation program. The Gallagher-Risk Management Company serves as the County's broker for the worker's compensation plan.

Major Objectives:

- Minimize workplace illnesses and injuries through workplace safety programs and employee safety training.
- Maintain reserves at a level to fund worker's compensation claims and administration costs.
- Minimize the total cost of worker's compensation premiums.

Revenue/Expenditure Comment:

This fund is funded through premiums charged to the employer & employee based on job risks.

2020 Final Budget
Revenue
As of November 30, 2019

		2017 Actual	2018 Actual	2019 Current	2019 Budget	2020 Budget
Employee's Worker's Comp						
REVENUES						
508 50830881001	Beg Fund Balance Unreserved				640,873	818,865
508 50834897008	Interfund Trust Contribution	1,246,226	1,429,370	1,467,459	1,500,000	1,650,000
508 50836111001	Investment Interest	7,228	12,479	14,342	9,000	10,000
508 50836111032	Gain/Loss on Investments	43-	360-	3,836		
508 50836940001	Other Judgements/Settlements	16,098	28,624	33,281	12,000	15,000
508 50836972001	Ext Trust Contrib-Employee M	84,297	91,047	91,434	83,500	100,000
Fnd 508	Employee's Worker's Comp	1,353,807	1,561,160	1,610,353	2,245,373	2,593,865

2020 Final Budget
Expenditures
As of November 30, 2019

		2017 Actual	2018 Actual	2019 Current	2019 Budget	2020 Budget
Employee's Workmen's Comp						
Administration						
Reclassification & Cost Alloc.						
508 100200	Ending Fund Balance				524,040	741,302
Obj 000	Reclassification & Cost Alloc.				524,040	741,302
Salaries						
508 101001	Salaries & Wages	131,671	134,060	126,395	138,099	144,240
508 101002	Salaries-Overtime	279	1,056	1,953	2,000	
508 101010	Accrued Annual Leave	1,024	1,870	1,899	2,500	
Obj 001	Salaries	132,974	136,986	130,248	142,599	144,240
Personnel Benefits						
508 102002	Benefits-Direct	46,234	51,017	46,871	51,474	54,642
508 102004	Benefits-Bank Accruals	50-	186-	1,182-	1,200	
508 102005	Benefits-Pension Expense	8,180-	23,813			
Obj 002	Personnel Benefits	38,005	74,645	45,689	52,674	54,642
Supplies						
508 103101	Office & Operating Supplies	1,891	1,796	115	2,000	2,000
508 103104	Printing	1,416	89		1,000	1,000
Obj 003	Supplies	3,307	1,885	115	3,000	3,000
Other Services - Charges						
508 104101	Professional Services	335,768	345,661	252,305	400,000	400,000
508 104118	Prof Serv-Audits	873	1,045		1,000	1,500
508 104191	Prof Serv-Purchasing	49	82	81	88	96
508 104192	Prof Serv-Info Serv	21,644	22,150	22,376	24,410	27,473
508 104199	Prof Serv-DOS	1,224	1,258	1,248	1,361	1,431
508 104219	Phones Allocated	211	211	193	211	211
508 104301	Travel	803	1,769	626	2,000	2,000
508 104590	Rent-Facil Maint	6,073	6,073	5,567	6,073	6,073
508 104601	Insurance	45,250	50,119	52,270	60,000	60,000
508 104690	Insurance-Interfund	1,614	1,475	2,674	2,917	1,897
508 104901	Miscellaneous	288,317	278,868	202,293	225,000	300,000
Obj 004	Other Services - Charges	701,827	708,711	539,632	723,060	800,681
Sub 010	Administration	876,113	922,227	715,684	1,445,373	1,743,865

2020 Final Budget
Expenditures
As of November 30, 2019

		2017 Actual	2018 Actual	2019 Current	2019 Budget	2020 Budget
Employee's Workmen's Comp						
Payments to Claimants						
Other Services - Charges						
508 304101	Professional Services	387,064	358,151	362,677	450,000	450,000
Other Services - Charges						
508 304901	Miscellaneous	382,482	276,604	317,266	350,000	400,000
Obj 004	Other Services - Charges	769,546	634,755	679,943	800,000	850,000
Sub 030	Payments to Claimants	769,546	634,755	679,943	800,000	850,000
Fnd 508	Employee's Worker's Comp	1,645,659	1,556,981	1,395,627	2,245,373	2,593,865

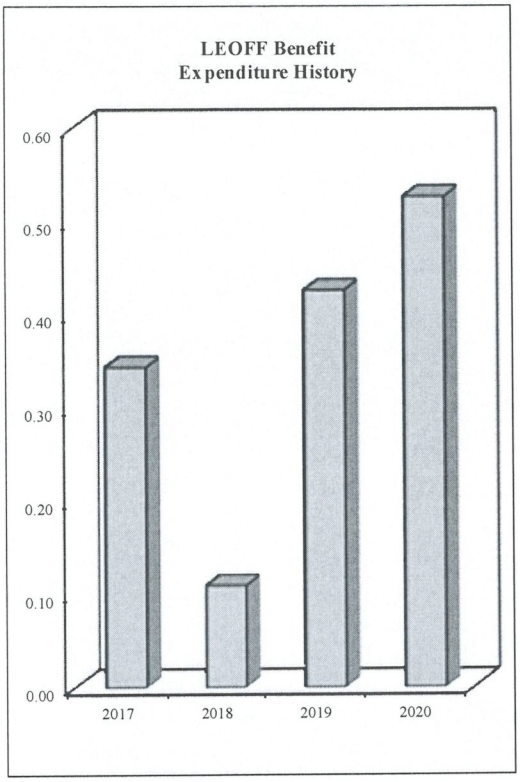

LEOFF Benefit

Expenditures	2017 Actual	2018 Actual	2019 Budget	2020 Budget
Other Services & Charges	342,575	109,517	424,873	525,438
Total Expenditures	342,575	109,517	424,873	525,438
Ending Fund Equity	2,404,659	3,073,724	1,749,120	2,125,650
Total	2,747,234	3,183,241	2,173,993	2,651,088

Program Description:

The LEOFF (Law Enforcement Officers and Fire Fighters) Benefit Fund is a reserve fund to pay administrative costs, medical premiums and expenses for LEOFF I active and retired employees.

Major Objectives:

To maintain a sufficient reserve to fund the medical premiums and expenses of LEOFF I employees, active and retired.

Revenue/Expenditure Comment:

This program is funded from direct contributions from the General Fund and employee family medical coverage premiums.

2020 Final Budget
Revenue
As of November 30, 2019

		2017 Actual	2018 Actual	2019 Current	2019 Budget	2020 Budget
LEOFF Benefit Fund						
REVENUES						
509 50930881001	Beg Fund Balance Unreserved				1,403,793	1,876,088
509 50936111001	Investment Interest	13,056	31,013	39,606	20,000	25,000
509 50936111032	Gain/Loss on Investments	3,964-	2,625-	10,570		
509 50936971002	LEOFF 1 Med Premium-Self Pay	592	193		200	
509 50939700002	Operating Transfers In-GF	750,000	750,000	750,000	750,000	750,000
Fnd 509	LEOFF Benefit Fund	759,685	778,581	800,176	2,173,993	2,651,088

2020 Final Budget
Expenditures
As of November 30, 2019

		2017 Actual	2018 Actual	2019 Current	2019 Budget	2020 Budget
LEOFF Benefit Fund						
Administration						
Reclassification & Cost Alloc.						
509 100200	Ending Fund Balance				1,749,120	2,125,650
Obj 000	Reclassification & Cost Alloc.				1,749,120	2,125,650
Salaries						
509 101001	Salaries & Benefits	11,851	11,831	10,939	12,601	12,596
509 101002	Salaries-Overtime	375	414	282		
509 101010	Accrued Annual Leave	287	77-	263-		
Obj 001	Salaries	12,513	12,167	10,958	12,601	12,596
Personnel Benefits						
509 102002	Benefits-Direct	4,382	4,570	4,312	5,011	5,213
509 102005	Benefits-Pension Expense	164,431-	196,769-			
Obj 002	Personnel Benefits	160,049-	192,199-	4,312	5,011	5,213
Other Services - Charges						
509 104118	Prof Serv-Audits	231	218		500	500
509 104191	Prof Serv-Purchasing	37	47	46	50	54
509 104192	Prof Serv-Tech Services	2,278	2,331	2,359	2,573	2,896
509 104199	Prof Serv-DOS	128	132	125	136	143
509 104219	Phones Allocated	22	22	20	22	22
509 104301	Travel	1,068	1,092	1,286	1,500	1,500
509 104590	Rent-Facilities Maint	640	640	587	640	640
509 104690	Insurance-Interfund	541	478	770	840	374
509 104901	Miscellaneous	800	800	1,275	1,000	1,500
Obj 004	Other Services - Charges	5,746	5,759	6,466	7,261	7,629
Sub 010	Administration	141,790-	174,273-	21,736	1,773,993	2,151,088
LEOFF I Medical Premiums						
Other Services - Charges						
509 204101	Professional Services	420,717	159,428	179,403	250,000	350,000
Obj 004	Other Services - Charges	420,717	159,428	179,403	250,000	350,000
Sub 020	LEOFF I Medical Premiums	420,717	159,428	179,403	250,000	350,000

2020 Final Budget
Expenditures
As of November 30, 2019

		2017 Actual	2018 Actual	2019 Current	2019 Budget	2020 Budget
LEOFF Benefit Fund						
LEOFF I Medical Expenses						
Other Services - Charges						
509 304101	Professional Services	63,648	124,362	115,893	150,000	150,000
Obj 004	Other Services - Charges	63,648	124,362	115,893	150,000	150,000
Sub 030	LEOFF I Medical Expenses	63,648	124,362	115,893	150,000	150,000
Fnd 509	LEOFF Benefit Fund	342,575	109,517	317,031	2,173,993	2,651,088

Liability Insurance

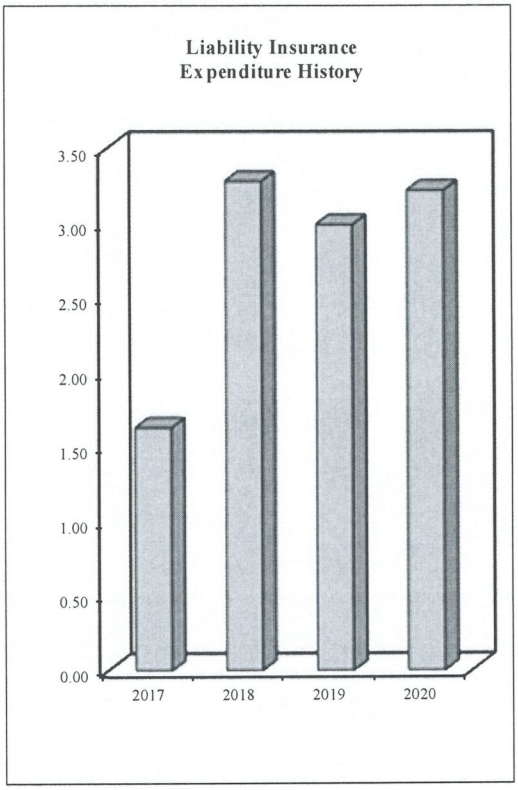

Expenditures	2017 Actual	2018 Actual	2019 Budget	2020 Budget
Salaries & Wages	422,440	430,162	450,238	467,536
Personnel Benefits	91,600	148,029	159,764	165,650
Supplies	-	-	-	-
Other Services & Charges	1,112,646	2,699,909	2,373,836	2,581,207
Debt Interest	-	-	-	-
Operating Transfers Out	-	-	-	-
Total Expenditures	1,626,686	3,278,100	2,983,838	3,214,393
Ending Fund Equity	784,729	88,794	500,000	513,333
Total	2,411,415	3,366,894	3,483,838	3,727,726

Program Description:

The Liability Insurance Fund is a reserve fund for liability and property insurance. The fund pays liability insurance premiums, property insurance premiums, employee fidelity bond premiums, and claims and judgments against the County. It also pays for the expenses of claims litigation and risk management, including all or part of the salary of attorneys and clerical staff. Expenses of claims litigation includes, but is not limited to, expert witness fees, consultant fees, deposition and other court fees, and travel expenses for witnesses, consultants and attorneys. The fund also pays for supplies and equipment used by claims defense staff.

Major Objectives:

- Provide a reserve for payment of the above noted expenses avoiding unfunded expenses that vary significantly from month to month and year to year.
- Provide evaluation and defense of claims and suits against the County.

Revenue/Expenditure Comment:

Costs for liability insurance are allocated to all County departments (both general fund departments and non-general fund departments) according to the cost of claims litigation and payments to claimants. Administrative costs, including insurance premiums, are allocated using a five year claims history, operating budget, and the number of staff and vehicles in a department.

2020 Final Budget
Revenue
As of November 30, 2019

		2017 Actual	2018 Actual	2019 Current	2019 Budget	2020 Budget
Liability Insurance						
REVENUES						
520 52030881001	Beg Fund Balance Unreserved				404,459	1,394,043
520 52034195001	Legal Services-Agency	2,922	2,556	4,097		
520 52034815001	Legal Services-County	1,565,518	2,747,168	2,794,995	3,053,800	2,313,104
520 52036111001	Investment Interest	9,941	11,303	8,476	10,000	5,000
520 52036111032	Gain/Loss on Investments	2,486-	5,223			
520 52036940001	Other Judgements & Settlemen			260		
520 52039700002	Operating Transfers In-GF	15,579	15,579	11,684	15,579	15,579
Fnd 520	Liability Insurance	1,591,474	2,781,829	2,819,512	3,483,838	3,727,726

2020 Final Budget
Expenditures
As of November 30, 2019

		2017 Actual	2018 Actual	2019 Current	2019 Budget	2020 Budget
Liability Insurance						
Administration						
Reclassification & Cost Alloc.						
520 100200	Ending Fund Balance				500,000	513,333
Obj 000	Reclassification & Cost Alloc.				500,000	513,333
Salaries						
520 101001	Salaries & Wages	417,167	428,393	410,259	439,238	456,536
520 101002	Salaries-Overtime	982	396	200	3,000	3,000
520 101003	Salaries-Extra Help				8,000	8,000
520 101010	Accrued Annual Leave	4,290	1,373	410		
Obj 001	Salaries	422,440	430,162	410,869	450,238	467,536
Personnel Benefits						
520 102002	Benefits-Direct	140,608	142,317	147,004	159,764	165,650
520 102004	Benefits-Bank Accruals	71	915			
520 102005	Benefits-Pension Expense	49,079-	4,797			
Obj 002	Personnel Benefits	91,600	148,029	147,004	159,764	165,650
Supplies						
520 103101	Office & Operating Supplies			57		
520 103501	Small Tools & Minor Equipmen			133		
Obj 003	Supplies			190		
Other Services - Charges						
520 104101	Professional Services	52	22			
520 104102	Prof Serv-Harassment Traing	25,528		24,368	40,000	
520 104118	Audit Costs	1,105	1,033			
520 104127	Prof Serv-Legal		20,833			
520 104128	Prof Serv-Lexis	5,539	3,896	3,217	4,800	4,800
520 104191	Prof Serv-Purchasing	380	240	236	257	279
520 104202	Communication-Postage	62				
520 104301	Travel	190	264			
520 104302	Travel-Administration				1,000	1,000
520 104305	Travel-Training		625	350	3,000	2,991
520 104401	Advertising		190			
520 104601	Insurance	13,445	12,455	7,041	13,500	12,550
520 104603	Insurance Property	425,213	172,304	242,374	195,000	167,000
520 104604	Insurance Liability		423,049	961,022	675,000	705,865
520 104901	Miscellaneous	50	550	389	1,700	1,700
520 104913	Misc-BAR Dues	221				
520 104915	Misc-Registration	375				
Obj 004	Other Services - Charges	472,161	635,461	1,238,997	934,257	896,185

2020 Final Budget
Expenditures
As of November 30, 2019

		2017 Actual	2018 Actual	2019 Current	2019 Budget	2020 Budget
Liability Insurance						
Sub 010	Administration	986,201	1,213,652	1,797,060	2,044,259	2,042,704
	Payments to Claimants					
	Other Services - Charges					
520 304101	Professional Services	2,015	2,298	3,723	15,000	10,000
520 304119	Prof Serv-Consultants	378	1,479		30,000	20,000
520 304121	Prof Serv-Depositions		2,410	763	20,000	10,000
520 304123	Prof Serv-Exhibits	613		1,102		
520 304127	Prof Serv-Legal	531,729	315,269	97,807	324,157	486,700
520 304202	Communication-Postage	13				
520 304914	Misc-Payments to Claimants	104,133	1,742,992	163,357	1,006,000	1,113,900
Obj 004	Other Services - Charges	638,881	2,064,447	266,753	1,395,157	1,640,600
Sub 030	Payments to Claimants	638,881	2,064,447	266,753	1,395,157	1,640,600
	Tax Assessment Litigation					
	Other Services - Charges					
520 404101	Professional Services					5,000
520 404121	Prof Serv-Depositions				5,000	34,422
520 404127	Prof Serv-Legal	1,604			34,422	
520 404202	Communication-Postage				2,000	2,000
520 404901	Miscellaneous				3,000	3,000
Obj 004	Other Services - Charges	1,604			44,422	44,422
Sub 040	Tax Assessment Litigation	1,604			44,422	44,422
Fnd 520	Liability Insurance	1,626,686	3,278,100	2,063,813	3,483,838	3,727,726

Department of Security

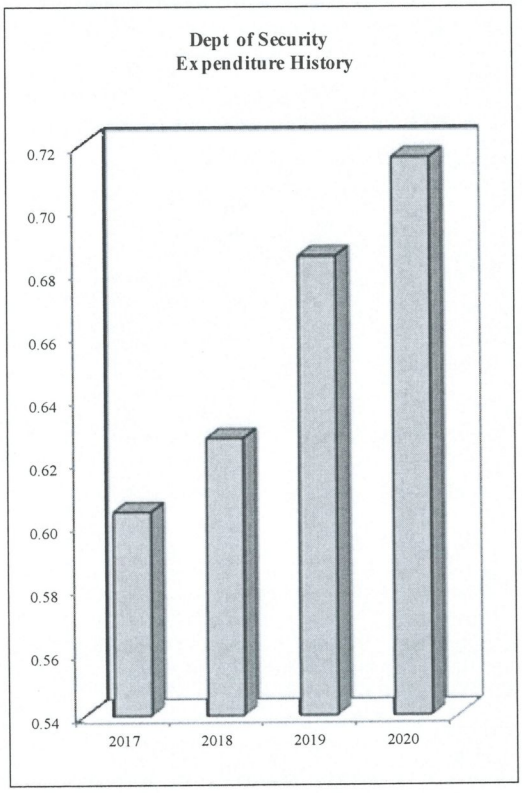

Expenditures	2017 Actual	2018 Actual	2019 Budget	2020 Budget
Salaries & Wages	331,698	342,612	350,018	357,723
Personnel Benefits	99,396	133,168	156,488	161,829
Supplies	8,571	8,642	13,700	13,200
Other Services & Charges	164,655	143,025	164,613	183,181
Total Expenditures	604,320	627,447	684,819	715,933
Ending Fund Equity	(125,834)	(272,306)	43,476	57,128
Total	478,486	355,141	728,295	773,061

Program Description:

The Yakima County Department of Security is a public safety agency established in 1995 by the Board of County Commissioners upon recommendation by the County Courthouse Security Task Force. The mission of the Department of Security is to provide a professional government protection program for county employees and citizens. Specific attention is directed to the facilities and county government operations that involve criminal and civil justice processes.

Major Objectives:

1. Continue to provide adequate security services during working hours at these locations:
   Courthouse, Juvenile Justice Center, Secured Civil Courtrooms and Probation Facility.
2. Conduct a minimum of 20 hours of specialized training per officer in the area of professional security and public safety.
3. Conduct a minimum of three firearm qualifications for all commissioned staff.
4. Conduct regular courthouse alarm system performance reviews:
   - Audit all devices for #location.
   - Audit report (annunciation).
   - What changes and why.

Revenue/Expenditure Comment:

This department is funded by other departments based on square footage and category of security risk.

2020 Final Budget
Revenue
As of November 30, 2019

		2017 Actual	2018 Actual	2019 Current	2019 Budget	2020 Budget
Department of Security						
REVENUES						
530 53030881001	Beg Fund Balance Unreserved				48,869	59,140
530 53034193002	Building Security Serv-Badge	3,890	4,290	3,025	3,000	3,000
530 53034818001	Security - Law & Justice	529,932	573,518	525,358	570,913	600,150
530 53034818002	Security - Other Funds	92,593	71,165	91,952	102,513	107,771
530 53034818003	Security - Extra Charges	3,821	3,144	2,744	3,000	3,000
Fnd 530	Department of Security	630,236	652,117	623,079	728,295	773,061

2020 Final Budget
Expenditures
As of November 30, 2019

		2017 Actual	2018 Actual	2019 Current	2019 Budget	2020 Budget
Department of Security						
Dept of Security						
DOS						
Reclassification & Cost Alloc.						
530 5300200	Ending Fund Balance				43,476	57,128
Obj 000	Reclassification & Cost Alloc.				43,476	57,128
Salaries						
530 5301001	Salaries & Benefits	307,788	315,504	293,968	320,418	326,223
530 5301002	Salaries-Overtime	23,537	24,967	22,587	25,100	27,000
530 5301010	Accrued Annual Leave	374	2,141	6,401-	4,500	4,500
Obj 001	Salaries	331,698	342,612	310,155	350,018	357,723
Personnel Benefits						
530 5302002	Benefits-Direct	141,893	152,512	135,804	149,788	155,129
530 5302004	Benefits-Bank Accruals	373	526	1,207-	1,000	1,000
530 5302005	Benefits-Pension Expense	49,079-	22,819-			
530 5302009	Benefits-Cleaning	1,156	1,152	458	1,200	1,200
530 5302014	Benefits-Uniforms	5,053	1,796	392	4,500	4,500
Obj 002	Personnel Benefits	99,396	133,168	135,447	156,488	161,829
Supplies						
530 5303101	Office & Operating Supplies	2,179	823	354	1,350	1,350
530 5303104	Printing	35	1,119	124	200	200
530 5303117	Ammunition		1,296	1,528	1,000	1,500
530 5303199	Misc Supplies				500	500
530 5303201	Fuel Consumed	4,483	5,220	3,310	5,150	4,150
530 5303501	Small Tools & Minor Equipmen		184		500	500
530 5303590	Small Attrac Computer/Monito	1,875		973	5,000	5,000
Obj 003	Supplies	8,571	8,642	6,289	13,700	13,200
Other Services - Charges						
530 5304101	Professional Services	94,160	85,363	78,444	89,800	102,995
530 5304191	Prof Serv-Purchasing	1,843	510	491	536	579
530 5304192	Prof Serv-Tech Services	19,986	19,814	22,273	24,298	30,742
530 5304201	Communications-Telephone	4,388	3,242	2,781	3,878	3,878
530 5304219	Phone Charges Allocated	288	288	264	288	302
530 5304305	Travel-Training				1,978	1,978
530 5304501	Operating Rental & Leases	9,972	4,056	6,411	7,680	7,680
530 5304520	Leased Assets	369	548	546	328	960
530 5304590	Rent-Facilities Maint	26,170	25,870	23,989	26,170	26,170
530 5304690	Insurance-Interfund	2,559	2,230	3,239	3,533	2,647
530 5304801	Repair & Maintenance	2	761	389	250	250
530 5304806	Vehicle Repair&Maint	4,918	343	937	5,000	5,000

2020 Final Budget
Expenditures
As of November 30, 2019

		2017 Actual	2018 Actual	2019 Current	2019 Budget	2020 Budget
Department of Security						
Dept of Security						
DOS						
Other Services - Charges						
530 5304901	Miscellaneous				874	
Obj 004	Other Services - Charges	164,655	143,025	139,765	164,613	183,181
Fnd 530	Department of Security	604,320	627,448	591,655	728,295	773,061

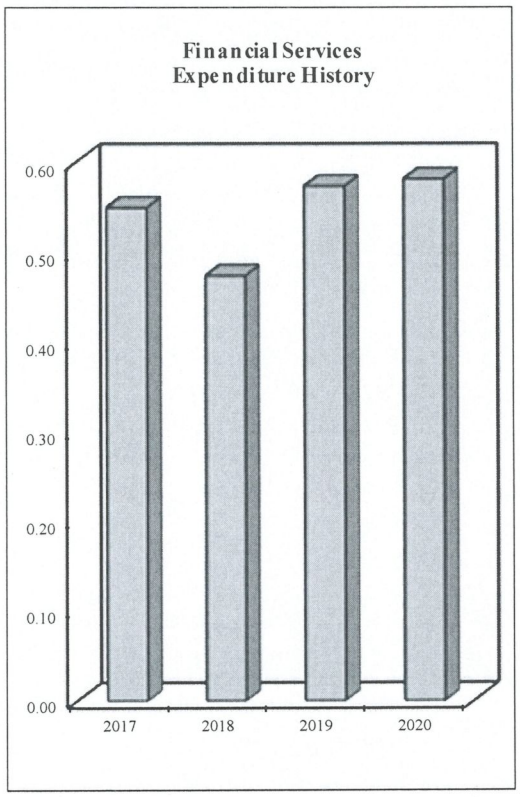

Financial Services

Expenditures	2017 Actual	2018 Actual	2019 Budget	2020 Budget
Salaries & Wages	406,253	354,791	362,003	378,291
Personnel Benefits	86,404	70,496	140,942	135,337
Supplies	7,514	7,343	7,500	9,500
Other Services & Charges	49,213	41,320	62,740	57,887
Total Expenditures	549,384	473,950	573,185	581,015
Ending Fund Balance	(168,554)	(263,741)	51,382	33,290
Total	380,830	210,209	624,567	614,305

Program Description:

Financial Services is established to centralize financial and accounting functions for departments and funds under the direction of the Board of County Commissioners with the exception of Public Services. Financial Services also serves as the central grant administration department, responsible for coordination of grant programs. The department provides program support to other departments by ensuring fiscal and programmatic accountability of Federal and State funds, property and other assets awarded to Yakima County.

Current services provided include the following:

- Full accounting for Facilities Services, Technology Services, Department of Corrections, GIS, Purchasing, Printing, Community Services, Board of County Commissioners, and Non-Departmental.
- Manage asset inventory county-wide (excluding Public Services).
- Manage P-Cards, Travel Cards, and office supply accounts.
- County–wide budgeting development and support.
- Indirect Cost Plan development and implementation.
- Capital projects.
- Other activities as required.

Major Objectives:

- Effectively manage the financial and accounting functions of the departments and funds served.
- Ensure proper disbursal of and accounting for Federal and State funds.
- Provide County-wide grant compliance review and technical assistance.
- Perform sub-recipient audits and monitor pass through funding.
- Ensure compliance with requirements applicable to Federal and State financial assistance programs.
- Serve as a County liaison to funding agencies, other municipalities, local business and the general public.
- Budget development and oversight.

Revenue/Expenditure Comment:

The expenses of operating the fund are covered through program support charges to departments and funds served.

2020 Final Budget
Revenue
As of November 30, 2019

		2017 Actual	2018 Actual	2019 Current	2019 Budget	2020 Budget
Financial Services						
REVENUES						
540 54030881001	Beg Fund Balance Unreserved				51,382	61,290
540 54034814001	Program Support	617,330	547,083	518,994	573,185	551,015
540 54036111001	Investment Interest	1,930	2,661	2,873		2,000
540 54036111032	Gain/Loss on Investments	349-	158	683		
Fnd 540	Financial Services	618,912	549,903	522,551	624,567	614,305

2020 Final Budget
Expenditures
As of November 30, 2019

		2017 Actual	2018 Actual	2019 Current	2019 Budget	2020 Budget
Financial Services						
Reclassification & Cost Alloc.						
ODt 0200	Ending Fund Balance				51,382	33,290
Obj 000	Reclassification & Cost Alloc.				51,382	33,290
Salaries						
ODt 1001	Salaries & Wages	421,346	361,555	275,520	357,003	343,291
ODt 1002	Salaries-Overtime	296	2,601	8,193		30,000
ODt 1010	Accrued Annual Leave	15,390-	9,366-	3,459-	5,000	5,000
Obj 001	Salaries	406,253	354,791	280,254	362,003	378,291
Personnel Benefits						
ODt 2002	Benefits-Direct	141,935	124,661	103,461	140,942	135,337
ODt 2004	Benefits-Bank Accruals	1,728	74	161-		
ODt 2005	Benefits-Pension Expense	57,258-	54,239-			
Obj 002	Personnel Benefits	86,404	70,496	103,301	140,942	135,337
Supplies						
ODt 3101	Office & Operating Supplies	3,713	4,393	2,847	5,500	5,500
ODt 3501	Small Tools & Minor Equipment	45	1,506	1,492	500	500
ODt 3590	Small Attrac-Tracked Inventory	3,755	1,445	7,564	1,500	3,500
Obj 003	Supplies	7,514	7,343	11,902	7,500	9,500
Other Services - Charges						
ODt 4101	Professional Services	66			150	150
ODt 4118	Prof Serv-Audits	471	349			
ODt 4119	Prof Serv-Consultants				550	550
ODt 4191	Prof Serv-Purchasing Serv	846	365	357	389	301
ODt 4192	Prof Serv-Tech Services	22,401	18,374	23,186	25,294	27,023
ODt 4202	Communication-Postage	61	174	52	150	150
ODt 4219	Phone Charges-Allocated	576	432	396	432	432
ODt 4301	Travel	4,633	2,947	1,662	10,000	10,000
ODt 4401	Advertising		195	603	500	500
ODt 4501	Operating Rentals & Leases	40			100	100
ODt 4590	Rent-Facilities Services	14,079	14,079	12,906	14,079	10,056
ODt 4690	Insurance-Interfund	2,856	2,434	3,878	4,230	1,758
ODt 4801	Repairs - Maintenance		54	304	500	500
ODt 4901	Miscellaneous	3,184	1,917	938	6,366	6,367
Obj 004	Other Services - Charges	49,213	41,320	44,281	62,740	57,887
Fnd 540	Financial Services	549,383	473,950	439,738	624,567	614,305

Facilities Services

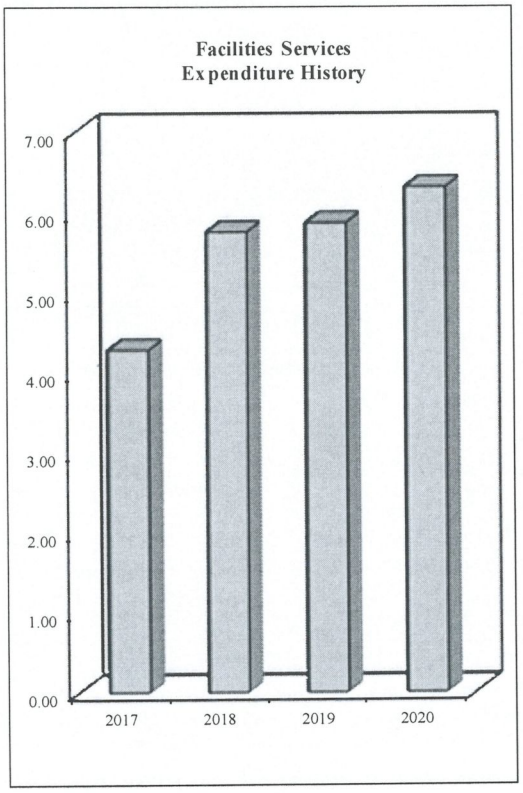

Expenditures	2017 Actual	2018 Actual	2019 Budget	2020 Budget
Salaries & Wages	1,202,214	1,273,496	1,561,854	1,591,279
Personnel Benefits	147,630	730,709	713,009	741,801
Supplies	317,346	187,054	348,000	348,000
Other Services & Charges	1,792,417	1,971,644	2,108,299	2,140,716
Intergovernmental	14,023	13,381	-	-
Capital Outlay	-	14,510	10,000	10,000
Operating Transfers Out	806,113	1,556,127	1,117,878	1,469,119
Total Expenditures	4,279,743	5,746,921	5,859,040	6,300,915
Ending Fund Equity	1,773,021	51,211	1,599,410	1,620,229
Total	6,052,764	5,798,132	7,458,450	7,921,144

Program Description:

The Facilities Services Fund was established to provide for the maintenance, major improvements, cleaning and operations of Yakima County buildings and grounds.

Major Objectives:

- To bring existing facilities into compliance with life safety codes.
- To correct past deferred maintenance.
- To provide a productive work environment for County employees.
- To provide assessable convenient facilities for customers and visitors.
- To provide for structured planned growth of County facilities.
- To insure economical operation of facilities and utilities.
- To provide competent trained facilities personnel.

Revenue/Expenditure Comment:

Resources will be dedicated to continue a three point attack on outstanding Facilities issues.

- We will continue to implement conservation programs to reduce utility costs in all our buildings, building on past successes where in some major buildings we have cut electrical and natural gas consumption in half.
- We will continue to implement programs attacking the backlog of many years of deferred maintenance aligning these programs within the framework of future modifications.
- We will continue to protect the taxpayer's assets and plan for the future replacement and growth of County Facilities by insuring funding is available to maintain the County Facility assets.

2020 Final Budget
Revenue
As of November 30, 2019

		2017 Actual	2018 Actual	2019 Current	2019 Budget	2020 Budget
Facilities Services						
REVENUES						
580 58030881001	Beg Fund Balance Unreserved				2,357,687	2,538,058
580 58034893001	Interfund Rent-Courthouse	1,230,189	1,218,875	1,118,364	1,219,231	1,219,230
580 58034893002	Interfund Rent-Youth Center	585,350	585,350	536,571	585,350	585,350
580 58034893003	Interfund Rent-Detention	1,131,738	1,247,732	1,146,906	1,251,171	1,253,899
580 58034893004	Interfund Rent-Rest Center	198,950	189,888	182,371	224,763	224,763
580 58034893005	Interfund Rent-Gen Admin	221,713	221,713	203,237	221,713	221,713
580 58034893006	Interfund Rent-1st Street	22,844	22,844	20,940	22,842	22,844
580 58034893007	Interfund Rent-Tech Services	80,550	80,550	73,838	80,550	80,550
580 58034893008	Interfund Rent-New Jail	722,060	1,167,488	1,070,197	1,167,488	1,167,488
580 58034893009	Interfund Rent-Safeway Bldg	36,815	36,238	29,351	36,815	10,440
580 58034893010	Interfund Rent-NYSO	25,720	25,720	485,247	527,200	534,249
580 58036111001	Investment Interest	35,492	41,142	38,680	10,000	10,000
580 58036111032	Gain/Loss on Investments	2,861-	12,547	1,713		
580 58036230001	Parking	50,730	44,430	47,370	53,640	52,560
580 58036250007	LT Rent-Rest Center Agency	25,813	25,813	23,662		
580 58036991001	Other Misc. Revenue	470	3,025	857		
580 58037200001	Insurance Recovery			581,754		
580 58039530001	C Comp Loss Recoveries	12		825		
580 58039700001	Operating Transfers In			1,500,000	1,500,000	
Fnd 580	Facilities Services	4,365,586	4,923,354	7,061,883	9,258,450	7,921,144

2020 Final Budget
Expenditures
As of November 30, 2019

			2017 Actual	2018 Actual	2019 Current	2019 Budget	2020 Budget
Facilities Maintenance							
Administration Non Bldg							
Reclassification & Cost Alloc.							
580 1000101		Transfers Out-Fund 315	690,000	1,435,124	2,450,000	2,800,000	1,345,347
580 1000102		Transfers Out-Debt	116,113	121,003	117,877	117,878	123,772
580 1000200		Ending Fund Balance				1,599,410	1,620,229
Obj 000	Reclassification & Cost Alloc.		806,113	1,556,127	2,567,877	4,517,288	3,089,348
Salaries							
580 1001001		Salaries & Benefits	207,291	241,787	224,960	1,441,354	1,475,279
580 1001002		Salaries-Overtime	10,533	13,187	13,369	50,000	56,000
580 1001003		Salaries-Extra Help			99	35,000	35,000
580 1001009		Call out/ Standby	22,084	21,254	18,203	35,500	25,000
Obj 001	Salaries		239,908	276,229	256,631	1,561,854	1,591,279
Personnel Benefits							
580 1002002		Benfits Direct	92,782	108,915	106,983	713,009	741,801
580 1002003		Benefits-Indirect	58,422	65,533	71,253		
580 1002004		Benefits-Bank Accruals		42			
580 1002005		Benefits-Pension Expense	377,951-	192,493			
Obj 002	Personnel Benefits		226,747-	366,983	178,236	713,009	741,801
Supplies							
580 1003101		Office & Operating Supplies	552	3,466	1,027	16,000	16,000
580 1003105		Operating Supplies	13,800	64,261	57,058	306,000	306,000
580 1003201		Fuel Consumed		34		5,000	5,000
580 1003501		Small Tools & Minor Equipmen	430	7,972	1,646	11,000	11,000
580 1003590		Small Attrac Computer/Monito		10,788	4,070	10,000	10,000
Obj 003	Supplies		14,782	86,521	63,800	348,000	348,000
Other Services - Charges							
580 1004101		Professional Services	97	12	479	16,000	18,000
580 1004137		Prof Serv-Program Support	53,346	57,458	54,335	59,274	60,050
580 1004191		Prof Serv-Purchasing	14,511	13,760	13,428	14,649	15,892
580 1004192		Prof Serv-Tech Services	58,951	46,177	52,117	56,855	81,678
580 1004201		Communications-Telephone	3,489	3,569	4,868	6,500	6,500
580 1004202		Communications-Postage	227	90	40	550	550
580 1004219		Phone Charges Allocated	1,296	1,296	1,188	1,296	1,296
580 1004301		Travel			361	500	500
580 1004401		Advertising	1,125	540	363	1,200	1,200
580 1004501		Operating Rental & Leases	28,678	32,771	26,038	202,001	210,000
580 1004690		Insurance-Interfund	33,789	32,849	43,340	47,280	27,877
580 1004701		Utilties-Services	2,870	3,033		1,397,934	1,411,913

2020 Final Budget
Expenditures
As of November 30, 2019

		2017 Actual	2018 Actual	2019 Current	2019 Budget	2020 Budget
Facilities Maintenance						
Administration Non Bldg						
Other Services - Charges						
580 1004801	Repair & Maintenance	9,892	5,124	1,750	245,000	245,000
580 1004901	Miscellaneous	737	314	380	24,260	24,260
580 1004957	Inter Gov Prof Services				5,000	5,000
580 1004958	Tax / Operating Assessments				10,000	10,000
Obj 004	Other Services - Charges	209,008	196,994	198,688	2,088,299	2,119,716
Capital Outlay						
580 1006401	Machinery & Equipment		7,052		10,000	10,000
Obj 006	Capital Outlay		7,052		10,000	10,000
Other						
580 1009101	Depreciation/Amortization	18,744	20,881		20,000	21,000
Obj 009	Other	18,744	20,881		20,000	21,000
Sub 100	Administration Non Bldg	1,061,808	2,510,787	3,265,231	9,258,450	7,921,144
#1 Courthouse 1941						
Salaries						
580 1011001	Salaries & Benefits	89,824	90,879	65,544		
580 1011002	Salaries-Overtime	3,435	3,886	763		
580 1011003	Salaries-Extra Help		1,290	7,338		
Obj 001	Salaries	93,259	96,055	73,645		
Personnel Benefits						
580 1012002	Benefits-Direct	35,438	40,237	30,931		
580 1012003	Benefits-Indirect	26,106	26,896	20,621		
Obj 002	Personnel Benefits	61,544	67,133	51,551		
Supplies						
580 1013101	Office & Operating Supplies	477	207			
580 1013105	Operating Supplies	45,671	14,602	2,003		
580 1013501	Small Tools & Minor Equipmen	2,351	7,805	118		
Obj 003	Supplies	48,499	22,614	2,120		
Other Services - Charges						
580 1014101	Professional Services	598	312			
580 1014202	Communications-Postage		10			
580 1014701	Utilities-Services	79,564	73,303	68,221		

2020 Final Budget
Expenditures
As of November 30, 2019

		2017 Actual	2018 Actual	2019 Current	2019 Budget	2020 Budget
Facilities Maintenance						
#1 Courthouse 1941						
Other Services - Charges						
580 1014801	Repairs & Maintenance	7,230	10,867	5,437		
580 1014901	Miscellaneous	2,556	2,362	2,287		
580 1014958	Tax / Operating Assessments			1,272		
Obj 004	Other Services - Charges	89,948	86,854	77,216		
Intergovernmental Services						
580 1015101	C Intergov Prof Serv	179	385			
580 1015301	C External Tax & Assessments	795	775			
Obj 005	Intergovernmental Services	974	1,160			
Sub 101	#1 Courthouse 1941	294,224	273,816	204,533		
#2 Courthouse 1962						
Salaries						
580 1021001	Salaries & Benefits	130,898	136,633	149,482		
580 1021002	Salaries-Overtime	3,970	9,860	9,840		
580 1021003	Salaries-Extra Help		1,312	9,458		
Obj 001	Salaries	134,869	147,805	168,780		
Personnel Benefits						
580 1022002	Benefits-Direct	51,193	61,990	70,888		
580 1022003	Benefits-Indirect	37,719	41,386	47,258		
Obj 002	Personnel Benefits	88,912	103,376	118,146		
Supplies						
580 1023101	Office & Operating Supplies	453	5,430	5,265		
580 1023105	Operating Supplies	28,777	7,665	13,205		
580 1023501	Small Tools & Minor Equipmen	1,278	2,171	1,388		
Obj 003	Supplies	30,509	15,267	19,858		
Other Services - Charges						
580 1024101	Professional Services	10,683	3,601	2,350		
580 1024701	Utilities-Services	141,060	146,358	104,199		
580 1024801	Repairs & Maintenance	30,249	56,983	60,548		
580 1024901	Miscellaneous	9	1,237	912		
580 1024958	Tax / Operating Assessments			1,272		
Obj 004	Other Services - Charges	182,001	208,180	169,281		

2020 Final Budget
Expenditures
As of November 30, 2019

			2017 Actual	2018 Actual	2019 Current	2019 Budget	2020 Budget
Facilities Maintenance							
#2 Courthouse 1962							
Intergovernmental Services							
580 1025101		C Intergov Prof Serv	338	540			
580 1025301		C External Tax & Assessments	1,074	1,653			
Obj 005	Intergovernmental Services		1,412	2,193			
Sub 102	#2 Courthouse 1962		437,702	476,820	476,066		
#3 County Corrections center							
Salaries							
580 1031001		Salaries & Benefits	69,409	67,261	85,806		
580 1031002		Salaries-Overtime	6,374	2,974	5,453		
580 1031003		Salaries-Extra Help			50		
Obj 001	Salaries		75,783	70,235	91,309		
Personnel Benefits							
580 1032002		Benefits-Direct	28,799	29,494	38,349		
580 1032003		Benefits-Indirect	21,208	19,687	25,566		
580 1032004		Benefits-Bank Accruals		120			
Obj 002	Personnel Benefits		50,007	49,301	63,915		
Supplies							
580 1033101		Office & Operating Supplies	689	234	597		
580 1033105		Operating Supplies	41,696	7,142	919		
580 1033201		Fuel Consumed	181	622	10		
580 1033501		Small Tools & Minor Equipmen	1,618	1,366	4,036		
Obj 003	Supplies		44,185	9,364	5,563		
Other Services - Charges							
580 1034101		Professional Services	414	3,112	5,725		
580 1034201		Communications-Telephone	1,313	311	46		
580 1034202		Communications-Postage	9	42	36		
580 1034501		Operating Rental & Leases			11		
580 1034701		Utilities-Services	267,149	301,981	229,568		
580 1034801		Repairs & Maintenance	48,600	67,762	57,592		
580 1034901		Miscellaneous	6	264	838		
Obj 004	Other Services - Charges		317,492	373,473	293,816		
Intergovernmental Services							
580 1035101			258				
Obj 005	Intergovernmental Services		258				

2020 Final Budget
Expenditures
As of November 30, 2019

		2017 Actual	2018 Actual	2019 Current	2019 Budget	2020 Budget
Facilities Maintenance						
Sub 103	#3 County Corrections center	487,725	502,373	454,603		
#4 General Admin Bldg						
Salaries						
580 1041001	Salaries & Benefits	29,066	43,531	22,776		
580 1041002	Salaries-Overtime	1,811	430	1,057		
580 1041003	Salaries-Extra Help		199	4,722		
Obj 001	Salaries	30,877	44,159	28,555		
Personnel Benefits						
580 1042002	Benefits-Direct	11,880	18,517	11,993		
580 1042003	Benefits-Indirect	8,370	12,365	7,995		
Obj 002	Personnel Benefits	20,250	30,882	19,989		
Supplies						
580 1043105	Operating Supplies	9,841	1,829	127		
580 1043501	Small Tools & Minor Equipmen		107	608		
Obj 003	Supplies	9,841	1,936	735		
Other Services - Charges						
580 1044101	Professional Services	112	867	373		
580 1044301	Travel		136			
580 1044701	Utilities-Services	62,272	60,260	48,238		
580 1044801	Repairs & Maintenance	10,703	12,904	8,023		
580 1044901	Miscellaneous	792	786	748		
Obj 004	Other Services - Charges	73,879	74,953	57,382		
Intergovernmental Services						
580 1045101	C Intergov Prof Serv	90	261			
580 1045301	C External Tax & Assessments	618	466			
Obj 005	Intergovernmental Services	708	728			
Sub 104	#4 General Admin Bldg	135,555	152,658	106,661		
#5 Main Jail						
Salaries						
580 1051001	Salaries & Benefits	151,268	177,258	150,099		
580 1051002	Salaries-Overtime	14,686	6,885	7,275		
580 1051003	Salaries-Extra Help		85	815		
580 1051009	Call Out	578	70			

2020 Final Budget
Expenditures
As of November 30, 2019

		2017 Actual	2018 Actual	2019 Current	2019 Budget	2020 Budget
Facilities Maintenance						
#5 Main Jail						
Obj 001	Salaries	166,531	184,298	158,189		
Personnel Benefits						
580 1052002	Benefits-Direct	63,265	77,245	66,439		
580 1052003	Benefits-Indirect	46,608	51,590	44,293		
Obj 002	Personnel Benefits	109,874	128,834	110,732		
Supplies						
580 1053101	Office & Operating Supplies	913	1,031	325		
580 1053105	Operating Supplies	50,984	8,638	5,302		
580 1053201	Fuel Consumed	561	714			
580 1053501	Small Tools & Minor Equipmen	2,528	2,284	2,259		
Obj 003	Supplies	54,986	12,667	7,886		
Other Services - Charges						
580 1054101	Professional Services	146	3,455	325		
580 1054202	Communications-Postage	13	130	251		
580 1054701	Utilities-Services	410,467	403,412	312,657		
580 1054801	Repairs & Maintenance	48,431	94,851	60,622		
580 1054901	Miscellaneous	697	1,393	558		
580 1054958	Tax / Operating Assessments			819		
Obj 004	Other Services - Charges	459,754	503,241	375,231		
Intergovernmental Services						
580 1055101	C Intergov Prof Serv	381	652			
580 1055301	C External Tax & Assessments	1,339	1,306			
Obj 005	Intergovernmental Services	1,720	1,958			
Sub 105	#5 Main Jail	792,865	830,999	652,038		
#6 Jail Annex						
Salaries						
580 1061001	Salaries & Benefits	40,512	46,835	24,332		
580 1061002	Salaries-Overtime	2,943	2,461	1,218		
Obj 001	Salaries	43,455	49,296	25,550		
Personnel Benefits						
580 1062002	Benefits-Direct	16,515	20,677	10,731		
580 1062003	Benefits-Indirect	12,162	13,803	7,154		

2020 Final Budget
Expenditures
As of November 30, 2019

		2017 Actual	2018 Actual	2019 Current	2019 Budget	2020 Budget
Facilities Maintenance						
#6 Jail Annex						
Obj 002	Personnel Benefits	28,677	34,480	17,885		
Supplies						
580 1063105	Operating Supplies	12,187	935	110		
580 1063501	Small Tools & Minor Equipmen	330	11			
580 1063590	Small Attract Computer/Monit	76				
Obj 003	Supplies	12,592	947	110		
Other Services - Charges						
580 1064101	Professional Services	146	920	64		
580 1064202	Communications-Postage			13		
580 1064701	Utilities-Services	74,090	85,602	91,224		
580 1064801	Repairs & Maintenance	27,231	31,519	26,964		
580 1064958	Tax / Operating Assessments			669		
Obj 004	Other Services - Charges	101,468	118,041	118,933		
Intergovernmental Services						
580 1065101	C Intergov Prof Serv	280	243			
Obj 005	Intergovernmental Services	280	243			
Sub 106	#6 Jail Annex	186,472	203,006	162,479		
#7 Juvenile Justice Center						
Salaries						
580 1071001	Salaries & Benefits	104,919	94,315	70,215		
580 1071002	Salaries-Overtime	4,645	2,051	2,612		
580 1071003	Salaries-Extra Help		454	3,928		
Obj 001	Salaries	109,564	96,819	76,755		
Personnel Benefits						
580 1072002	Benefits-Direct	41,636	40,580	32,237		
580 1072003	Benefits-Indirect	30,668	27,109	21,491		
Obj 002	Personnel Benefits	72,304	67,689	53,728		
Supplies						
580 1073101	Office & Operating Supplies	201	491	379		
580 1073105	Operating Supplies	28,564	8,125	529		
580 1073201	Fuel Consumed	173	217			
580 1073501	Small Tools & Minor Equipmen	3,576	2,533	646		

2020 Final Budget
Expenditures
As of November 30, 2019

		2017 Actual	2018 Actual	2019 Current	2019 Budget	2020 Budget
Facilities Maintenance						
#7 Juvenile Justice Center						
Supplies						
580 1073590	Small Attract Computer/Monit		3,316	3,967		
Obj 003	Supplies	32,514	14,681	5,520		
Other Services - Charges						
580 1074101	Professional Services	73	3,232	4,932		
580 1074202	Communications-Postage		7	13		
580 1074701	Utilities-Services	150,204	160,495	122,366		
580 1074801	Repairs & Maintenance	18,533	27,168	19,602		
580 1074901	Miscellaneous	1,892	1,429	720		
Obj 004	Other Services - Charges	170,702	192,331	147,633		
Intergovernmental Services						
580 1075101	C Intergov Prof Serv	1,161	474			
580 1075301	C External Tax & Assessments	3,157	3,079			
Obj 005	Intergovernmental Services	4,318	3,552			
Capital Outlay						
580 1076401	Machinery & Equipment		7,458			
Obj 006	Capital Outlay		7,458			
Sub 107	#7 Juvenile Justice Center	389,402	382,530	283,636		
#8 Restitution Center						
Salaries						
580 1081001	Salaries & Benefits	69,006	46,163	32,500		
580 1081002	Salaries-Overtime	2,228	1,047	1,354		
580 1081003	Salaries-Extra Help		234	1,297		
Obj 001	Salaries	71,235	47,444	35,152		
Personnel Benefits						
580 1082002	Benefits-Direct	27,071	19,880	14,764		
580 1082003	Benefits-Indirect	19,938	13,279	9,842		
Obj 002	Personnel Benefits	47,008	33,159	24,606		
Supplies						
580 1083101	Office & Operating Supplies	752	374	383		
580 1083105	Operating Supplies	10,399	1,666	90		
580 1083201	Fuel Consumed	572	838			

2020 Final Budget
Expenditures
As of November 30, 2019

		2017 Actual	2018 Actual	2019 Current	2019 Budget	2020 Budget
Facilities Maintenance						
#8 Restitution Center						
Supplies						
580 1083501	Small Tools & Minor Equipmen	393	1,247	127		
580 1083590	Small Attract Computer/Monit			2,075		
Obj 003	Supplies	12,115	4,125	2,674		
Other Services - Charges						
580 1084101	Professional Services	88	2,463	1,575		
580 1084501	Operating Rental & Leases	290	594	238		
580 1084701	Utilities-Services	76,962	78,993	56,183		
580 1084801	Repairs & Maintenance	12,009	22,109	18,997		
580 1084901	Miscellaneous	2,148	2,009	1,491		
Obj 004	Other Services - Charges	91,497	106,169	78,484		
Intergovernmental Services						
580 1085101	C Intergov Prof Serv	453				
Obj 005	Intergovernmental Services	453				
Sub 108	#8 Restitution Center	222,308	190,897	140,916		
#9 Facilites Services Bldg						
Salaries						
580 1091001	Salaries & Benefits	57,387	35,008	24,654		
580 1091002	Salaries-Overtime	4,140	3,026	2,187		
580 1091003	Salaries-Extra Help		113	603		
Obj 001	Salaries	61,527	38,147	27,444		
Personnel Benefits						
580 1092002	Benefits-Direct	23,381	15,989	11,526		
580 1092003	Benefits-Indirect	17,227	10,681	7,684		
Obj 002	Personnel Benefits	40,608	26,670	19,211		
Supplies						
580 1093101	Office & Operating Supplies	13,893	5,538	2,701		
580 1093105	Operating Supplies	32,259	3,002	347		
580 1093201	Fuel Consumed	38				
580 1093501	Small Tools & Minor Equipmen	5,778	4,946	1,633		
580 1093502	Computer Software	190				
580 1093590	Small Attract Computer/Monit			2,047		
Obj 003	Supplies	52,158	13,487	6,728		

2020 Final Budget
Expenditures
As of November 30, 2019

		2017 Actual	2018 Actual	2019 Current	2019 Budget	2020 Budget
Facilities Maintenance						
#9 Facilites Services Bldg						
Other Services - Charges						
580 1094101	Professional Services	10,558	2,326	1,623		
580 1094201	Communications-Telephone	816	2,623	2,835		
580 1094202	Communications-Postage			9		
580 1094401	Advertising	654	55	765		
580 1094501	Operating Rental & Leases	51	2,254	2,807		
580 1094701	Utilities-Services	24,538	24,953	16,492		
580 1094801	Repairs & Maintenance	5,754	15,705	18,019		
580 1094901	Miscellaneous	4,760	5,259	4,635		
580 1094958	Tax / Operating Assessments			6,906		
Obj 004	Other Services - Charges	47,131	53,175	54,091		
Intergovernmental Services						
580 1095101	C Intergov Prof Serv		125			
580 1095301	C External Tax & Assessments	2,173	2,153			
Obj 005	Intergovernmental Services	2,173	2,278			
Sub 109	#9 Facilites Services Bldg	203,596	133,758	107,474		
#12 First Street Conf/ Morgue						
Salaries						
580 1121001	Salaries & Benefits	6,468	5,847	5,374		
580 1121002	Salaries-Overtime	707	147	180		
580 1121003	Salaries-Extra Help		64	1,354		
Obj 001	Salaries	7,175	6,058	6,908		
Personnel Benefits						
580 1122002	Benefits-Direct	2,727	2,543	2,901		
580 1122003	Benefits-Indirect	2,009	1,697	1,934		
Obj 002	Personnel Benefits	4,736	4,239	4,835		
Supplies						
580 1123105	Operating Supplies	1,840	24			
Obj 003	Supplies	1,840	24			
Other Services - Charges						
580 1124101	Professional Services	211	430			
580 1124701	Utilities-Services	9,949	7,020	3,780		
580 1124801	Repairs & Maintenance	12	716	686		
580 1124901	Miscellaneous			125		

2020 Final Budget
Expenditures
As of November 30, 2019

		2017 Actual	2018 Actual	2019 Current	2019 Budget	2020 Budget
Facilities Maintenance						
#12 First Street Conf/ Morgue						
Obj 004	Other Services - Charges	10,172	8,166	4,591		
Intergovernmental Services						
580 1125301	C External Tax & Assessments	280	273			
Obj 005	Intergovernmental Services	280	273			
Sub 112	#12 First Street Conf/ Morgue	24,202	18,760	16,334		
#13 Technology Services						
Salaries						
580 1131001	Salaries & Benefits	7,525	11,538	10,526		
580 1131002	Salaries-Overtime	166	674	165		
580 1131003	Salaries-Extra Help		106	397		
Obj 001	Salaries	7,692	12,318	11,088		
Personnel Benefits						
580 1132002	Benefits-Direct	2,923	5,171	4,657		
580 1132003	Benefits-Indirect	2,154	3,446	3,105		
Obj 002	Personnel Benefits	5,076	8,617	7,762		
Supplies						
580 1133105	Operating Supplies	819	403	176		
580 1133501	Small Tools & Minor Equipmen		312	15		
Obj 003	Supplies	819	714	191		
Other Services - Charges						
580 1134101	Professional Services	964	1,026			
580 1134501	Operating Rental & Leases		30			
580 1134701	Utilities-Services	14,404	16,813	17,554		
580 1134801	Repairs & Maintenance	3	3,535	1,373		
580 1134901	Miscellaneous	260	32	75		
Obj 004	Other Services - Charges	15,631	21,437	19,001		
Intergovernmental Services						
580 1135301	External Tax & Assessments	828	832			
Obj 005	Intergovernmental Services	828	832			
Sub 113	#13 Technology Services	30,046	43,919	38,042		

2020 Final Budget
Expenditures
As of November 30, 2019

		2017 Actual	2018 Actual	2019 Current	2019 Budget	2020 Budget
Facilities Maintenance						
18th Street Shop						
Salaries						
580 1141001	Salaries & Benefits	49	1,230	39		
Obj 001	Salaries	49	1,230	39		
Personnel Benefits						
580 1142002	Benefits-Direct	19	516	17		
580 1142003	Benefits-Indirect	14	344	11		
Obj 002	Personnel Benefits	32	861	28		
Other Services - Charges						
580 1144801	Repair & Maintenance	1,700	896	1,425		
Obj 004	Other Services - Charges	1,700	896	1,425		
Intergovernmental Services						
580 1145101	C Intergo Prof Services		164			
Obj 005	Intergovernmental Services		164			
Sub 114	18th Street Shop	1,781	3,150	1,492		
Terrace Heights						
Salaries						
580 1151001	Salaries & Benefits	71	121	535		
580 1151002	Salaries-Overtime			20		
Obj 001	Salaries	71	121	554		
Personnel Benefits						
580 1152002	Benefits-Direct	27	51	233		
580 1152003	Benefits-Indirect	20	34	155		
Obj 002	Personnel Benefits	47	85	388		
Sub 115	Terrace Heights	118	206	943		
Performance Park						
Salaries						
580 1161001	Salaries & Benefits	1,163	2,800	2,153		
580 1161002	Salaries-Overtime		84	177		
Obj 001	Salaries	1,163	2,884	2,330		

2020 Final Budget
Expenditures
As of November 30, 2019

		2017 Actual	2018 Actual	2019 Current	2019 Budget	2020 Budget
Facilities Maintenance						
Performance Park						
Personnel Benefits						
580 1162002	Benefits-Direct	442	1,211	979		
580 1162003	Benefits-Indirect	326	807	652		
Obj 002	Personnel Benefits	768	2,019	1,631		
Supplies						
580 1163101	Office & Operating Supplies	910	39			
580 1163501	Small Tools & Minor Equipmen		87			
Obj 003	Supplies	910	125			
Other Services - Charges						
580 1164501	Operating Rental & Leases			83		
580 1164701	Utilities-Services	2,222	1,926	2,372		
580 1164801	Repair & Maintenance	1,070	2,195	1,936		
Obj 004	Other Services - Charges	3,293	4,121	4,390		
Sub 116	Performance Park	6,133	9,149	8,352		
SAR Building						
Salaries						
580 1181001	Salaries &Wages		141	2,327		
580 1181002	Salaries-Overtime		256			
Obj 001	Salaries		397	2,327		
Personnel Benefits						
580 1182002	Benefits-Direct		167	978		
580 1182003	Benefits-Indirect		111	652		
Obj 002	Personnel Benefits		278	1,629		
Supplies						
580 1183501	Small Tools & Minor Equipmen			52		
Obj 003	Supplies			52		
Other Services - Charges						
580 1184801	Repair & Maintenance			107		
Obj 004	Other Services - Charges			107		
Sub 118	SAR Building		674	4,116		

2020 Final Budget
Expenditures
As of November 30, 2019

		2017 Actual	2018 Actual	2019 Current	2019 Budget	2020 Budget
Facilities Maintenance						
YSO Building						
Salaries						
580 1191001	Salaries &Wages	4,276	10,258	37,243		
580 1191002	Salaries-Overtime		398	799		
Obj 001	Salaries	4,276	10,656	38,042		
Personnel Benefits						
580 1192002	Benefits-Direct	1,625	4,475	15,978		
580 1192003	Benefits-Indirect	1,197	2,983	10,652		
Obj 002	Personnel Benefits	2,822	7,458	26,629		
Supplies						
580 1193101	Office & Operating Supplies	1,596	4,528	5,947		
580 1193201	Fuel Consumed		55			
580 1193501	Small Tools & Minor Equipmen			3,271		
Obj 003	Supplies	1,596	4,583	9,218		
Other Services - Charges						
580 1194101	Professional Services			5,580		
580 1194201	Communication-Telephone			384		
580 1194501	Operating Rental & Leases			162,621		
580 1194701	Utilities-Services			33,042		
580 1194801	Repair & Maintenance		2,732	7,012		
580 1194901	Miscellaneous			306		
Obj 004	Other Services - Charges		2,732	208,945		
Sub 119	YSO Building	8,694	25,429	282,835		
YC Fairgrounds						
Salaries						
580 1201001	Salaries & Benefits	254	155			
580 1201002	Salaries-Overtime	43				
Obj 001	Salaries	298	155			
Personnel Benefits						
580 1202002	Benefits-Direct	113	65			
580 1202003	Benefits-Indirect	83	43			
Obj 002	Personnel Benefits	196	108			

2020 Final Budget
Expenditures
As of November 30, 2019

		2017 Actual	2018 Actual	2019 Current	2019 Budget	2020 Budget
Facilities Maintenance						
YC Fairgrounds						
Intergovernmental Services						
580 1205301		620				
Obj 005	Intergovernmental Services	620				
Sub 120	YC Fairgrounds	1,114	263			
Sheriff Precinct 3						
Salaries						
580 1221001	Salaries &Wages			1,847		
Obj 001	Salaries			1,847		
Personnel Benefits						
580 1222002	Benefits-Direct			776		
580 1222003	Benefits-Indirect			517		
Obj 002	Personnel Benefits			1,293		
Supplies						
580 1223101	Office Supplies			121		
580 1223501	Small Tools & Minor Equipmen			18		
Obj 003	Supplies			140		
Other Services - Charges						
580 1224801	Repair and Maintenance			291		
Obj 004	Other Services - Charges			291		
Sub 122	Sheriff Precinct 3			3,571		
Property Mgmy Division						
Salaries						
580 2151001	Salaries & Benefits	71	161			
Obj 001	Salaries	71	161			
Personnel Benefits						
580 2152002	Benefits-Direct	32	76			
580 2152003	Benefits-Indirect	11	24			
Obj 002	Personnel Benefits	43	100			
Sub 200	Property Mgmy Division	114	262			

2020 Final Budget
Expenditures
As of November 30, 2019

		2017 Actual	2018 Actual	2019 Current	2019 Budget	2020 Budget
Facilities Maintenance						
Salary/Benefit						
Salaries						
580 9991001	Salaries & Benefits	138,081	182,088	231,775		
580 9991002	Salaries-Overtime	18	282	429		
580 9991010	Accrued Annual Leave	16,314	6,657	10,450-		
Obj 001	Salaries	154,413	189,028	221,754		
Personnel Benefits						
580 9992002	Benefits-Direct	141,849	129,294	148,119		
580 9992003	Benefits-Indirect	300,497-	329,846-	301,451-		
580 9992004	Benefits-Bank Accruals	120	1,012-	1,512		
Obj 002	Personnel Benefits	158,527-	201,563-	151,820-		
Sub 900	Salary/Benefit	4,114-	12,535-	69,934		
Sub 580	Facilities Services	4,279,743	5,746,921	6,279,254	9,258,450	7,921,144
Fnd 580	Facilities Services	4,279,743	5,746,921	6,279,254	9,258,450	7,921,144

Equipment Rental & Revolving Fund

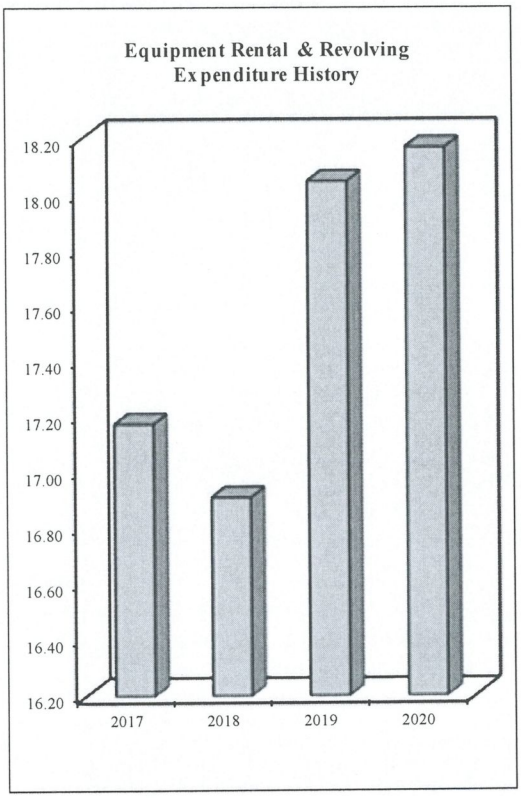

Expenditures	2017 Actual	2018 Actual	2019 Budget	2020 Budget
Equipment Rental	11,405,362	11,356,516	12,044,431	12,202,392
Central Stores	4,417,603	4,212,372	4,486,600	4,449,388
Mechanical Shop	1,143,868	1,340,288	1,511,490	1,511,594
ER&R Facility	-	-	-	-
Fabrication Shop	204,457	-	-	-
Total Expenditures	17,171,290	16,909,176	18,042,521	18,163,374
Ending Fund Equity	9,994,748	8,270,502	8,490,827	3,662,440
Total	27,166,038	25,179,678	26,533,348	21,825,814

Program Description:

Equipment Rental and Revolving Fund is established to increase government efficiency by allowing departments to replace equipment at the end of the equipment useful cycle.

This fund is responsible for a variety of other functions which includes the purchase, maintenance, and repair of Yakima County Assets; The operation and maintenance of two Road Maintenance Facilities: the permitting and operation of twelve County owned pits and quarries, and educating and promoting safety in the workplace by providing training to County Road employees.

Major Objectives:

- Providing equipment to ensure low maintenance and operations costs while providing modern efficient equipment for use by County Departments.
- Ensuring worker training and safety through education and self-awareness.
- Reclamation and operation of Quarries and Pit-Sites that meet or exceed state requirements and ensuring adequate mineral resources needed for Yakima County Road Construction and Maintenance projects.

Revenue/Expenditure Comment:

Funding for this program comes from rental rates charged for use of equipment, central stores, and facilities.

2020 Final Budget
Revenue
As of November 30, 2019

			2017 Actual	2018 Actual	2019 Current	2019 Budget	2020 Budget
Equipment Rental and Revolving							
REVENUES							
591 59130800001		Begin Unreserv Fund Balance				12,766,100	7,297,000
591 59136111001		Investment Interest	70,327	96,403	78,284	60,000	60,000
591 59136111032		Gain/Loss on Investments	1,514-	7,861	17,910		
591 59136140007		Interest - Interfund	54,415	47,582	20,229	47,582	45,000
591 59136210001		Equipment/Vehicle Rent-Sht T	6,469,542	6,657,007	6,788,623	6,103,000	6,600,000
591 59136910001		Sale of Scrap & Junk	2,214	5,295		2,281	2,000
591 59136981001		Cashier Long/Short		5			
591 59136991001		Other Misc Revenue	9	2			
591 59137910002		Capital Contrb-Interfund	8,929	688,290		9,197	
591 59138880001	C	Prior Years Correction	395,993				
591 59139510001		Proceeds from Sale/Fixed Ass	78,908	92,535		200,000	200,000
591 59139510002		Proceeds From Trade In Value	913,950	124,000	286,000	150,000	500,000
591 59139520001		Comp Loss/Impairment Insuran	51,597	57,852	12,609	53,145	22,000
591 59139540001		Gain (Loss) on Disp-Cap Asse	904,073-				
591 59139570001	C	Cost of Disposal Capital Ass	2,300-	256,263-		50,000-	
592 59230800001		Beginning Fund Balance				3,287,100	3,442,814
592 59234175002		Sales Plans NT		40	20		
592 59234820001		Sales of Road Materials	717,052	420,110	134,331	500,000	300,000
592 59234820002		Sale of CR screenings	17,137	673	68	1,000	1,000
592 59234820003		Sale of Top/Base Coarse	33,439	22,315	6,259	10,000	10,000
592 59234820007		Sale of Screenings	80	15	206		
592 59234820008		Sale of Rip Rap	39	18	2		1,000
592 59234820009		Sale of Pit Run	5,184		809	2,000	
592 59234840001		Sales of Parts	788,947	722,400	35,055	800,000	800,000
592 59234850001		Sales of Fuel	846,747	965,355	37,383	850,000	850,000
592 59234870001		Other Sales of Merchandise	57,016	74,276		60,000	75,000
592 59234870002		Other Sales - Oil	21,881	20,125	4,842	12,000	15,000
592 59234870003		Other Sales - Signs	5,041	13,713	10,619	20,000	5,000
592 59236111001		Investment Interest	26,258	44,142	41,898	15,000	15,000
592 59236111032		Gain/Loss on Investments	470-	1,610-	8,220		
592 59236290001		Other Rent & Use Charges	500	500	500	515	
592 59236910001		Sale of Scrap & Junk	546	916	987	562	500
592 59239700001		Operating Transfers In	191,275				
595 59530800001		Begin Unreserv Fund Balance				339,275	122,500
595 59534830001		Vehicle/Equipment Repair Chg	668,262	918,803	882,315	664,900	850,000
595 59536111001		Investment Interest	2,487	7,669	12,954	2,562	
595 59536111032		Gain/Loss on Investments	180-	82-	272	185-	
595 59536250001		Space/Facility Lease-Lng Ter	597,682	597,682	547,876	615,613	600,000
595 59536250004		Space/Facility Lease-Eleph M	11,701	11,701	11,701		
595 59536550021		Space/Rental - Elephant Mtn				11,701	12,000
595 59536910001		Sale of Scrap & Junk		131			
595 59536991045		Misc. Reimb of Cost			583		
595 59538880001		Prior Years Correction	395,993-				
597 59734870001		Sales of Merchandise	8,682				
597 59736111001		Investment Interest	56				
Fnd 590		Equipment Rental and Revolving	10,741,367	11,339,459	8,940,554	26,533,348	21,825,814

2020 Final Budget
Expenditures
As of November 30, 2019

		2017 Actual	2018 Actual	2019 Current	2019 Budget	2020 Budget
Equipment Rental & Revolving						
Administration						
Reclassification & Cost Alloc.						
591 1000200	Ending Fund Balance				7,296,874	2,523,608
Obj 000	Reclassification & Cost Alloc.				7,296,874	2,523,608
Salaries						
591 1001001	Salaries & Benefits	179,239	168,897	140,209	184,929	190,500
591 1001002	Salaries-Overtime	3,158	4,317	565	3,253	4,000
591 1001003	Salaries-Extra Help			978		
Obj 001	Salaries	182,397	173,213	141,752	188,182	194,500
Personnel Benefits						
591 1002002	Benefits-Direct	76,132	75,025	66,764	78,416	80,000
591 1002003	Benefits-Indirect	24,433	22,332	18,363	25,167	26,425
Obj 002	Personnel Benefits	100,566	97,356	85,127	103,583	106,425
Supplies						
591 1003101	Office & Operating Supplies	9	2,500	16	10,000	2,000
591 1003501	Small Tools & Minor Equipmen	209	54		215	500
591 1003502	Computer Software	2				
Obj 003	Supplies	220	2,555	16	10,215	2,500
Other Services - Charges						
591 1004101	Professional Services	4,010	5,394		4,130	4,337
591 1004125	Prof Serv-Indirect Costs	53,822	56,657	62,533	68,218	71,629
591 1004191	Prof Serv-Purchasing Serv	15,287	10,408	10,193	11,120	11,676
591 1004192	Prof Serv-Info Services	24,608	32,706	52,247	42,695	44,830
591 1004201	Communications-Telephone	2,243	2,552	1,953	2,310	2,426
591 1004301	Travel	21	1,957	463		4,500
591 1004401	Advertising			74	3,000	
591 1004501	Operating Rental & Leases	228,436	228,740	209,400	235,289	235,289
591 1004901	Miscellaneous	5,201	2,884	1,293	5,500	5,500
Obj 004	Other Services - Charges	333,628	341,298	338,156	372,262	380,187
Sub 100	Administration	616,811	614,423	565,052	7,971,116	3,207,220
Prior Period Corrections						
Reclassification & Cost Alloc.						
591 5870591		100,000			103,000	
Obj 000	Reclassification & Cost Alloc.	100,000			103,000	

2020 Final Budget
Expenditures
As of November 30, 2019

		2017 Actual	2018 Actual	2019 Current	2019 Budget	2020 Budget
Equipment Rental & Revolving						
Sub 588	Prior Period Corrections	100,000			103,000	
Depreciation						
Other						
591 6309101	Depreciation/Amortization	3,141,546	2,674,734		3,235,792	3,250,000
Obj 009	Other	3,141,546	2,674,734		3,235,792	3,250,000
Sub 630	Depreciation	3,141,546	2,674,734		3,235,792	3,250,000
EQ Operations						
Salaries						
591 6801001	Salaries & Wages	3,677	1,419	3,352	3,787	4,000
591 6801002	Salaries-Overtime	109	63	178	112	
591 6801003	Salaries-Extra Help	3,197		2,452	3,293	
Obj 001	Salaries	6,984	1,482	5,982	7,192	4,000
Personnel Benefits						
591 6802002	Benefits-Direct	2,248	710	2,070	2,315	
591 6802003	Benefits-Indirect	568	219	420	585	
Obj 002	Personnel Benefits	2,816	929	2,490	2,900	
Supplies						
591 6803101	Office & Operating Supplies	953,855	890,402	693,205	1,000,000	1,000,000
591 6803201	Fuel Consumed	926,164	1,151,501	1,080,755	850,000	850,000
591 6803501	Small Tools & Minor Equipmen		2,333	6,123		3,000
Obj 003	Supplies	1,880,019	2,044,236	1,780,084	1,850,000	1,853,000
Other Services - Charges						
591 6804101	Professional Services	1,019	12,065		24,000	15,000
591 6804201	Communication-Telephone	40,643	47,954	50,642	25,000	50,000
591 6804202	Communication-Postage	14	11		14	
591 6804401	Advertising	294			303	
591 6804501	Operating Rentals & Leases	7,089	4,810	4,343	8,000	5,000
591 6804690	Liability Insurance	55,318	75,737	32,110	35,029	36,780
591 6804801	Repairs & Maintenance	1,592,656	1,963,381	1,737,479	2,000,000	1,800,000
591 6804901	Miscellaneous		5,402	93		5,000
Obj 004	Other Services - Charges	1,697,033	2,109,360	1,824,666	2,092,346	1,911,780
Sub 680	EQ Operations	3,586,851	4,156,007	3,613,222	3,952,438	3,768,780

2020 Final Budget
Expenditures
As of November 30, 2019

		2017 Actual	2018 Actual	2019 Current	2019 Budget	2020 Budget
Equipment Rental & Revolving						
Capital Outlay						
Capital Outlay						
591 9406401	Machinery & Equipment	3,960,154	3,911,353	2,828,597	4,078,959	4,500,000
Obj 006	Capital Outlay	3,960,154	3,911,353	2,828,597	4,078,959	4,500,000
Sub 940	Capital Outlay	3,960,154	3,911,353	2,828,597	4,078,959	4,500,000
Sub 591	Equipment Rental and Revolving	11,405,362	11,356,516	7,006,870	19,341,305	14,726,000
Central Stores						
Central Stores						
Administration						
Reclassification & Cost Alloc.						
592 1000200	Ending Fund Balance				661,577	1,065,926
Obj 000	Reclassification & Cost Alloc.				661,577	1,065,926
Salaries						
592 1001001	Salaries & Benefits	58,387	94,706	82,806	110,553	115,000
592 1001002	Salaries-Overtime	17	476	786	18	500
592 1001003	Salaries-Extra Help		99			6,000
Obj 001	Salaries	58,404	95,281	83,592	110,571	121,500
Personnel Benefits						
592 1002002	Benefits-Direct	24,822	43,506	37,726	34,921	35,000
592 1002003	Benefits-Indirect	7,911	12,594	9,804	8,148	10,000
Obj 002	Personnel Benefits	32,733	56,100	47,530	43,069	45,000
Supplies						
592 1003101	Office & Operating Supplies	124	735	676	1,000	1,400
592 1003501	Small Tools & Minor Equipmen		806			500
Obj 003	Supplies	124	1,541	676	1,000	1,900
Other Services - Charges						
592 1004101	Professional Services	1,371	2,027		1,412	1,483
592 1004191	Prof Serv-Purchasing Serv	15,287	10,408	10,193	11,120	11,676
592 1004192	Prof Serv-Info Services	9,904	12,304	19,466	42,694	44,829
592 1004202	Communications-Postage		17			
592 1004401	Advertising			70		
592 1004501	Operating Rental & Leases	176,821	226,885	184,817	182,126	180,000
592 1004701	Utilities-Services		1,813			
592 1004901	Miscellaneous	11,809	15,065	10,067	12,000	20,000

2020 Final Budget
Expenditures
As of November 30, 2019

		2017 Actual	2018 Actual	2019 Current	2019 Budget	2020 Budget
Equipment Rental and Revolving						
Central Stores						
Administration						
Other Services - Charges						
592 1004958	Tax / Operating Assessments			366	195	
Obj 004	Other Services - Charges	215,192	268,519	224,979	249,547	257,988
Intergovernmental Services						
592 1005301	C External Taxes & Oper Assess	189	194			
Obj 005	Intergovernmental Services	189	194			
Other						
592 1009101	Depreciation/Amortization	572	572		589	
Obj 009	Other	572	572		589	
Sub 100	Administration	307,214	422,207	356,777	1,066,353	1,492,314
Pits/Quarries Operations						
Salaries						
592 2801001	Salaries & Wages	1,065	10,943	1,429	12,000	5,000
592 2801002	Salaries-Overtime		1,101			
592 2801003	Salaries-Extra Help		142	25		
Obj 001	Salaries	1,065	12,186	1,454	12,000	5,000
Personnel Benefits						
592 2802002	Benefits-Direct	479	5,802	690	6,000	
592 2802003	Benefits-Indirect	160	1,807	214	1,800	
Obj 002	Personnel Benefits	639	7,609	904	7,800	
Supplies						
592 2803101	Office & Operating Supplies		3,420	217		
592 2803401	Purchases for Inv of Resale	92,616	64,349	62,028-	95,394	
Obj 003	Supplies	92,616	67,769	61,812-	95,394	
Other Services - Charges						
592 2804101	Professional Services	95			98	
592 2804202	Communication-Postage		15			
592 2804401	Advertising		783	881		
592 2804501	Operating Rentals & Leases	190	3,152	735	196	
592 2804701	Utility Services	904	842	633	931	
592 2804801	Repairs & Maintenance	146			150	
Obj 004	Other Services - Charges	1,335	4,792	2,250	1,375	

2020 Final Budget
Expenditures
As of November 30, 2019

			2017 Actual	2018 Actual	2019 Current	2019 Budget	2020 Budget
Equipment Rental and Revolving							
Central Stores							
Central Stores							
Pits/Quarries Operations							
Other							
592 2809201		Store Issues	632,101	218,686		651,064	250,000
Obj 009	Other		632,101	218,686		651,064	250,000
Sub 280	Pits/Quarries Operations		727,756	311,042	57,205-	767,633	255,000
Sign Shop Operations							
Salaries							
592 3801001		Salaries & Benefits		441			
Obj 001	Salaries			441			
Personnel Benefits							
592 3802002		Benefits-Direct		212			
592 3802003		Benefits-Indirect		66			
Obj 002	Personnel Benefits			278			
Supplies							
592 3803401		Purchases for Inv of Resale	33,370	13,340-	12,654-	34,371	300,000
Obj 003	Supplies		33,370	13,340-	12,654-	34,371	300,000
Other							
592 3809201		Store Issues	58,228	67,020		59,975	
Obj 009	Other		58,228	67,020		59,975	
Sub 380	Sign Shop Operations		91,598	54,400	12,654-	94,346	300,000
Central Stores Operations							
Salaries							
592 4801001		Salaries & Wages	9,190	234	194	9,466	2,000
592 4801002		Salaries-Overtime	20	244			
Obj 001	Salaries		9,210	478	194	9,466	2,000
Personnel Benefits							
592 4802002		Benefits-Direct	3,960	226	94	4,080	
592 4802003		Benefits-Indirect	1,197	64	27	1,233	
Obj 002	Personnel Benefits		5,157	290	120	5,313	

2020 Final Budget
Expenditures
As of November 30, 2019

		2017 Actual	2018 Actual	2019 Current	2019 Budget	2020 Budget
Equipment Rental and Revolving						
Central Stores						
Central Stores						
Central Stores Operations						
Supplies						
592 4803101	Office & Operating Supplies	314	896		323	
592 4803401	Purchases for Inv of Resale	751,724	739,209	377,197	774,276	778,000
Obj 003	Supplies	752,038	740,105	377,197	774,599	778,000
Other Services - Charges						
592 4804501	Operating Rentals & Leases	6,000	6,193	6,054	6,180	6,000
Obj 004	Other Services - Charges	6,000	6,193	6,054	6,180	6,000
Other						
592 4809201	Store Issues	732,804	738,519		754,788	750,000
Obj 009	Other	732,804	738,519		754,788	750,000
Sub 480	Central Stores Operations	1,505,210	1,485,584	383,566	1,550,346	1,536,000
Fuel Operations						
Salaries						
592 5801001	Salaries & Wages			1,401		
592 5801002	Salaries-Overtime			376		
Obj 001	Salaries			1,777		
Personnel Benefits						
592 5802002	Benefits-Direct			840		
592 5802003	Benefits-Indirect			208		
Obj 002	Personnel Benefits			1,048		
Supplies						
592 5803101	Office & Operating Supplies			863		
592 5803401	Purchases for Inv of Resale	1,602,988	1,849,545	843,160	1,643,190	1,900,000
Obj 003	Supplies	1,602,988	1,849,545	844,023	1,643,190	1,900,000
Other Services - Charges						
592 5804901	Miscellaneous			735		
592 5804957	Intergov Prof Services				682	
Obj 004	Other Services - Charges			735	682	
Intergovernmental Services						
592 5805101	C Intergov Prof Services	662	1,015			

2020 Final Budget
Expenditures
As of November 30, 2019

		2017 Actual	2018 Actual	2019 Current	2019 Budget	2020 Budget
Equipment Rental and Revolving						
Central Stores						
Central Stores						
Fuel Operations						
Obj 005	Intergovernmental Services	662	1,015			
Other						
592 5809201	Store Issues	5,463	20,493	873,046-	5,627	
Obj 009	Other	5,463	20,493	873,046-	5,627	
Sub 580	Fuel Operations	1,609,113	1,871,053	25,462-	1,649,499	1,900,000
Capital Outlay						
Salaries						
592 9401001	Salaries & Wages		10,636	76		20,000
592 9401002	Salaries-Overtime		1,465			
592 9401003	Salaries-Extra Help		1,361			
Obj 001	Salaries		13,463	76		20,000
Personnel Benefits						
592 9402002	Benefits-Direct		5,871	37		
592 9402003	Benefits-Indirect		1,597	8		
Obj 002	Personnel Benefits		7,469	45		
Supplies						
592 9403101	Office & Operating Supplies		13,862			
Obj 003	Supplies		13,862			
Other Services - Charges						
592 9404501	Operating Rentals & Leases		2,283			
592 9404801	Repairs & Maintenance		2,125			10,000
Obj 004	Other Services - Charges		4,407			10,000
Capital Outlay						
592 9406301	Other Improvements		28,885	406,849	430,000	2,000
592 9406501	Construction Projects	176,712				
Obj 006	Capital Outlay	176,712	28,885	406,849	430,000	2,000
Sub 940	Capital Outlay	176,712	68,086	406,970	430,000	32,000
Sub 592	Central Stores	4,417,603	4,212,372	1,051,992	5,558,177	5,515,314

2020 Final Budget
Expenditures
As of November 30, 2019

		2017 Actual	2018 Actual	2019 Current	2019 Budget	2020 Budget
Equipment Rental and Revolving						
Mechanical Shop						
Administration						
Reclassification & Cost Alloc.						
595 1000200	Ending Fund Balance				122,376	72,906
Obj 000	Reclassification & Cost Alloc.				122,376	72,906
Salaries						
595 1001001	Salaries & Benefits	71,319	83,427	88,140	151,770	151,770
595 1001002	Salaries-Overtime	1,299	1,415	755	1,338	1,338
595 1001003	Salaries-Extra Help	1,626	1,146	241	1,675	1,675
595 1001010	Accrued Annual Leave	4,090	9,247	1,711-	4,213	4,213
Obj 001	Salaries	78,334	95,235	87,425	158,996	158,996
Personnel Benefits						
595 1002002	Benefits-Direct	105,267	155,011	157,189	108,425	108,425
595 1002003	Benefits-Indirect	4,541	4,154	4,389	4,677	4,677
595 1002005	Benefits-Pension Expense	144,637-	107,656			
Obj 002	Personnel Benefits	34,829-	266,821	161,578	113,102	113,102
Supplies						
595 1003101	Office & Operating Supplies	3,865	8,801	11,071	3,981	3,981
595 1003501	Small Tools & Minor Equipmen	2,601	2,409	1,381	2,679	2,679
595 1003502	Computer Software		90	80		
595 1003590	Small Attrac Computer/Monito		741			
Obj 003	Supplies	6,467	12,041	12,532	6,660	6,660
Other Services - Charges						
595 1004101	Professional Services	2,106	1,171	390	2,169	
595 1004192	Prof Serv-Info Services	3,023	4,305	6,560		3,000
595 1004201	Communications-Telephone	724	797	622	3,860	600
595 1004202	Communications-Postage	10	34	2	10	10
595 1004292	Communication-TS Phone	504	504	578	630	600
595 1004301	Travel	597	833	463	614	200
595 1004401	Advertising	2,141	2,615	433	2,205	800
595 1004501	Operating Rental & Leases	26,875	25,019	38,155	27,681	40,000
595 1004701	Utilities-Services	37,015	39,330	29,751	38,125	40,000
595 1004801	Repair & Maintenance	2,956	2,061	1,001	3,045	3,000
595 1004901	Miscellaneous	13,057	11,724	23,433	13,449	15,869
595 1004957	Intergov Prof Serv				302	
595 1004958	Tax / Operating Assessments			1,653	1,615	
Obj 004	Other Services - Charges	89,007	88,393	103,041	93,705	104,079

2020 Final Budget
Expenditures
As of November 30, 2019

			2017 Actual	2018 Actual	2019 Current	2019 Budget	2020 Budget
Equipment Rental and Revolving							
Mechanical Shop							
Administration							
Intergovernmental Services							
595 1005101		C Intergov Prof Serv	293				
595 1005301		C External Taxes & Oper Assess	1,568	1,613			
Obj 005	Intergovernmental Services		1,860	1,613			
Other							
595 1009101		Depreciation/Amortization	234,585	234,585		241,623	250,000
Obj 009	Other		234,585	234,585		241,623	250,000
Sub 100	Administration		375,424	698,688	364,576	736,462	705,743
Fringe Overhead							
Salaries							
595 1091001		Salaries & Wages	28,180	16,919	9,337	40,000	40,000
Obj 001	Salaries		28,180	16,919	9,337	40,000	40,000
Personnel Benefits							
595 1092002		Benefits-Direct	51,604-	110,935-	109,956-	53,152-	
595 1092003		Benefits-Indirect	56,479-	65,460-	58,074-	1,260-	
595 1092004		Benefits-Bank Accruals	1,222-	24-	1,310-	58,173-	
Obj 002	Personnel Benefits		109,306-	176,419-	169,339-	112,585-	
Sub 109	Fringe Overhead		81,126-	159,500-	160,002-	72,585-	40,000
EQ Operations							
Salaries							
595 3801001		Salaries & Wages	267,841	324,082	323,563	321,409	380,000
595 3801002		Salaries-Overtime	9,405	6,830	10,077	11,286	15,000
595 3801003		Salaries-Extra Help	765	113	3,113	918	1,000
Obj 001	Salaries		278,011	331,026	336,753	333,613	396,000
Personnel Benefits							
595 3802002		Benefits-Direct	119,351	155,636	157,466	143,221	150,000
595 3802003		Benefits-Indirect	36,048	43,235	39,969	43,258	45,000
Obj 002	Personnel Benefits		155,399	198,871	197,435	186,479	195,000
Supplies							
595 3803101		Office & Operating Supplies	87,234	44,070	54,078	89,851	60,000
595 3803201		Fuel Consumed		1,206			

2020 Final Budget
Expenditures
As of November 30, 2019

		2017 Actual	2018 Actual	2019 Current	2019 Budget	2020 Budget
Equipment Rental and Revolving						
Mechanical Shop						
EQ Operations						
Supplies						
595 3803501	Small Tools & Minor Equipmen	32,765	14,887	2,056	55,000	4,000
595 3803590	Small Attrac-Tracked Invento	27,452	7,198	8,315	28,276	10,000
Obj 003	Supplies	147,452	67,361	64,449	173,127	74,000
Other Services - Charges						
595 3804101	Professional Services	14,139	18,201	12,915	14,563	14,563
595 3804201	Communication-Telephone	4,298	4,251	3,949	4,427	4,427
595 3804202	Communication-Postage	10	9		10	10
595 3804301	Travel		333	402		
595 3804501	Operating Rentals & Leases	150	5,200	7,146	155	155
595 3804701	Utility Services	94,460	86,516	66,734	97,294	97,294
595 3804801	Repairs & Maintenance	50,378	31,216	39,216	51,889	51,889
595 3804901	Miscellaneous	5,261	10	5,386	5,419	5,419
595 3804957	Intergov Prof Services			125		
Obj 004	Other Services - Charges	168,696	145,736	135,875	173,757	173,757
Intergovernmental Services						
595 3805101	C Intergov Prof Services		2,451			
Obj 005	Intergovernmental Services		2,451			
Capital Outlay						
595 3806401	Machinery & Equipment			8,223		
Obj 006	Capital Outlay			8,223		
Other						
595 3809101	Depreciation/Amortization	7,404	8,072		7,626	
Obj 009	Other	7,404	8,072		7,626	
Sub 380	EQ Operations	756,961	753,517	742,735	874,602	838,757
Capital Outlay						
Capital Outlay						
595 9406401	Machinery & Equipment	38,194		16,969	39,340	
Obj 006	Capital Outlay	38,194		16,969	39,340	
Debt Service-Interest						
595 9408201	Interest on Interfund Debt	54,415	47,582	20,229	56,047	
Obj 008	Debt Service-Interest	54,415	47,582	20,229	56,047	

2020 Final Budget
Expenditures
As of November 30, 2019

		2017 Actual	2018 Actual	2019 Current	2019 Budget	2020 Budget
Equipment Rental and Revolving						
Mechanical Shop						
Sub 940	Capital Outlay	92,609	47,582	37,198	95,387	
Sub 595	Mechanical Shop	1,143,868	1,340,288	984,506	1,633,866	1,584,500
Fabrication Shop						
Fabrication Shop						
Administration						
Reclassification & Cost Alloc.						
597 1000100		191,275				
Obj 000	Reclassification & Cost Alloc.	191,275				
Salaries						
597 1001001		4,554				
Obj 001	Salaries	4,554				
Personnel Benefits						
597 1002002		1,778				
597 1002003		538				
Obj 002	Personnel Benefits	2,316				
Other Services - Charges						
597 1004192		202				
597 1004501		23,172				
Obj 004	Other Services - Charges	23,374				
Sub 100	Administration	221,519				
Fab Shop Operations						
Supplies						
597 3803401		17,062-				
Obj 003	Supplies	17,062-				
Sub 380	Fab Shop Operations	17,062-				
Sub 597	Fabrication Shop	204,457				
Fnd 590	Equipment Rental and Revolving	17,171,291	16,909,176	9,043,368	26,533,348	21,825,814

This page left blank intentionally.