

Oath of County Auditor or Supervisor of Elections

STATE OF WASHINGTON)
) ss.
COUNTY OF Yakima)

I solemnly swear that the returns of the Special Election held on February 7, 2006, in Yakima County, State of Washington, have been in no way altered and that they are the same as when they were deposited in my office.



County Auditor or Supervisor of Elections

Subscribed and sworn to me this 17th day of February, 2006




Chairman, County Legislative Authority

Certification of the Canvassing Board

STATE OF WASHINGTON)
) ss.
COUNTY OF Yakima)

The undersigned officers designated by law as constituting the Canvassing Board for the County of Yakima, State of Washington, hereby certify that this is a full, true and correct copy of the Abstract of Votes including the cumulative results, precinct results, and a reconciliation report of votes cast at the Special Election held on February 7 2006, in Yakima County, State of Washington, and that the following are the true and reconciled numbers of voters and votes counted.

Witness our hands and official seal this 17th day of February, 2006




County Auditor or Supervisor of Elections



Chairman, County Legislative Authority



County Prosecuting Attorney



County **Yakima**

Date of Completion **February 7, 2006**

**Certification Reconciliation Report
Special Election
February 7, 2006**

Registration

Total number of active registered voters in all precincts	45,649
Total number of inactive registered voters in all precincts	3,234
Total registered voters in all precincts	48,883
Total absentee ballots counted (includes absentee, VBM, federal write-in, overseas, out of state, and service ballots)	23,221
Total poll site ballots counted (includes poll site and provisional ballots)	N/A
Total Ballots counted	23,221

Absentee and VBM Ballots

The total number of absentee/VBM ballots issued	45,731
The total number of absentee/VBM ballots returned	23,224
The total number of absentee/VBM ballots rejected	163
The total number of absentee/VBM ballots counted	23,221 **

Federal Write-In Ballots

The total number of federal write-in ballots counted	0
--	---

Out-of-State, Overseas, and Service Voters

The total number of out-of-state, overseas, and service voters' ballots issued	432
The total number of out-of-state, overseas, and service voters' ballots returned	112
The total number of out-of-state, overseas, and service voters' ballots rejected	0
The total number of out-of-state, overseas, and service voters' ballots counted	112

Provisional Ballots

The total number of provisional ballots issued (from other counties)	N/A
The total number of provisional ballots rejected	N/A
The total number of provisional ballots counted	N/A

**3 Envelopes were returned empty.

County **Yakima**

Date of Completion **February 17, 2006**

**30 Day Reconciliation Report
Special Election
February 17, 2006**

Registration

Total number of registered voters (active and inactive) in all precincts	48,883
Total number of voters credited	23,224
Number of absentee voters credited	N/A
Number of by mail voters credited	23,224 **
Number of designated accessibility site voters credited	N/A
Number of provisional ballot voters credited	N/A
Number of federal write-in ballot voters credited	0
Number of out-of-state, overseas, and service voters credited (included in by mail count)	112
Number of voters credited even though the ballot was late and not counted	0

**3 envelopes were returned empty.

RECEIVED

CERTIFICATION OF ELECTION RETURNS


FEB 24 2006

CORKY MATTINGLY
COUNTY AUDITOR


State of Washington }
 }
County of Kittitas } ss.

The undersigned, being the officers designated by law and constituting the Canvassing Board of Kittitas County, hereby certify that the attached abstract of returns consisting of **1 page**, is a true and correct copy of the votes polled for the **Special Election** held for **Selah School District #119** on the **7th day of February, 2006**, taken from the official records; and that the statement and return contains the issues and the number of votes cast for said issues.


Witness our hands and seal this **17th day of February, 2006**.



Auditor
Kittitas County, Washington



Chairperson, Board of County Commissioners
Kittitas County, Washington



Deputy Prosecuting Attorney
Kittitas County, Washington

RECEIVED

FEB 24 2006

CORKY MATTINGLY
COUNTY AUDITOR

ABSTRACT OF ELECTION RETURNS
SELAH SCHOOL DISTRICT NO 119

M & O LEVY

February 7, 2006

PRECINCT	REGISTERED ACTIVE VOTERS	VOTES CAST	YES	NO
VOTE BY MAIL	36	25	15	10
TOTALS	36	25	15	10

Validation totals are as follows:

Votes cast in the general election of 11/4/2003- see Yakima County for
validation totals

RECEIVED

FEB 24 2006

CORKY MATTINGLY
COUNTY AUDITOR

ABSTRACT OF ELECTION RETURNS
SELAH SCHOOL DISTRICT NO 119
BONDS

February 7, 2006

PRECINCT	REGISTERED ACTIVE VOTERS	VOTES CAST	YES	NO
VOTE BY MAIL	36	25	14	11
TOTALS	36	25	14	11

Validation totals are as follows:

Votes cast in the general election of 11/4/2003- see Yakima County for
validation totals

FEB 24 2006

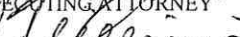

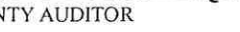

CORKY MATTINGLY
COUNTY AUDITOR

on Tuesday, February 7, 2006 (Date) for the following purpose:

Collection Year	Approx. Rate per \$1000	Levy Amount
2007	\$3.00	\$1,050,000.00
2008	\$3.00	\$1,096,995.00

Total Number voting 533

WITNESS our hands this 17th day of February, 2006


CHAIRMAN, BOARD OF COUNTY COMMISSIONERS

GRANT COUNTY, WASHINGTON

PROSECUTING ATTORNEY

COUNTY AUDITOR

Cumulative Report — Official Yakima County — Special Election — February 07, 2006

Page 1 of 3

02/17/2006 09:16 AM

Total Number of Voters : 23,221 of 45,506 = 51.03%

Precincts Reporting 89 of 89 = 100.00%

Party	Candidate	Early		Election		Total	
Union Gap School Dist. No. 2 - Prop. No. 1, Vote For 1							
	Levy - Yes	0	0.00%	334	68.02%	334	68.02%
	Levy - No	0	0.00%	157	31.98%	157	31.98%
	Cast Votes:	0	0.00%	491	98.40%	491	98.40%
	Over Votes:	0	0.00%	0	0.00%	0	0.00%
	Under Votes:	0	0.00%	8	1.60%	8	1.60%
Union Gap School Dist. No. 2 - Prop. No. 2, Vote For 1							
	Approved	0	0.00%	292	60.83%	292	60.83%
	Rejected	0	0.00%	188	39.17%	188	39.17%
	Cast Votes:	0	0.00%	480	96.19%	480	96.19%
	Over Votes:	0	0.00%	0	0.00%	0	0.00%
	Under Votes:	0	0.00%	19	3.81%	19	3.81%
Naches Valley School Dist. No. JT3 - Prop. No. 1, Vote For 1							
	Levy - Yes	0	0.00%	1,591	62.89%	1,591	62.89%
	Levy - No	0	0.00%	939	37.11%	939	37.11%
	Cast Votes:	0	0.00%	2,530	100.00%	2,530	100.00%
	Over Votes:	0	0.00%	0	0.00%	0	0.00%
	Under Votes:	0	0.00%	0	0.00%	0	0.00%
Wahluke School Dist. No. 73 - Prop. No. 1, Vote For 1							
	Yes	0	0.00%	0	0.00%	0	0.00%
	No	0	0.00%	0	0.00%	0	0.00%
	Cast Votes:	0	0.00%	0	0.00%	0	0.00%
	Over Votes:	0	0.00%	0	0.00%	0	0.00%
	Under Votes:	0	0.00%	0	0.00%	0	0.00%
Grandview School Dist. No. 116/200 - Prop. No. 1, Vote For 1							
	Levy - Yes	0	0.00%	1,079	61.03%	1,079	61.03%
	Levy - No	0	0.00%	689	38.97%	689	38.97%
	Cast Votes:	0	0.00%	1,768	99.77%	1,768	99.77%
	Over Votes:	0	0.00%	0	0.00%	0	0.00%
	Under Votes:	0	0.00%	4	0.23%	4	0.23%

Cumulative Report — Official Yakima County — Special Election — February 07, 2006

Page 2 of 3

02/17/2006 09:16 AM

Precincts Reporting 89 of 89 = 100.00%

Total Number of Voters : 23,221 of 45,506 = 51.03%

Party	Candidate	Early		Election		Total	
Selah School Dist. No. 119 - Prop. No. 1, Vote For 1							
	Levy - Yes	0	0.00%	2,965	58.86%	2,965	58.86%
	Levy - No	0	0.00%	2,072	41.14%	2,072	41.14%
	Cast Votes:	0	0.00%	5,037	99.04%	5,037	99.04%
	Over Votes:	0	0.00%	0	0.00%	0	0.00%
	Under Votes:	0	0.00%	49	0.96%	49	0.96%
Selah School Dist. No. 119 - Prop. No. 2, Vote For 1							
	Approved	0	0.00%	2,432	48.70%	2,432	48.70%
	Rejected	0	0.00%	2,562	51.30%	2,562	51.30%
	Cast Votes:	0	0.00%	4,994	98.19%	4,994	98.19%
	Over Votes:	0	0.00%	0	0.00%	0	0.00%
	Under Votes:	0	0.00%	92	1.81%	92	1.81%
Highland School Dist. No. 203 - Prop No. 1, Vote For 1							
	Levy - Yes	0	0.00%	654	56.14%	654	56.14%
	Levy - No	0	0.00%	511	43.86%	511	43.86%
	Cast Votes:	0	0.00%	1,165	99.91%	1,165	99.91%
	Over Votes:	0	0.00%	0	0.00%	0	0.00%
	Under Votes:	0	0.00%	1	0.09%	1	0.09%
Granger School Dist. No. 204 - Prop. No. 1, Vote For 1							
	Levy - Yes	0	0.00%	359	60.13%	359	60.13%
	Levy - No	0	0.00%	238	39.87%	238	39.87%
	Cast Votes:	0	0.00%	597	100.00%	597	100.00%
	Over Votes:	0	0.00%	0	0.00%	0	0.00%
	Under Votes:	0	0.00%	0	0.00%	0	0.00%
Zillah School Dist. No. 205 - Prop. No. 1, Vote For 1							
	Levy - Yes	0	0.00%	852	65.89%	852	65.89%
	Levy - No	0	0.00%	441	34.11%	441	34.11%
	Cast Votes:	0	0.00%	1,293	100.00%	1,293	100.00%
	Over Votes:	0	0.00%	0	0.00%	0	0.00%
	Under Votes:	0	0.00%	0	0.00%	0	0.00%

Cumulative Report — Official Yakima County — Special Election — February 07, 2006

Page 3 of 3

02/17/2006 09:16 AM

Total Number of Voters : 23,221 of 45,506 = 51.03%

Precincts Reporting 89 of 89 = 100.00%

Precincts Reporting 89 of 89

Party	Candidate	Early		Election		Total	
Wapato School Dist. No. 207 - Prop. No. 1, Vote For 1							
	Levy - Yes	0	0.00%	792	58.06%	792	58.06%
	Levy - No	0	0.00%	572	41.94%	572	41.94%
	Cast Votes:	0	0.00%	1,364	99.93%	1,364	99.93%
	Over Votes:	0	0.00%	0	0.00%	0	0.00%
	Under Votes:	0	0.00%	1	0.07%	1	0.07%
West Valley School Dist. No. 208 - Prop. No. 1, Vote For 1							
	Levy - Yes	0	0.00%	5,546	63.64%	5,546	63.64%
	Levy - No	0	0.00%	3,168	36.36%	3,168	36.36%
	Cast Votes:	0	0.00%	8,714	97.77%	8,714	97.77%
	Over Votes:	0	0.00%	1	0.01%	1	0.01%
	Under Votes:	0	0.00%	198	2.22%	198	2.22%
West Valley School Dist. No. 208 - Prop. No. 2, Vote For 1							
	Approved	0	0.00%	5,132	58.32%	5,132	58.32%
	Rejected	0	0.00%	3,667	41.68%	3,667	41.68%
	Cast Votes:	0	0.00%	8,799	98.72%	8,799	98.72%
	Over Votes:	0	0.00%	0	0.00%	0	0.00%
	Under Votes:	0	0.00%	114	1.28%	114	1.28%

Canvass Report — Total Voters — Official Yakima County — Special Election — February 07, 2006

Page 1 of 13

02/17/2006 09:14 AM

Total Number of Voters : 23,221 of 45,506 = 51.03%

Precincts Reporting 89 of 89 = 100.00%

Union Gap School Dist. No. 2 - Prop. No. 1

Precinct	Early Voting Ballots Cast	Election Day Ballots Cast	Total Ballots Cast	Registered Voters	Percent Turnout	Levy - Yes	Levy - No	Totals
2301	0	218	218	518	42.08%	138	77	215
2303	0	238	238	582	40.89%	173	60	233
2306	0	17	17	82	20.73%	11	6	17
3502	0	0	0	0	0.00%	0	0	0
3503	0	26	26	60	43.33%	12	14	26
4401	0	0	0	0	0.00%	0	0	0
Totals:	0	499	499	1,242		334	157	491

* - Suppressed due to low voter turnout

**Canvass Report — Total Voters — Official
Yakima County — Special Election — February 07, 2006**

Page 2 of 13

02/17/2006 09:14 AM

Total Number of Voters : 23,221 of 45,506 = 51.03%

Precincts Reporting 89 of 89 = 100.00%

Union Gap School Dist. No. 2 - Prop. No. 2

Precinct	Early Voting Ballots Cast	Election Day Ballots Cast	Total Ballots Cast	Registered Voters	Percent Turnout	Approved	Rejected	Totals
2301	0	218	218	518	42.08%	125	87	212
2303	0	238	238	582	40.89%	148	78	226
2306	0	17	17	82	20.73%	11	5	16
3502	0	0	0	0	0.00%	0	0	0
3503	0	26	26	60	43.33%	8	18	26
4401	0	0	0	0	0.00%	0	0	0
Totals:	0	499	499	1,242		292	188	480

* - Suppressed due to low voter turnout

Canvass Report — Total Voters — Official
Yakima County — Special Election — February 07, 2006

Page 3 of 13

02/17/2006 09:14 AM

Total Number of Voters : 23,221 of 45,506 = 51.03%

Precincts Reporting 89 of 89 = 100.00%

Naches Valley School Dist. No. JT3 - Prop. No. 1

Precinct	Early Voting Ballots Cast	Election Day Ballots Cast	Total Ballots Cast	Registered Voters	Percent Turnout	Levy - Yes	Levy - No	Totals
0165	0	13	13	18	72.22%	10	3	13
1301	0	202	202	352	57.39%	149	53	202
3204	0	60	60	103	58.25%	29	31	60
3208	0	48	48	124	38.71%	35	13	48
3305	0	348	348	638	54.55%	206	142	348
3308	0	0	0	0	0.00%	0	0	0
3313	0	130	130	210	61.90%	95	35	130
3602	0	553	553	1,144	48.34%	370	183	553
3904	0	99	99	187	52.94%	62	37	99
4102	0	326	326	626	52.08%	181	145	326
4111	0	541	541	993	54.48%	345	196	541
4115	0	167	167	309	54.05%	86	81	167
4503	0	42	42	88	47.73%	23	19	42
4625	0	1	1	1	100.00%	0	1	1
4627	0	0	0	1	0.00%	0	0	0
Totals:	0	2,530	2,530	4,794		1,591	939	2,530

* - Suppressed due to low voter turnout

Canvass Report — Total Voters — Official
Yakima County — Special Election — February 07, 2006

Page 4 of 13

02/17/2006 09:14 AM

Total Number of Voters : 23,221 of 45,506 = 51.03%

Precincts Reporting 89 of 89 = 100.00%

Wahluke School Dist. No. 73 - Prop. No. 1

Precinct	Early Voting Ballots Cast	Election Day Ballots Cast	Total Ballots Cast	Registered Voters	Percent Turnout	Yes	No	Totals
5202	0	0	0	7	0.00%	0	0	0
Totals:	0		0	7		0	0	0

* - Suppressed due to low voter turnout

Canvass Report — Total Voters — Official
Yakima County — Special Election — February 07, 2006

Page 5 of 13

02/17/2006 09:14 AM

Total Number of Voters : 23,221 of 45,506 = 51.03%

Precincts Reporting 89 of 89 = 100.00%

Grandview School Dist. No. 116/200 - Prop. No. 1

Precinct	Early Voting Ballots Cast	Election Day Ballots Cast	Total Ballots Cast	Registered Voters	Percent Turnout	Levy - Yes	Levy - No	Totals
0301	0	83	83	215	38.60%	55	27	82
0302	0	269	269	712	37.78%	169	100	269
0303	0	267	267	709	37.66%	167	100	267
0304	0	92	92	167	55.09%	57	34	91
0305	0	10	10	18	55.56%	8	2	10
0306	0	370	370	730	50.68%	226	144	370
0307	0	2	2	4	50.00%	2	0	2
0308	0	0	0	0	0.00%	0	0	0
3101	0	497	497	1,042	47.70%	301	195	496
4105	0	127	127	287	44.25%	63	63	126
4618	0	55	55	110	50.00%	31	24	55
Totals:	0	1,772	1,772	3,994		1,079	689	1,768

* - Suppressed due to low voter turnout

**Canvass Report — Total Voters — Official
Yakima County — Special Election — February 07, 2006**

Page 6 of 13

02/17/2006 09:14 AM

Total Number of Voters : 23,221 of 45,506 = 51.03%

Precincts Reporting 89 of 89 = 100.00%

Selah School Dist. No. 119 - Prop. No. 1

Precinct	Early Voting Ballots Cast	Election Day Ballots Cast	Total Ballots Cast	Registered Voters	Percent Turnout	Levy - Yes	Levy - No	Totals
1501	0	289	289	685	42.19%	165	122	287
1502	0	469	469	798	58.77%	297	170	467
1503	0	430	430	718	59.89%	290	140	430
1504	0	432	432	773	55.89%	290	137	427
1505	0	5	5	5	100.00%	2	3	5
3304	0	0	0	0	0.00%	0	0	0
3306	0	171	171	380	45.00%	103	64	167
3504	0	9	9	15	60.00%	2	7	9
3602	0	23	23	28	82.14%	16	7	23
3903	0	676	676	1,275	53.02%	301	366	667
4108	0	243	243	416	58.41%	146	95	241
4112	0	472	472	802	58.85%	266	202	468
4115	0	0	0	0	0.00%	0	0	0
4402	0	303	303	644	47.05%	173	124	297
4602	0	180	180	367	49.05%	95	82	177
4603	0	877	877	1,454	60.32%	528	341	869
4604	0	186	186	281	66.19%	117	68	185
4608	0	135	135	250	54.00%	78	57	135
4625	0	5	5	9	55.56%	3	2	5
5016	0	181	181	320	56.56%	93	85	178
Totals:	0	5,086	5,086	9,220		2,965	2,072	5,037

* - Suppressed due to low voter turnout

**Canvass Report — Total Voters — Official
Yakima County — Special Election — February 07, 2006**

Page 7 of 13

02/17/2006 09:14 AM

Total Number of Voters : 23,221 of 45,506 = 51.03%

Precincts Reporting 89 of 89 = 100.00%

Selah School Dist. No. 119 - Prop. No. 2

Precinct	Early Voting Ballots Cast	Election Day Ballots Cast	Total Ballots Cast	Registered Voters	Percent Turnout	Approved	Rejected	Totals
1501	0	289	289	685	42.19%	148	134	282
1502	0	469	469	798	58.77%	271	190	461
1503	0	430	430	718	59.89%	239	178	417
1504	0	432	432	773	55.89%	230	195	425
1505	0	5	5	5	100.00%	2	3	5
3304	0	0	0	0	0.00%	0	0	0
3306	0	171	171	380	45.00%	83	87	170
3504	0	9	9	15	60.00%	2	7	9
3602	0	23	23	28	82.14%	14	9	23
3903	0	676	676	1,275	53.02%	257	406	663
4108	0	243	243	416	58.41%	115	127	242
4112	0	472	472	802	58.85%	213	253	466
4115	0	0	0	0	0.00%	0	0	0
4402	0	303	303	644	47.05%	130	163	293
4602	0	180	180	367	49.05%	84	94	178
4603	0	877	877	1,454	60.32%	409	450	859
4604	0	186	186	281	66.19%	89	96	185
4608	0	135	135	250	54.00%	61	70	131
4625	0	5	5	9	55.56%	1	4	5
5016	0	181	181	320	56.56%	84	96	180
Totals:	0	5,086	5,086	9,220		2,432	2,562	4,994

* - Suppressed due to low voter turnout

Canvass Report — Total Voters — Official Yakima County — Special Election — February 07, 2006

Page 8 of 13

02/17/2006 09:14 AM

Total Number of Voters : 23,221 of 45,506 = 51.03%

Precincts Reporting 89 of 89 = 100.00%

Highland School Dist. No. 203 - Prop No. 1

Precinct	Early Voting Ballots Cast	Election Day Ballots Cast	Total Ballots Cast	Registered Voters	Percent Turnout	Levy - Yes	Levy - No	Totals
1901	0	133	133	291	45.70%	59	74	133
3305	0	2	2	3	66.67%	2	0	2
3308	0	345	345	633	54.50%	184	161	345
3904	0	2	2	4	50.00%	2	0	2
4101	0	146	146	269	54.28%	96	49	145
4104	0	282	282	525	53.71%	142	140	282
4503	0	0	0	0	0.00%	0	0	0
4609	0	153	153	275	55.64%	110	43	153
4626	0	9	9	28	32.14%	6	3	9
4627	0	90	90	190	47.37%	49	41	90
5010	0	4	4	4	100.00%	4	0	4
Totals:	0	1,166	1,166	2,222		654	511	1,165

* - Suppressed due to low voter turnout

**Canvass Report — Total Voters — Official
Yakima County — Special Election — February 07, 2006**

Page 9 of 13

02/17/2006 09:14 AM

Total Number of Voters : 23,221 of 45,506 = 51.03%

Precincts Reporting 89 of 89 = 100.00%

Granger School Dist. No. 204 - Prop. No. 1

Precinct	Early Voting Ballots Cast	Election Day Ballots Cast	Total Ballots Cast	Registered Voters	Percent Turnout	Levy - Yes	Levy - No	Totals
0501	0	211	211	624	33.81%	131	80	211
3002	0	64	64	234	27.35%	40	24	64
3303	0	163	163	356	45.79%	96	67	163
3902	0	146	146	312	46.79%	88	58	146
4628	0	13	13	46	28.26%	4	9	13
Totals:	0	597	597	1,572		359	238	597

* - Suppressed due to low voter turnout

**Canvass Report — Total Voters — Official
Yakima County — Special Election — February 07, 2006**

Page 10 of 13

02/17/2006 09:14 AM

Total Number of Voters : 23,221 of 45,506 = 51.03%

Precincts Reporting 89 of 89 = 100.00%

Zillah School Dist. No. 205 - Prop. No. 1

Precinct	Early Voting Ballots Cast	Election Day Ballots Cast	Total Ballots Cast	Registered Voters	Percent Turnout	Levy - Yes	Levy - No	Totals
2701	0	667	667	1,179	56.57%	472	195	667
3311	0	626	626	1,110	56.40%	380	246	626
Totals:	0	1,293	1,293	2,289		852	441	1,293

* - Suppressed due to low voter turnout

**Canvass Report — Total Voters — Official
Yakima County — Special Election — February 07, 2006**

Page 11 of 13

02/17/2006 09:14 AM

Total Number of Voters : 23,221 of 45,506 = 51.03%

Precincts Reporting 89 of 89 = 100.00%

Wapato School Dist. No. 207 - Prop. No. 1

Precinct	Early Voting Ballots Cast	Election Day Ballots Cast	Total Ballots Cast	Registered Voters	Percent Turnout	Levy - Yes	Levy - No	Totals
2501	0	320	320	1,101	29.06%	181	139	320
3102	0	343	343	1,010	33.96%	212	131	343
3310	0	353	353	1,178	29.97%	205	148	353
3701	0	69	69	207	33.33%	36	33	69
4001	0	91	91	317	28.71%	51	39	90
4401	0	188	188	442	42.53%	106	82	188
4623	0	1	1	2	50.00%	1	0	1
Totals:	0	1,365	1,365	4,257		792	572	1,364

* - Suppressed due to low voter turnout

**Canvass Report — Total Voters — Official
Yakima County — Special Election — February 07, 2006**

Page 12 of 13

02/17/2006 09:14 AM

Total Number of Voters : 23,221 of 45,506 = 51.03%

Precincts Reporting 89 of 89 = 100.00%

West Valley School Dist. No. 208 - Prop. No. 1

Precinct	Early Voting Ballots Cast	Election Day Ballots Cast	Total Ballots Cast	Registered Voters	Percent Turnout	Levy - Yes	Levy - No	Totals
0154	0	41	41	76	53.95%	29	10	39
0162	0	0	0	0	0.00%	0	0	0
0163	0	365	365	617	59.16%	224	130	354
0169	0	97	97	160	60.63%	67	25	92
0179	0	914	914	1,715	53.29%	607	285	892
0181	0	735	735	1,150	63.91%	484	230	714
0182	0	983	983	1,771	55.51%	667	299	966
0183	0	410	410	723	56.71%	293	108	401
0185	0	343	343	638	53.76%	229	108	337
0186	0	578	578	1,153	50.13%	401	157	558
3003	0	459	459	769	59.69%	286	163	449
3205	0	933	933	1,643	56.79%	577	344	921
3208	0	2	2	2	100.00%	2	0	2
3301	0	429	429	788	54.44%	222	197	419
3312	0	0	0	1	0.00%	0	0	0
3605	0	625	625	1,150	54.35%	348	267	615
4114	0	112	112	192	58.33%	48	63	111
4623	0	60	60	124	48.39%	34	26	60
4801	0	548	548	1,027	53.36%	290	249	539
5003	0	500	500	910	54.95%	272	219	491
5010	0	157	157	256	61.33%	107	45	152
5014	0	376	376	689	54.57%	203	162	365
5020	0	246	246	355	69.30%	156	81	237
Totals:	0	8,913	8,913	15,909		5,546	3,168	8,714

* - Suppressed due to low voter turnout

**Canvass Report — Total Voters — Official
Yakima County — Special Election — February 07, 2006**

Page 13 of 13

02/17/2006 09:14 AM

Total Number of Voters : 23,221 of 45,506 = 51.03%

Precincts Reporting 89 of 89 = 100.00%

West Valley School Dist. No. 208 - Prop. No. 2

Precinct	Early Voting Ballots Cast	Election Day Ballots Cast	Total Ballots Cast	Registered Voters	Percent Turnout	Approved	Rejected	Totals
0154	0	41	41	76	53.95%	25	15	40
0162	0	0	0	0	0.00%	0	0	0
0163	0	365	365	617	59.16%	203	157	360
0169	0	97	97	160	60.63%	59	34	93
0179	0	914	914	1,715	53.29%	553	351	904
0181	0	735	735	1,150	63.91%	437	286	723
0182	0	983	983	1,771	55.51%	629	344	973
0183	0	410	410	723	56.71%	273	131	404
0185	0	343	343	638	53.76%	209	130	339
0186	0	578	578	1,153	50.13%	385	187	572
3003	0	459	459	769	59.69%	284	166	450
3205	0	933	933	1,643	56.79%	539	382	921
3208	0	2	2	2	100.00%	2	0	2
3301	0	429	429	788	54.44%	200	225	425
3312	0	0	0	1	0.00%	0	0	0
3605	0	625	625	1,150	54.35%	315	306	621
4114	0	112	112	192	58.33%	46	64	110
4623	0	60	60	124	48.39%	33	27	60
4801	0	548	548	1,027	53.36%	267	276	543
5003	0	500	500	910	54.95%	247	245	492
5010	0	157	157	256	61.33%	100	55	155
5014	0	376	376	689	54.57%	185	187	372
5020	0	246	246	355	69.30%	141	99	240
Totals:	0	8,913	8,913	15,909		5,132	3,667	8,799

* - Suppressed due to low voter turnout