


Oath of County Auditor or Supervisor of Elections

STATE OF WASHINGTON)
) ss.
COUNTY OF YAKIMA)

I solemnly swear that the returns for the Special Election held on **February 3, 2009**, in **Yakima County**, State of Washington, has been in no way altered and that they are the same as when they were deposited in my office.



County Auditor or Supervisor of Elections

Subscribed and sworn to me this 18th day of February, 2009.



Chairman, County Legislative Authority

* * * *

Certification Reconciliation Report Special Election February 3, 2009

Yakima County

Date of Completion: February 18, 2009

NOTE: Address confidentiality program participants must be included with service voters.

Registration

Total number of active registered voters in all precincts	36,337
Total number of inactive registered voters in all precincts	1,865
Total registered voters in all precincts	38,202

Total absentee ballots counted (includes absentee, VBM, federal write-in, overseas, out of state, and service ballots)	15,478
Total poll site ballots counted (includes poll site and provisional ballots)	2
Total ballots counted	15,480

Absentee and VBM Ballots

The total number of absentee/VBM ballots originally issued	35,961
The total number of absentee/VBM ballots received *	15,463
The total number of absentee/VBM ballots rejected	68
The total number of absentee/VBM ballots counted	15,391

*includes 4 empty envelopes reported by processing boards

Federal Write-In Ballots

The total number of federal write-in ballots counted 0

Out-of-State, Overseas, and Service Voters

The total number of out-of-state, overseas, and service voters' ballots issued 417
The total number of out-of-state, overseas, and service voters' ballots received 87
The total number of out-of-state, overseas, and service voters' ballots rejected 0
The total number of out-of-state, overseas, and service voters' ballots counted 87

Provisional Ballots

The total number of provisional ballots issued (by this county) 0
The total number of provisional ballots rejected (includes sending to other counties) 0
The total number of provisional ballots received from other counties 0
The total number of provisional ballots counted 0

* * * *


Certification of the Canvassing Board

STATE OF WASHINGTON)
) ss.
COUNTY OF YAKIMA)

The undersigned officers designated by law as constituting the Canvassing Board for the **County of Yakima**, State of Washington, hereby certify that this is a full, true and correct copy of the Abstract of Votes including the cumulative results, precinct results, and a reconciliation report of votes cast at the Special Election held on **February 3, 2009**, in Yakima County, State of Washington, and that the following are the true and reconciled numbers of voters and votes counted.

Witness our hands and official seal this 18th day of February, 2009.






County Auditor or Supervisor of Elections



Chairman, County Legislative Authority



County Prosecuting Attorney

Cumulative Report — Official

SPECIAL ELECTION — YAKIMA COUNTY, WASHINGTON — February 03, 2009

Page 1 of 1

02/18/2009 10:45 AM

Total Number of Voters : 15,480 of 36,337 = 42.60%

Precincts Reporting 0 of 33 = 0.00%

Party	Candidate	Total Ballots Cast		NA		Total	
CITY OF YAKIMA, Vote For 1							
	EMS Levy - Yes	6,378	41.25%	0	0.00%	6,378	41.25%
	EMS Levy - No	9,083	58.75%	0	0.00%	9,083	58.75%
	Cast Votes:	15,461	99.88%	0	0.00%	15,461	99.88%
	Over Votes:	1	0.01%	0	0.00%	1	0.01%
	Under Votes:	18	0.12%	0	0.00%	18	0.12%

Canvass Report — By Mail Voters — Official
SPECIAL ELECTION — YAKIMA COUNTY, WASHINGTON — February 03, 2009

Page 1 of 1

02/18/2009 10:46 AM

Total Number of Voters : 15,480 of 36,337 = 42.60%

Precincts Reporting 0 of 33 = 0.00%

CITY OF YAKIMA

Precinct	By Mail Ballots Cast	Total Ballots Cast	Registered Voters	Percent Turnout	EMS Levy - Yes	EMS Levy - No	Totals
0101	238	238	798	29.82%	152	85	237
0104	178	178	688	25.87%	74	104	178
0110	534	534	1348	39.61%	250	284	534
0111	391	391	1249	31.31%	171	219	390
0116	68	68	182	37.36%	43	25	68
0118	140	140	327	42.81%	97	42	139
0120	234	234	926	25.27%	113	121	234
0126	254	254	986	25.76%	97	157	254
0127	267	267	824	32.40%	99	167	266
0129	326	326	998	32.67%	160	165	325
0131	539	539	1406	38.34%	208	331	539
0133	638	638	1460	43.70%	287	351	638
0134	697	697	1504	46.34%	298	399	697
0138	1217	1217	2382	51.09%	643	573	1216
0142	593	593	1554	38.16%	259	334	593
0154	684	684	1765	38.75%	321	361	682
0155	545	545	1209	45.08%	197	348	545
0156	340	340	1033	32.91%	135	205	340
0162	268	268	663	40.42%	114	153	267
0163	791	791	1400	56.50%	264	527	791
0165	14	14	17	82.35%	4	10	14
0169	974	974	1805	53.96%	354	616	970
0170	788	788	1722	45.76%	328	460	788
0179	868	868	1856	46.77%	352	516	868
0181	627	627	1241	50.52%	206	418	624
0182	843	843	1753	48.09%	313	529	842
0183	403	403	757	53.24%	144	259	403
0184	298	298	825	36.12%	142	156	298
0185	364	364	783	46.49%	121	243	364
0186	487	487	1154	42.20%	182	304	486
0187	512	512	1044	49.04%	161	351	512
0188	360	360	678	53.10%	89	270	359
Provisional	0	0	0	00.00%	0	0	0
Totals	15480	15480	36337		6378	9083	15461