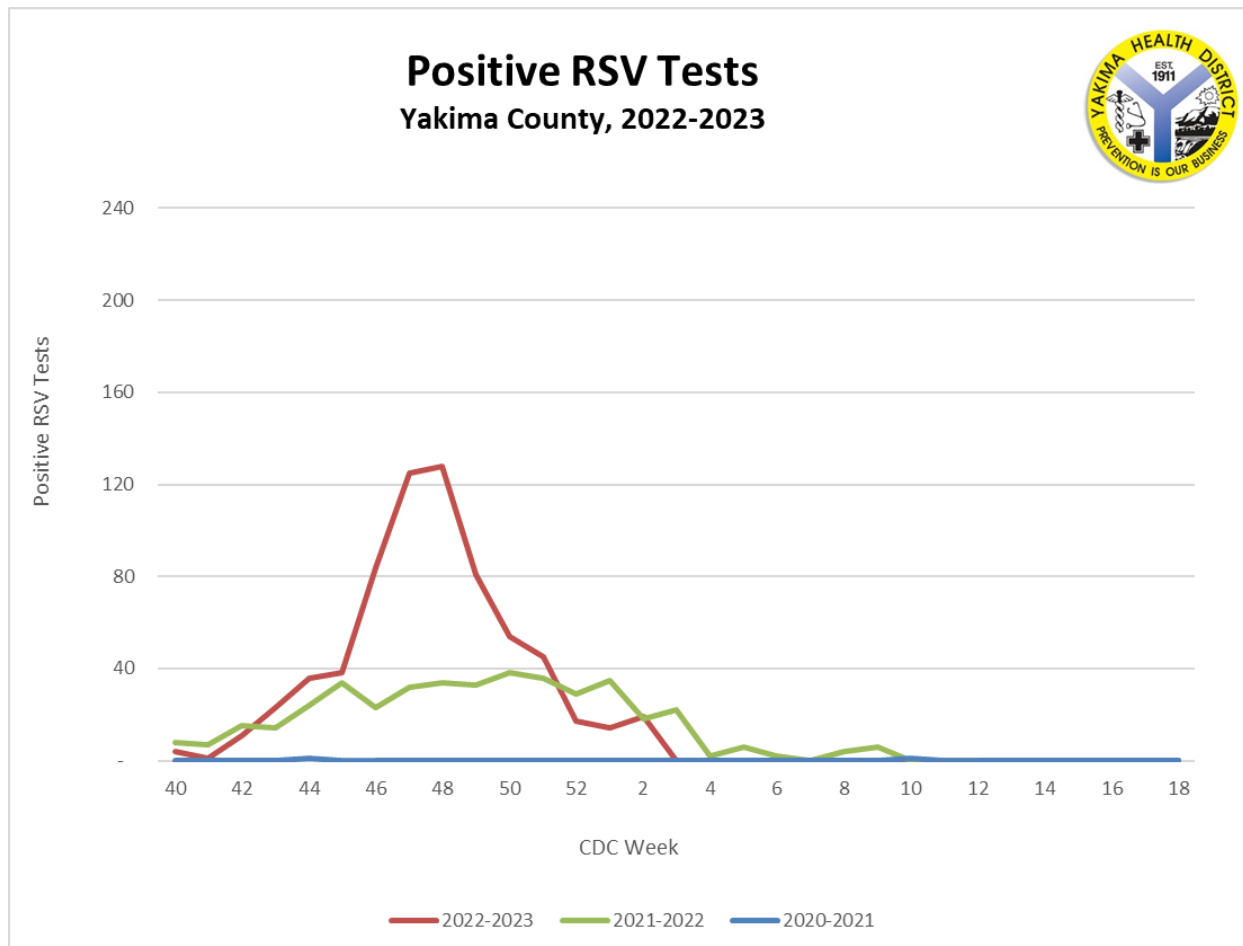


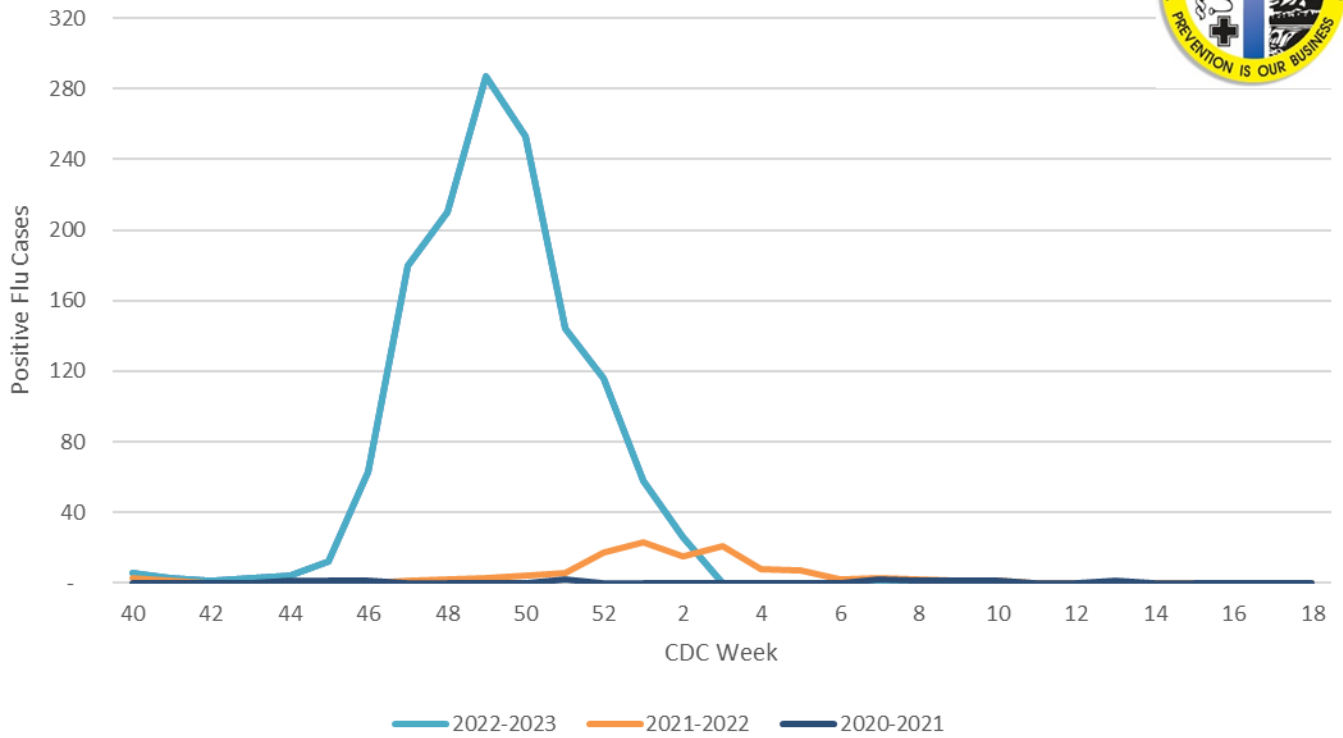
# RSV/Flu Stats 2022-2023

**DISCLAIMER:** Data is provided mostly by Yakima Valley Memorial Hospital, Astria Toppenish Hospital, and Astria Sunnyside Hospital. Because we do not include private provider testing results, this may not be an accurate representation of the total number of cases in our county. It provides only a general guideline.

CDC Week	Start Date	End Date	RSV Tests			Rapid-Antigen Flu Tests		
			Positive	Total	% Positive	Positive	Total	% Positive
40	10/2/2022	10/8/2022	4	72	5.6%	6	164	3.7%
41	10/9/2022	10/15/2022	1	79	1.3%	3	175	1.7%
42	10/16/2022	10/22/2022	11	84	13.1%	1	152	0.7%
43	10/23/2022	10/29/2022	23	149	15.4%	3	213	1.4%
44	10/30/2022	11/5/2022	36	150	24.0%	4	245	1.6%
45	11/6/2022	11/12/2022	38	168	22.6%	12	240	5.0%
46	11/13/2022	11/19/2022	84	329	25.5%	63	477	13.2%
47	11/20/2022	11/26/2022	125	397	31.5%	180	651	27.6%
48	11/27/2022	12/3/2022	128	407	31.4%	210	789	26.6%
49	12/4/2022	12/10/2022	81	435	18.6%	287	762	37.7%
50	12/11/2022	12/17/2022	54	375	14.4%	253	650	38.9%
51	12/18/2022	12/24/2022	45	295	15.3%	144	536	26.9%
52	12/25/2022	12/31/2022	17	253	6.7%	116	504	23.0%
1	1/1/2023	1/7/2023	14	172	8.1%	58	350	16.6%
2	1/8/2023	1/14/2023	19	171	11.1%	26	336	7.7%

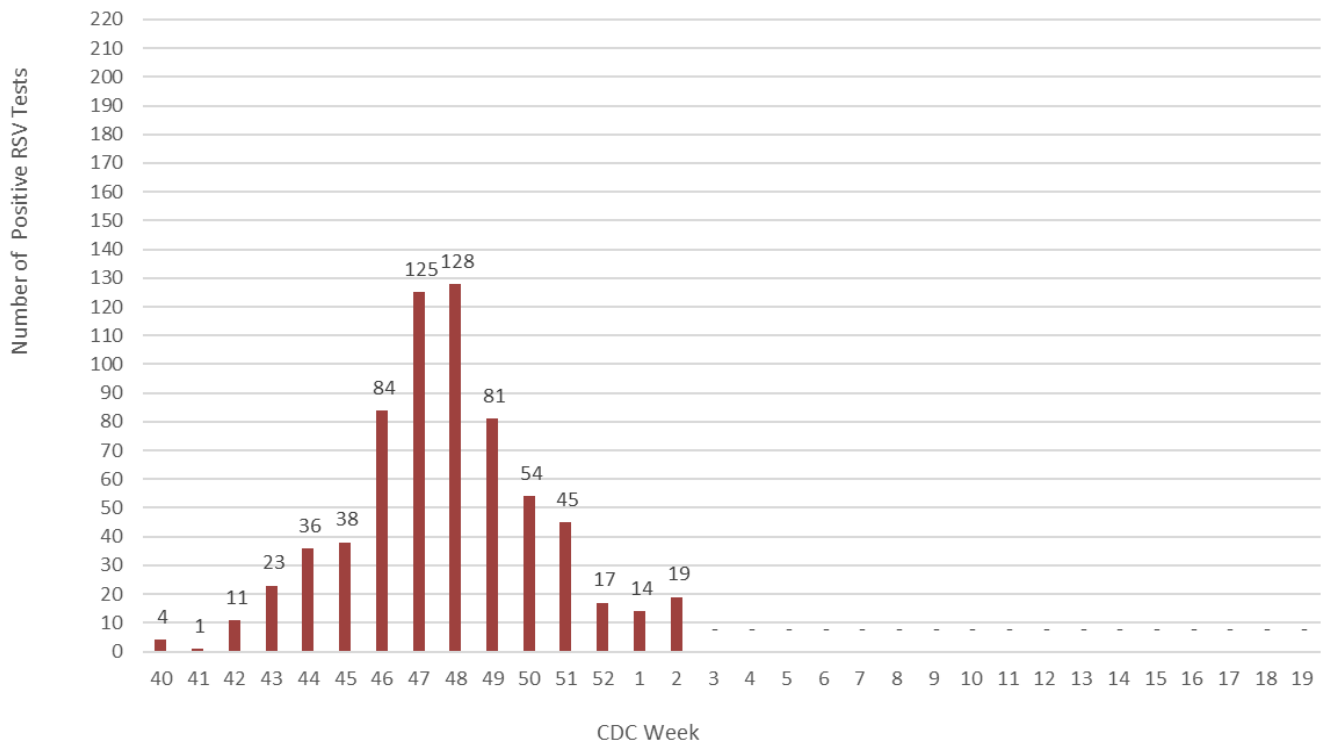


### Positive Rapid-Antigen Influenza Tests Yakima County, 2022-2023



— 2022-2023    — 2021-2022    — 2020-2021

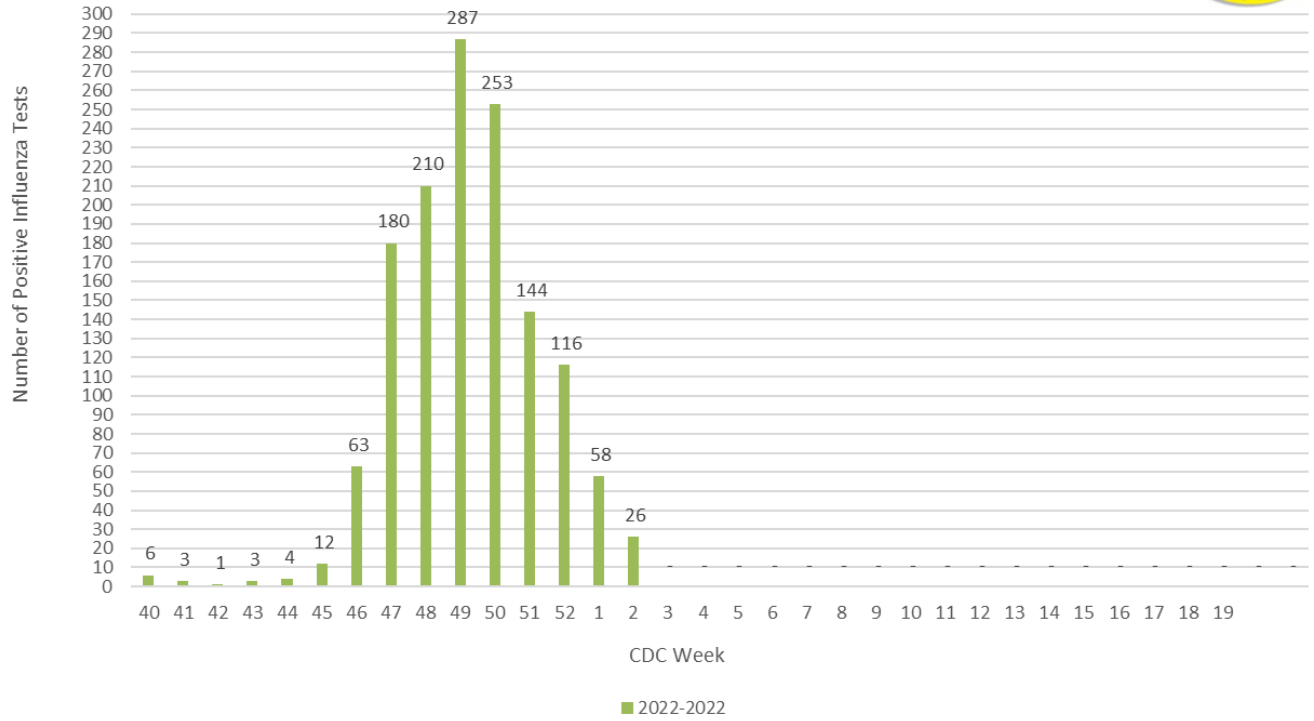
### Positive RSV Tests Yakima County, 2022-2023



CDC Week



### Positive Rapid-Antigen Influenza Tests Yakima County, 2022-2023



### Percent Positive Rapid-Antigen Influenza Tests by Type Yakima County, 2022-2023

