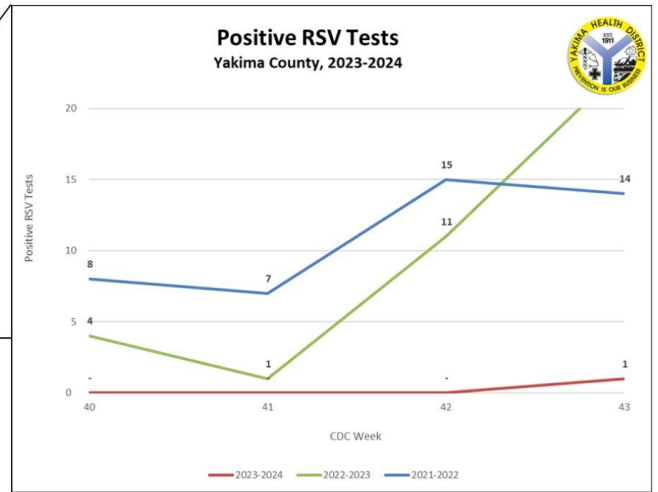
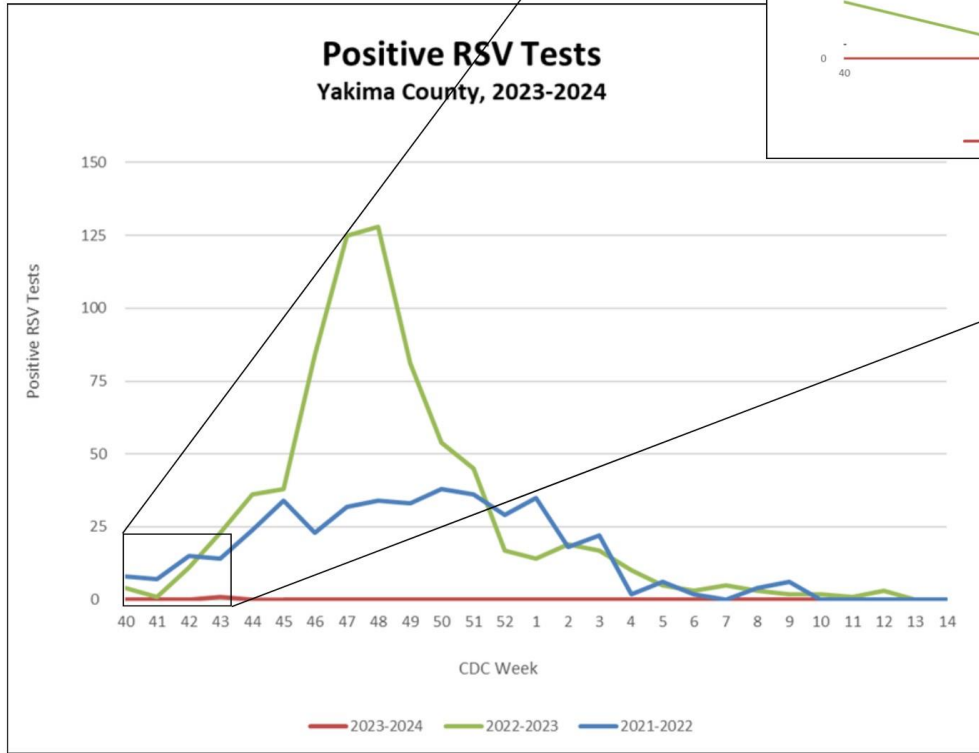


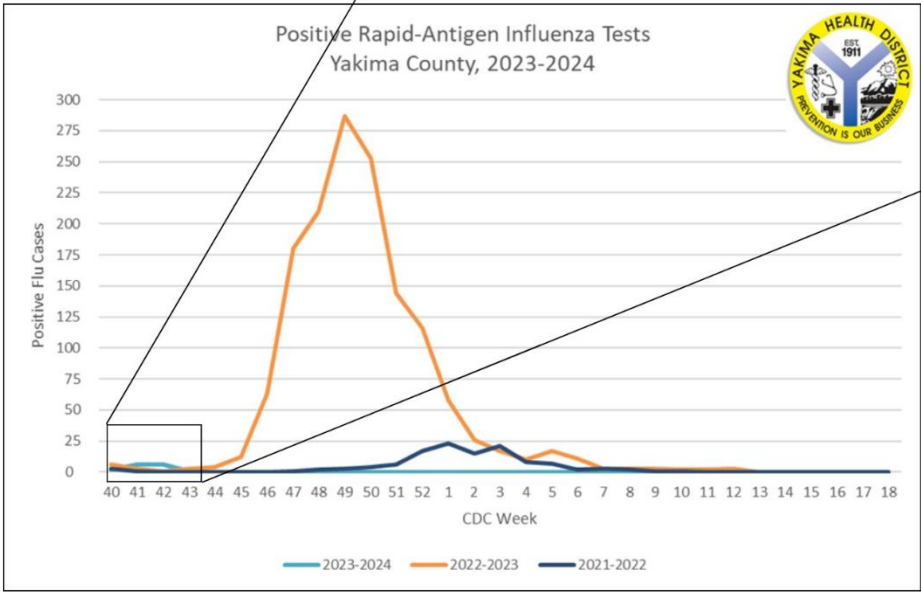
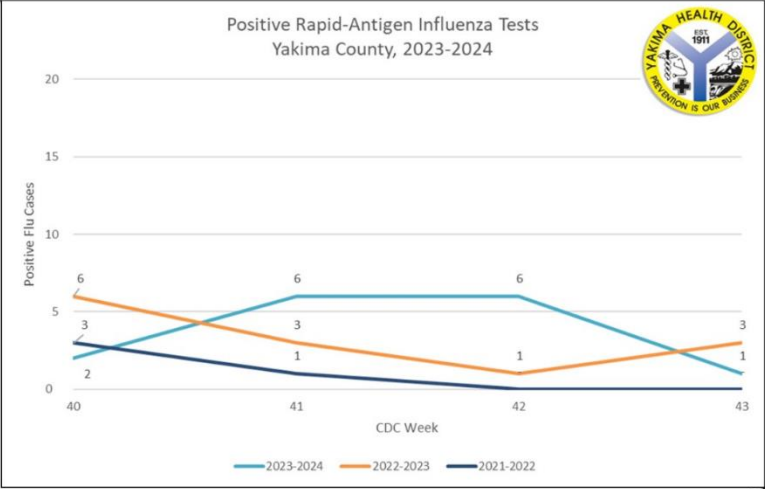
# RSV/Flu Stats 2023-2024

**DISCLAIMER:** Data is provided mostly by Multicare YVMH, Astria Toppenish Hospital, and Astria Sunnyside Hospital. Because we do not include private provider testing results, this may not be an accurate representation of the total number of cases in our county. It provides only a general guideline.

CDC Week	Start Date	End Date	RSV Tests			Rapid-Antigen Flu Tests		
			Positive	Total	% Positive	Positive	Total	% Positive
40	10/1/2023	10/7/2023	0	83	0.0%	2	201	1.0%
41	10/8/2023	10/14/2023	0	85	0.0%	6	183	3.3%
42	10/15/2023	10/21/2023	0	108	0.0%	6	224	2.7%
43	10/22/2023	10/28/2023	1	98	1.0%	1	186	0.5%



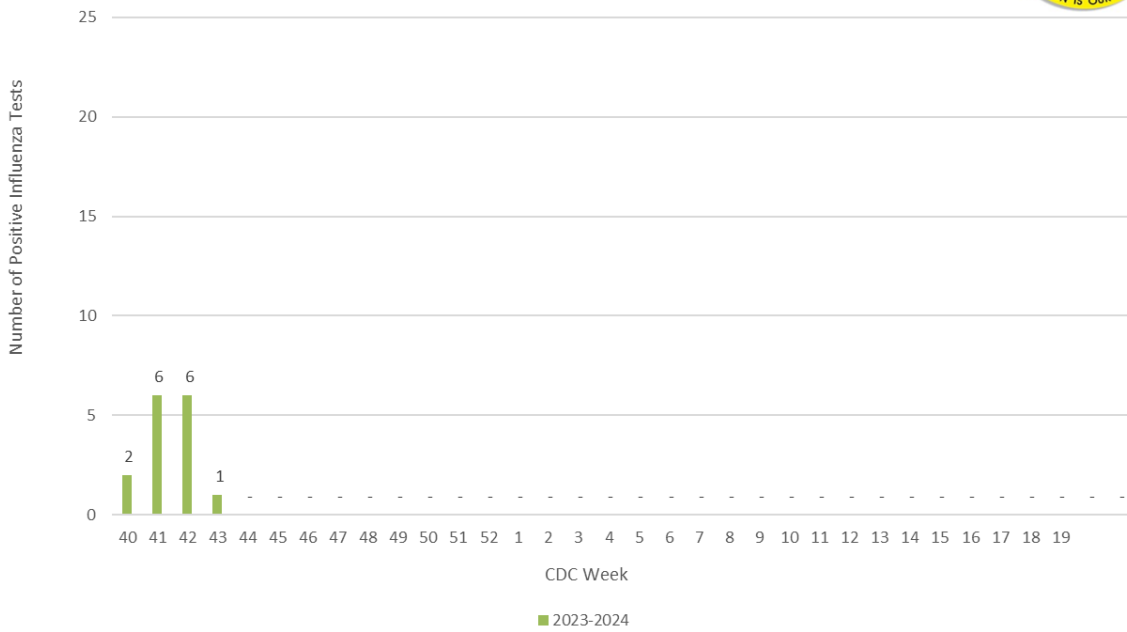
The large 'Positive RSV Tests' graph shows the RSV positive cases for the complete Flu/RSV season of 2021-2022 and 2022-2023 in Yakima County. The small graph focuses in on the positive RSV numbers for the current 2023-2024 Flu/RSV season through week 43.



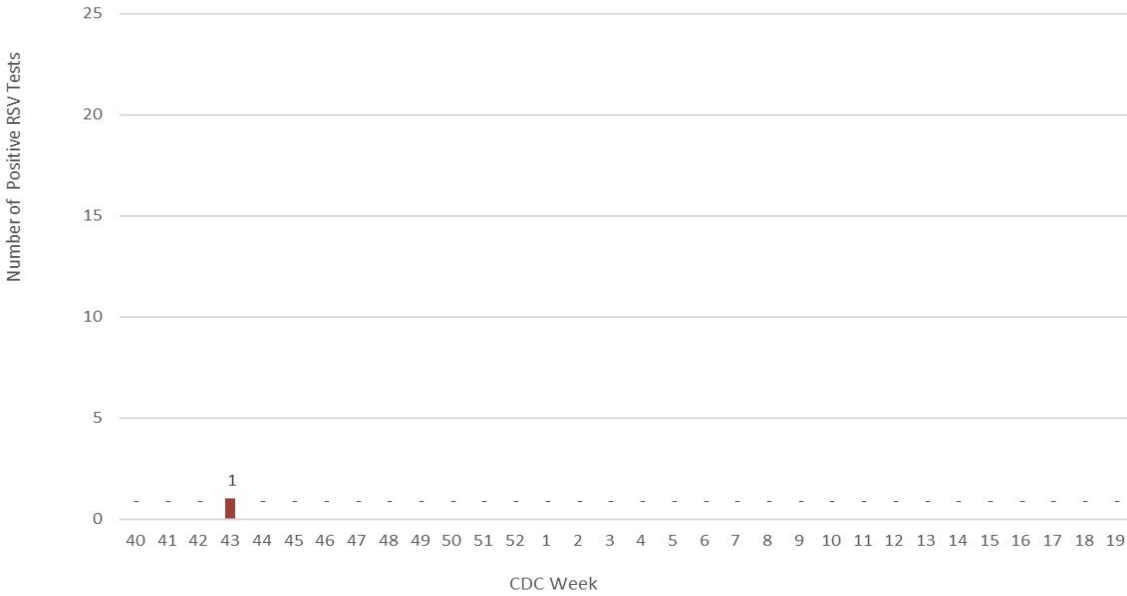
The large 'Positive Rapid-Antigen Influenza Tests' graph shows the flu positive cases for the complete Flu/RSV season of 2021-2022 and 2022-2023 in Yakima County. The small graph focuses in on the positive flu numbers for the current 2023-2024 Flu/RSV season through week 43.



### Positive Rapid-Antigen Influenza Tests Yakima County, 2023-2024



### Positive RSV Tests Yakima County, 2023-2024



### Percent Positive Rapid-Antigen Influenza Tests by Type Yakima County, 2023-2024

