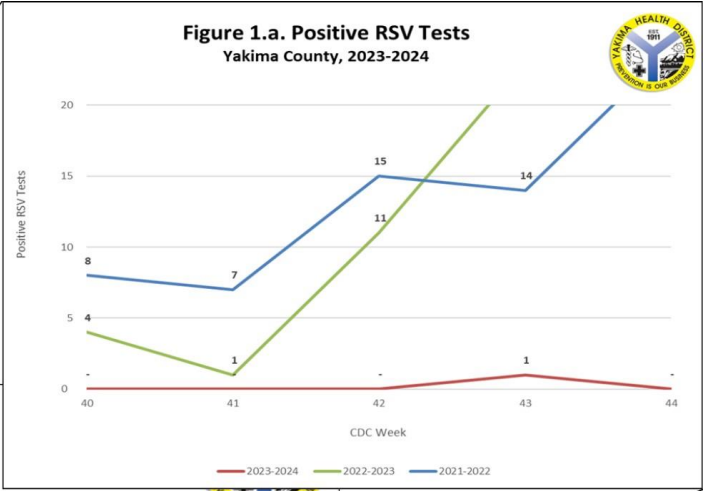
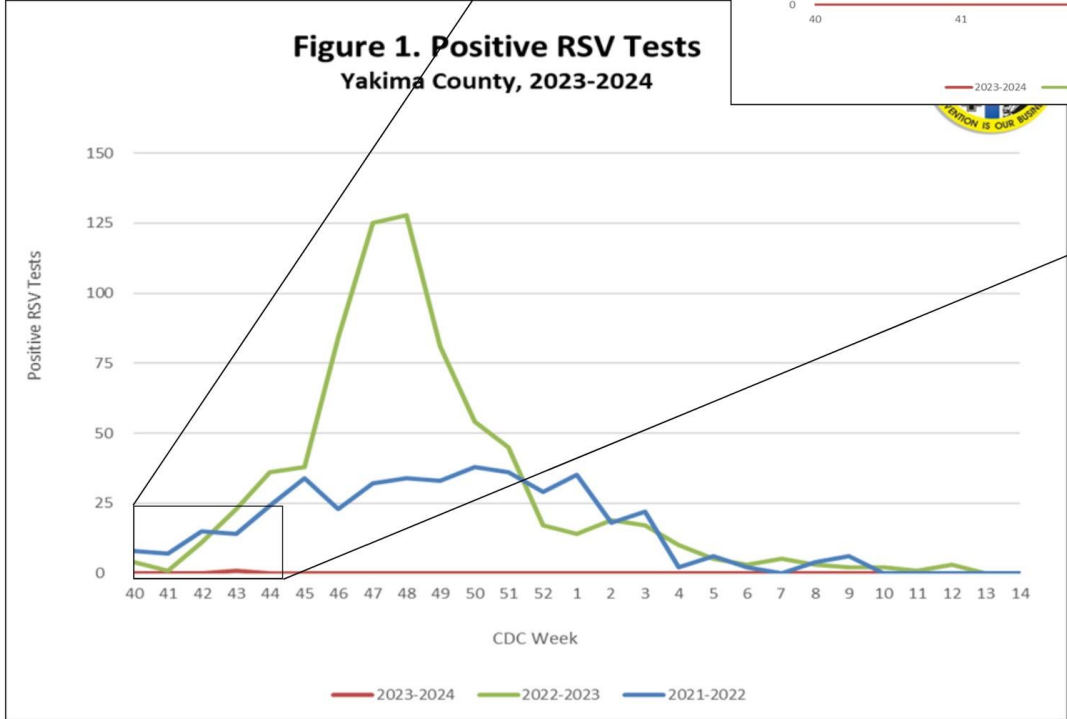


RSV/Flu and COVID-19 Hospitalizations Statistics 2023-2024

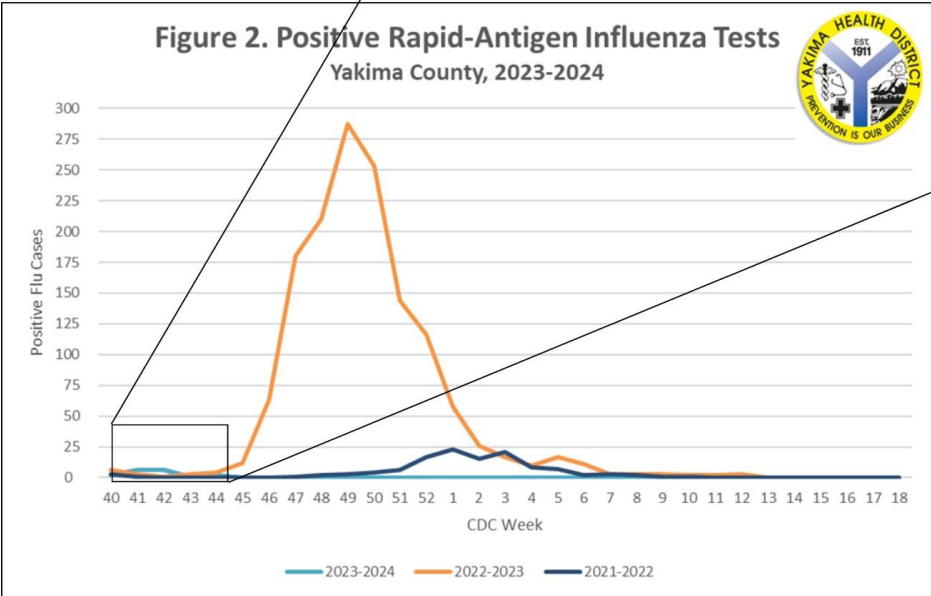
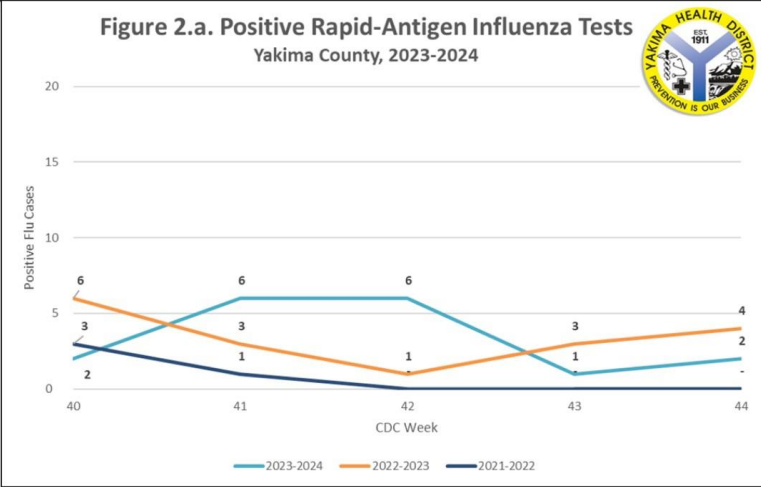
DISCLAIMER: Data for RSV/Flu is provided by Multicare YVMH, Astria Toppenish Hospital, and Astria Sunnyside Hospital. Because we do not include private provider testing results, this may not be an accurate representation of the total number of cases in our county. COVID-19 Hospitalizations are provided by the Washington Disease Reporting System (WDRS). This report provides only a general guideline of disease trends.

Table 1. Total Number of Positive RSV and Flu Tests by CDC Week 2023-2024

CDC Week	Start Date	End Date	RSV Tests			Rapid-Antigen Flu Tests		
			Positive	Total	% Positive	Positive	Total	% Positive
40	10/1/2023	10/7/2023	0	83	0.0%	2	201	1.0%
41	10/8/2023	10/14/2023	0	85	0.0%	6	183	3.3%
42	10/15/2023	10/21/2023	0	108	0.0%	6	224	2.7%
43	10/22/2023	10/28/2023	1	98	1.0%	1	186	0.5%
44	10/29/2023	11/4/2023	0	105	0.0%	2	187	1.1%



The 'Positive RSV Tests' Figure 1. shows the RSV positive cases for the complete Flu/RSV season of 2021-2022 and 2022-2023 in Yakima County. Figure 1.a. focuses in on the positive RSV numbers for the current 2023-2024 Flu/RSV season through week 44.



The 'Positive Rapid-Antigen Influenza Tests' if Figure 2 shows the flu positive cases for the complete Flu/RSV season of 2021-2022 and 2022-2023 in Yakima County. Figure 2.a. focuses in on the positive flu numbers for the current 2023-2024 Flu/RSV season through week 44.



Figure 3. Positive RSV Tests Yakima County, 2023-2024

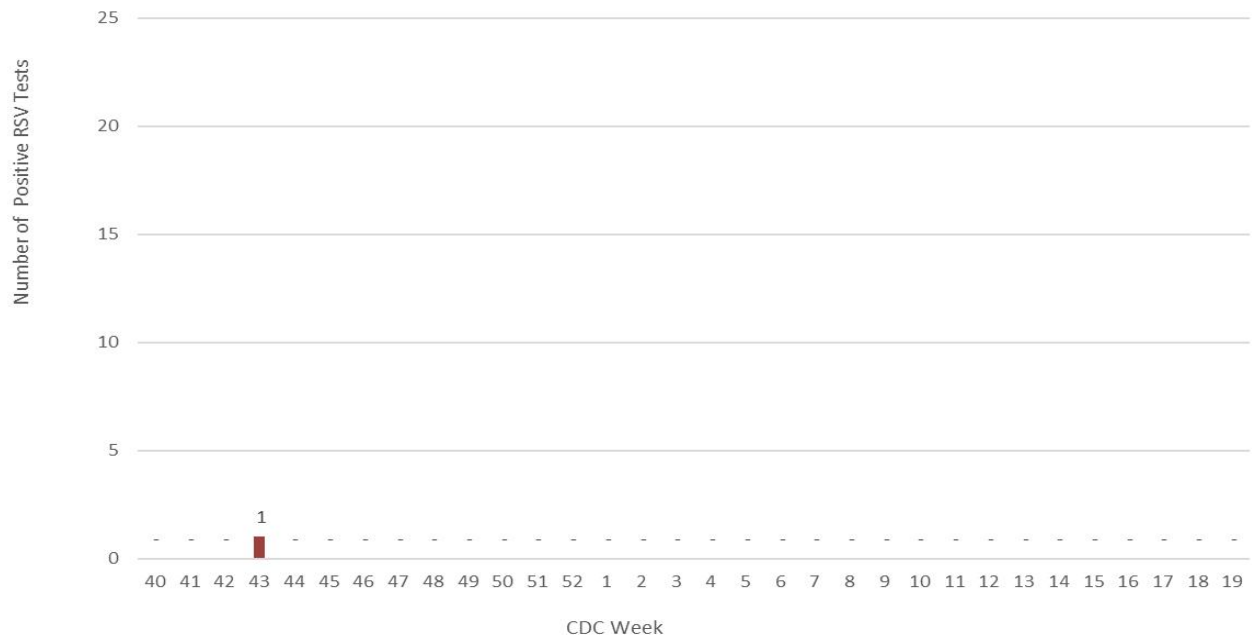


Figure 4. Positive Rapid-Antigen Influenza Tests Yakima County, 2023-2024

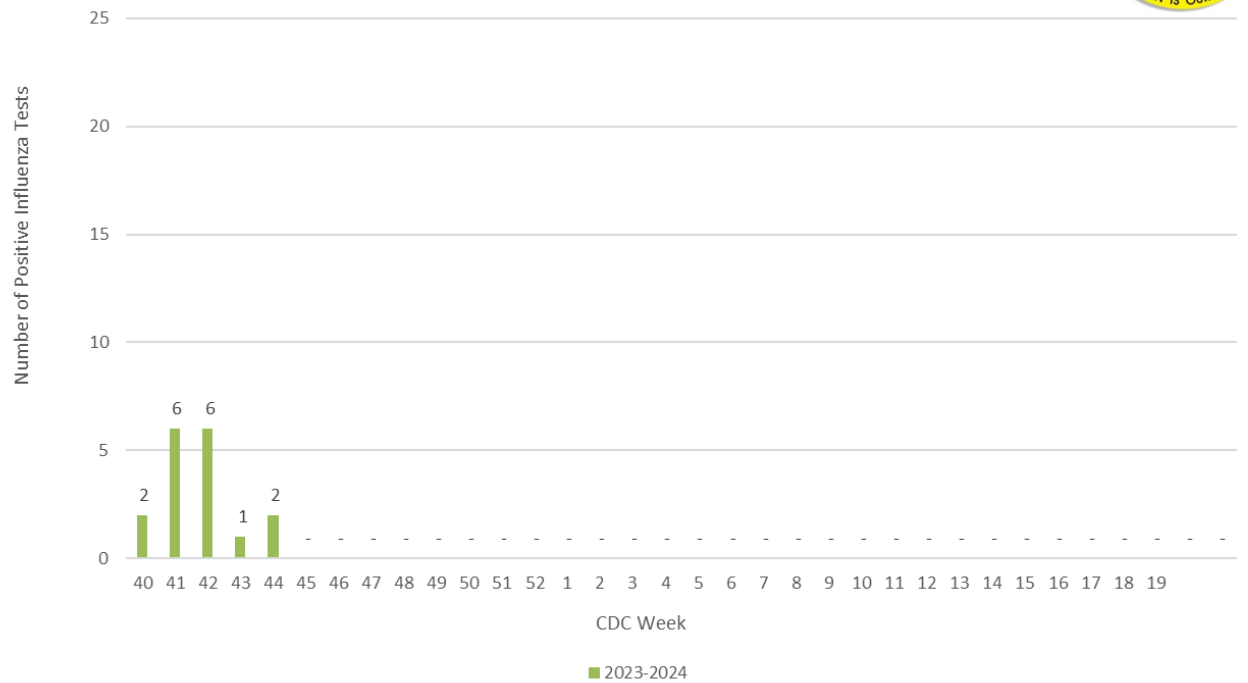


Figure 5. Percent Positive Rapid-Antigen Influenza Tests by Influenza Type
Yakima County, 2023-2024

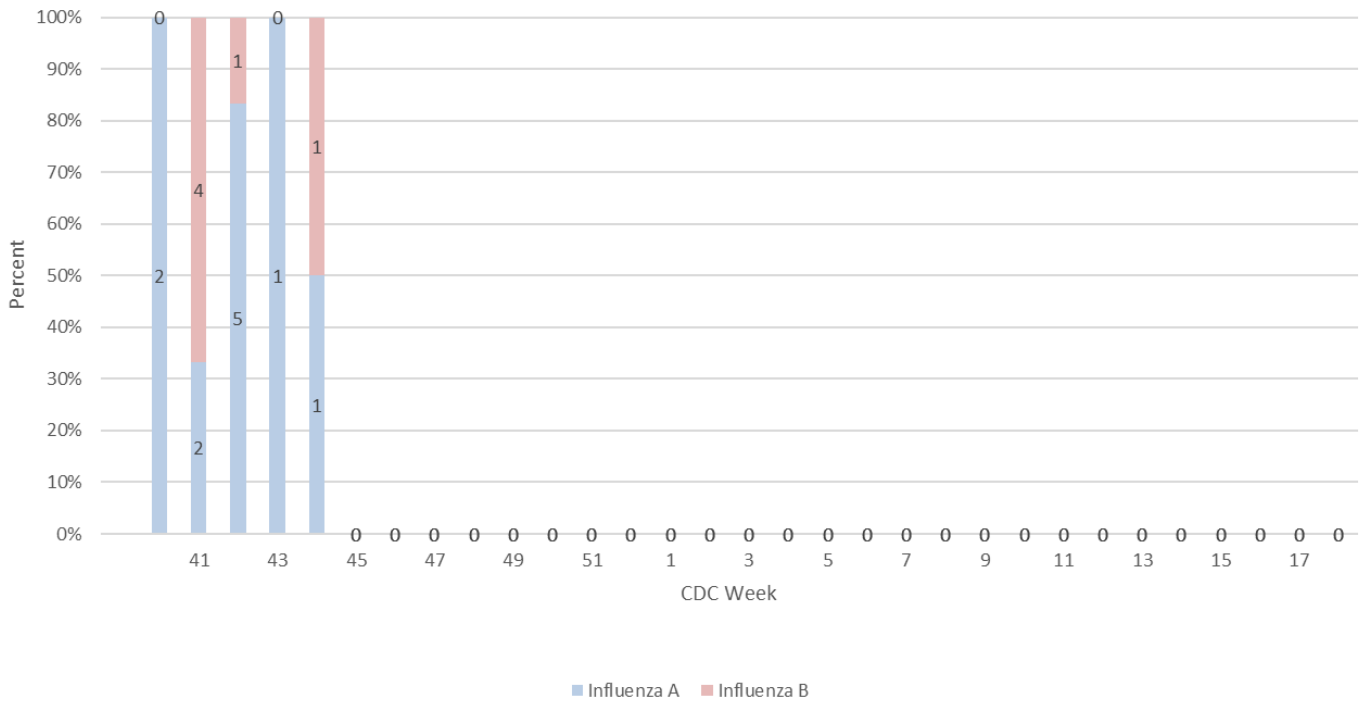


Figure 6. COVID-19 Weekly Hospitalizations
Yakima County, 2023-2024

