

RSV/Flu and COVID-19 Statistics 2023-2024

DISCLAIMER: Data for RSV/Flu is provided by Multicare YVMH, Astria Toppenish Hospital, and Astria Sunnyside Hospital. Because we do not include private provider testing results, this may not be an accurate representation of the total number of cases in our county. COVID-19 Hospitalizations are provided by the Washington Disease Reporting System (WDRS). This report provides only a general guideline of disease trends.

Table 1. Total Number of Positive RSV and Flu Tests by CDC Week 2023-2024

CDC Week	Start Date	End Date	RSV Tests			Rapid-Antigen Flu Tests		
			Positive	Total	% Positive	Positive	Total	% Positive
40	10/1/2023	10/7/2023	0	83	0.0%	2	201	1.0%
41	10/8/2023	10/14/2023	0	85	0.0%	6	183	3.3%
42	10/15/2023	10/21/2023	0	108	0.0%	6	224	2.7%
43	10/22/2023	10/28/2023	1	98	1.0%	1	186	0.5%
44	10/29/2023	11/4/2023	0	105	0.0%	2	187	1.1%
45	11/5/2023	11/11/2023	2	134	1.5%	21	243	8.6%
46	11/12/2023	11/18/2023	10	186	5.4%	58	376	15.4%
47	11/19/2023	11/25/2023	6	262	2.3%	60	428	14.0%
48	11/26/2023	12/2/2023	7	248	2.8%	95	516	18.4%
49	12/3/2023	12/9/2023	8	118	6.8%	47	174	27.0%

NOTE: Week 49 statistics include Astria Toppenish Hospital and Astria Sunnyside Hospital. Do not include MultiCare YVMH Data.



Figure 1.a. Positive RSV Tests
Yakima County, 2023-2024

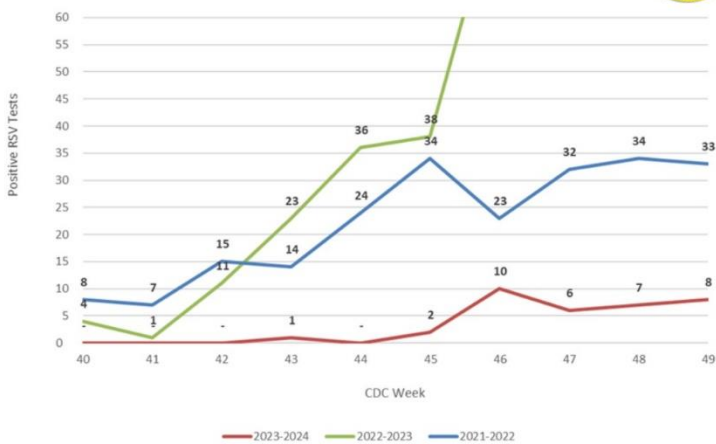
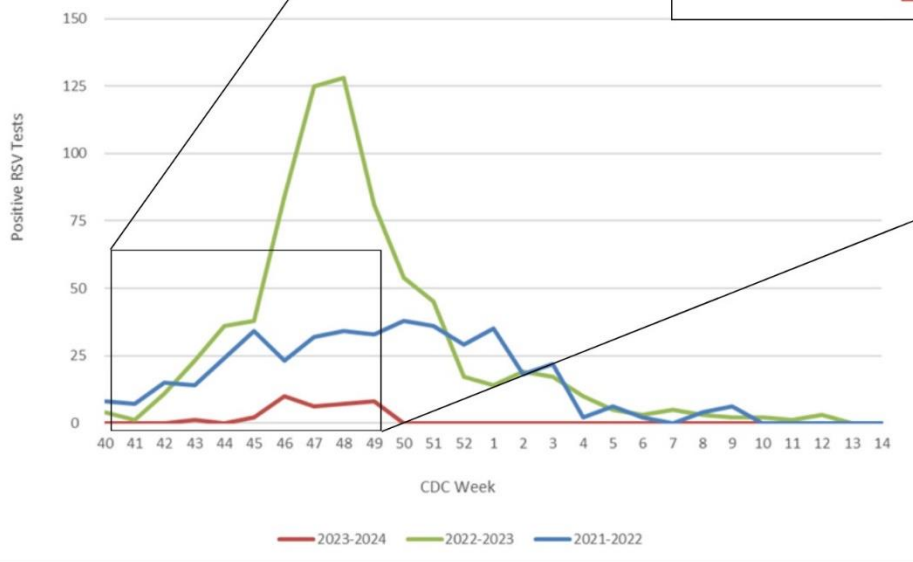
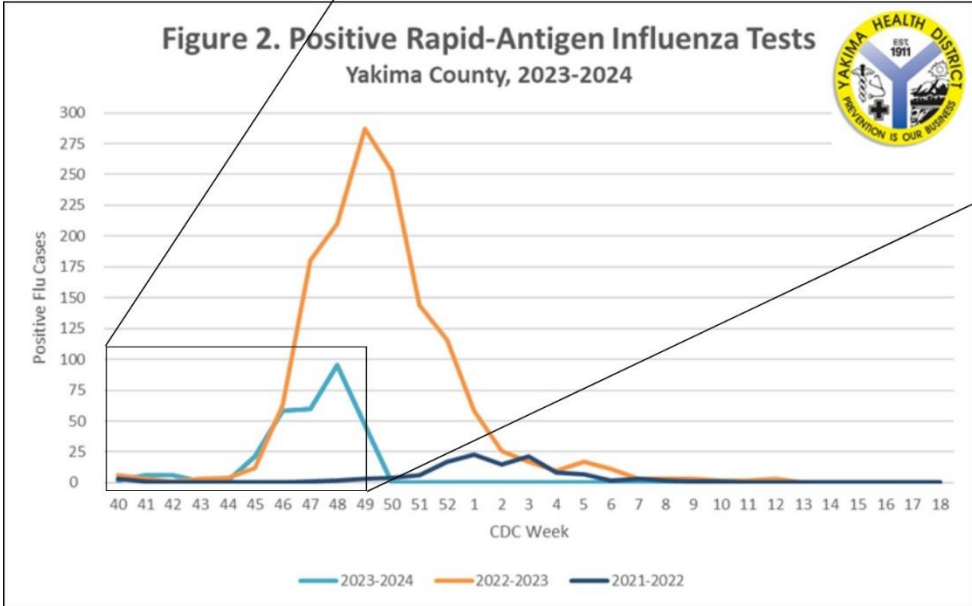
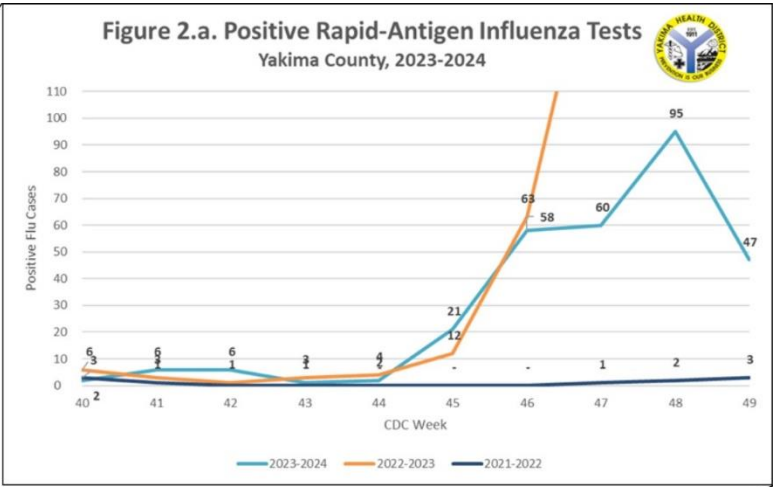


Figure 1. Positive RSV Tests
Yakima County, 2023-2024



The 'Positive RSV Tests' Figure 1. shows the RSV positive cases for the complete Flu/RSV season of 2021-2022 and 2022-2023 in Yakima County. Figure 1.a. focuses in on the positive RSV numbers for the current 2023-2024 Flu/RSV season through week 49.



The 'Positive Rapid-Antigen Influenza Tests' if Figure 2 shows the flu positive cases for the complete Flu/RSV season of 2021-2022 and 2022-2023 in Yakima County. Figure 2.a. focuses in on the positive flu numbers for the current 2023-2024 Flu/RSV season through week 49.

Figure 3. Positive RSV Tests
Yakima County, 2023-2024

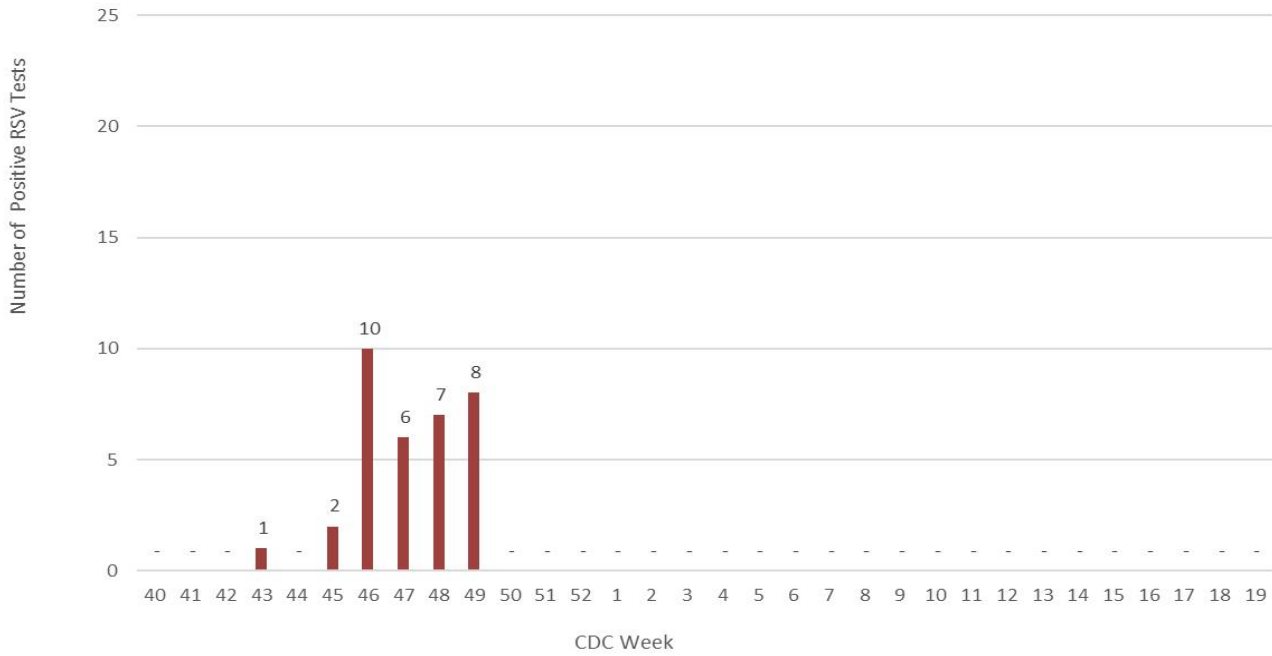


Figure 4. Positive Rapid-Antigen Influenza Tests
Yakima County, 2023-2024

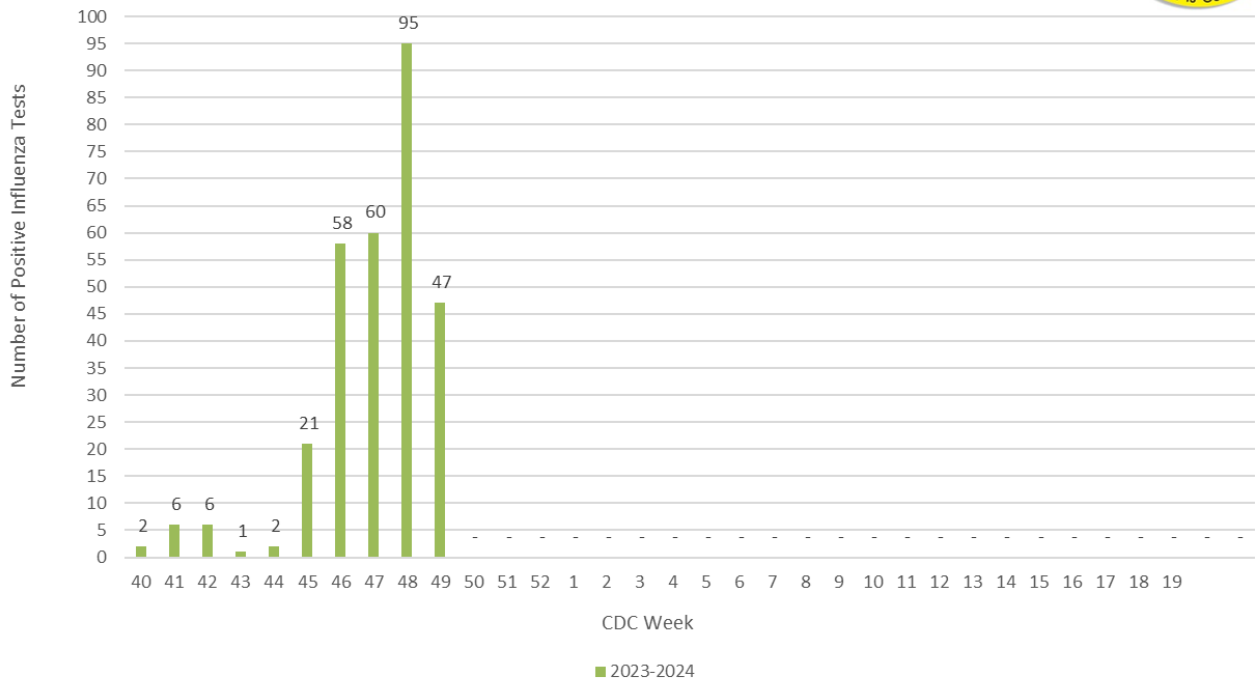


Figure 5. Percent Positive Rapid-Antigen Influenza Tests by Influenza Type
Yakima County, 2023-2024

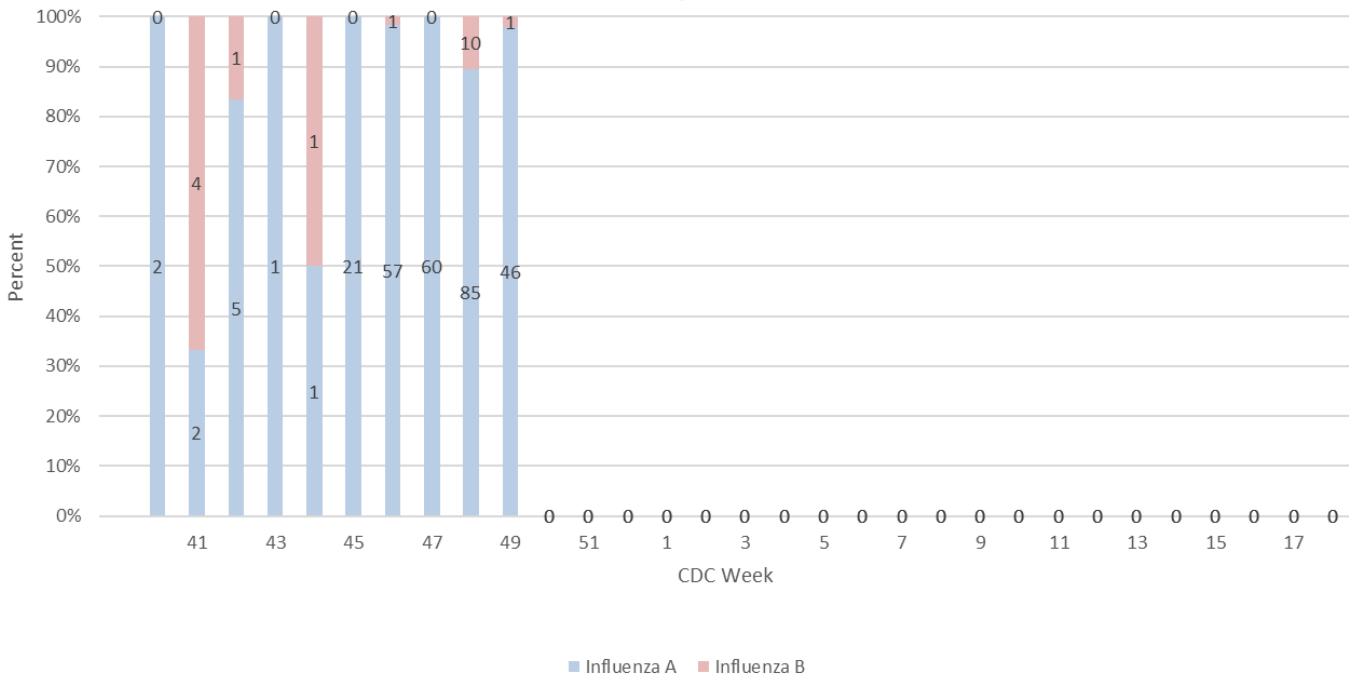


Figure 6. COVID-19 Weekly Hospitalizations
Yakima County, 2023-2024

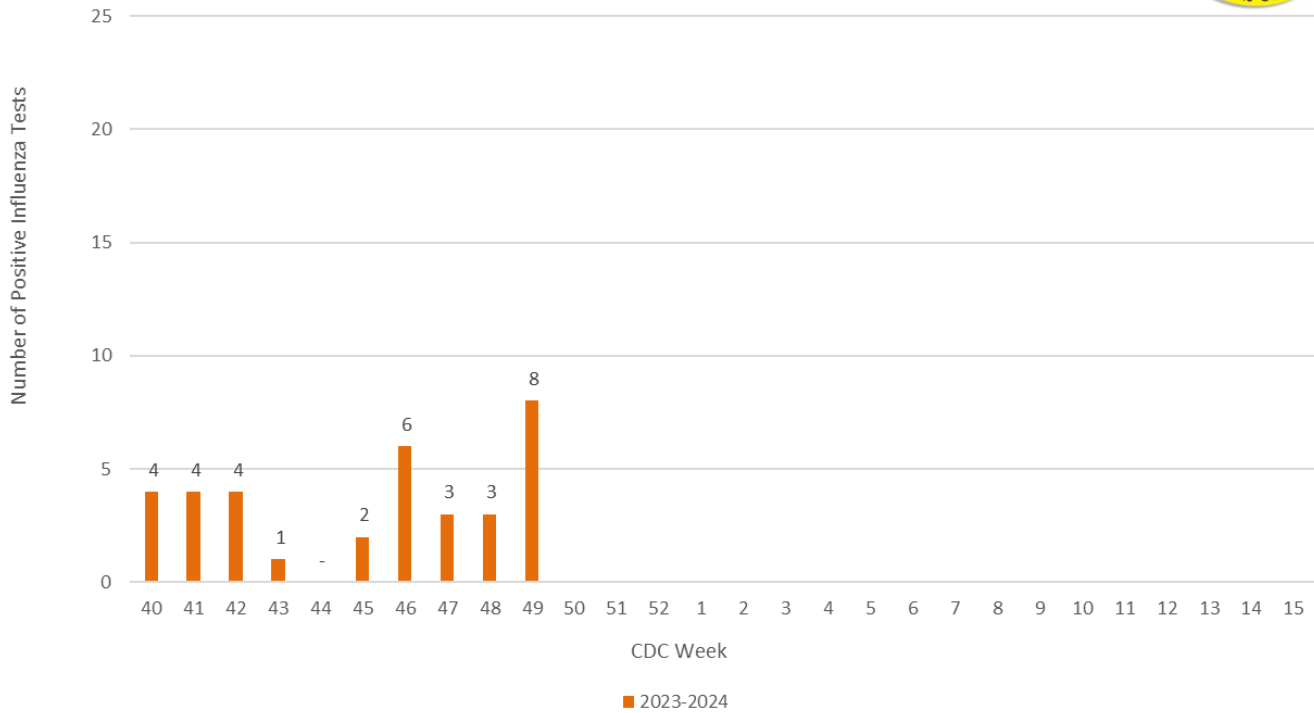


Table 2. Active COVID-19 Outbreaks in Yakima County

Facility	Facility Type	Location
Pear Tree Place II	Supported Living	2902 Powerhouse Rd, Yakima WA
James Oldham Treatment Center	Addiction Treatment Center	201 Highland Dr, Buena WA
Riel House	Addiction Treatment Center	613 Superior Lane, Yakima WA
Assisted Living Facilities with Active COVID-19 Outbreaks		
Facility	Location	
-	-	
Long Term Care Facilities with Active COVID-19 Outbreaks or Active Transmission		
Facility	Location	
The Terraces at Summitview	3801 Summitview Ave, Yakima WA	
Emerald Care	209 N Ahtanum Ave, Wapato WA	
Landmark Care and Rehabilitation	710 N 39th Ave, Yakima WA	
Toppenish Nursing and Rehab Center	802 W 3rd Ave, Toppenish WA	