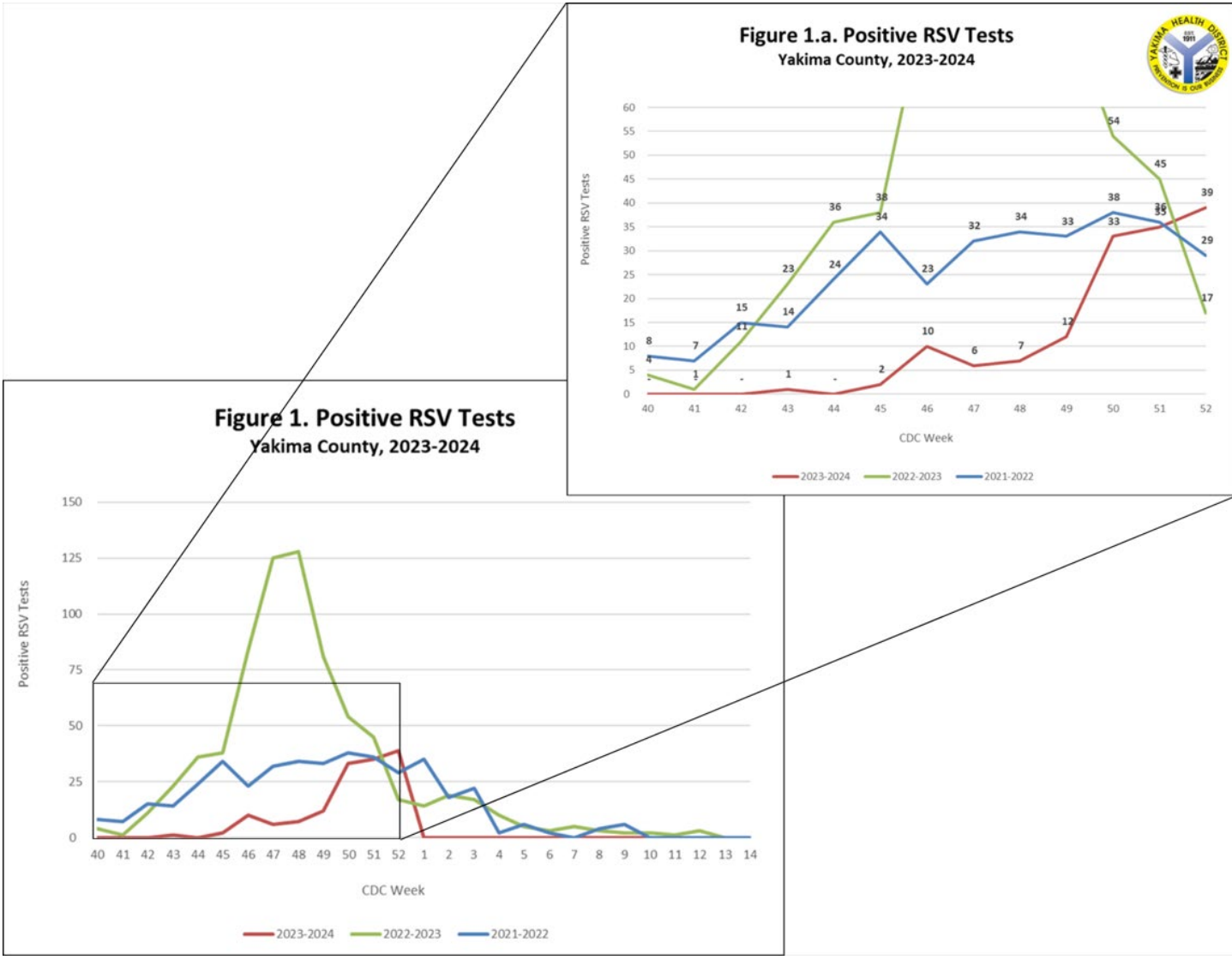


# RSV/Flu and COVID-19 Statistics 2023-2024

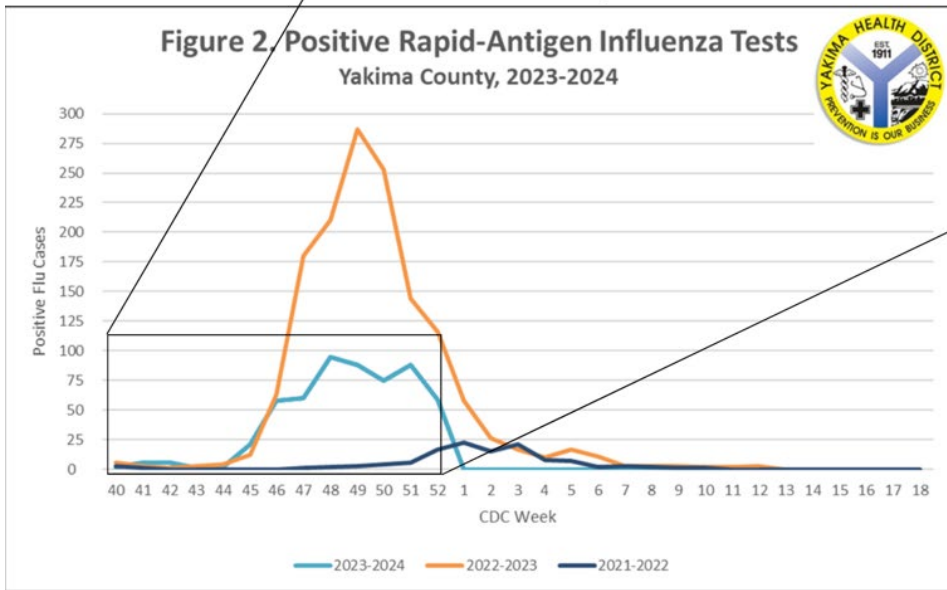
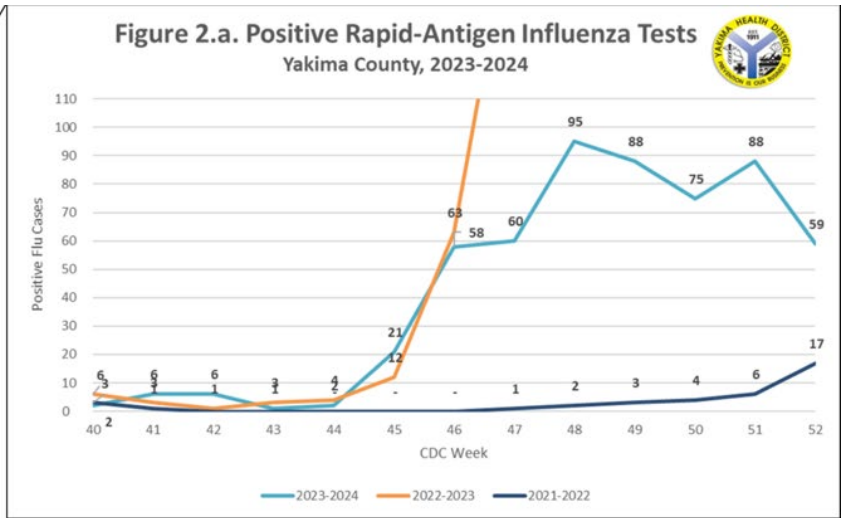
**DISCLAIMER:** Data for RSV/Flu is provided by MultiCare YVMH, Astria Toppenish Hospital, and Astria Sunnyside Hospital. Because we do not include private provider testing results, this may not be an accurate representation of the total number of cases in our county. COVID-19 Hospitalizations are provided by the Washington Disease Reporting System (WDRS). This report provides only a general guideline of disease trends.

**Table 1. Total Number of Positive RSV and Flu Tests by CDC Week 2023-2024**

CDC Week	Start Date	End Date	RSV Tests			Rapid-Antigen Flu Tests		
			Positive	Total	% Positive	Positive	Total	% Positive
40	10/1/2023	10/7/2023	0	83	0.0%	2	201	1.0%
41	10/8/2023	10/14/2023	0	85	0.0%	6	183	3.3%
42	10/15/2023	10/21/2023	0	108	0.0%	6	224	2.7%
43	10/22/2023	10/28/2023	1	98	1.0%	1	186	0.5%
44	10/29/2023	11/4/2023	0	105	0.0%	2	187	1.1%
45	11/5/2023	11/11/2023	2	134	1.5%	21	243	8.6%
46	11/12/2023	11/18/2023	10	186	5.4%	58	376	15.4%
47	11/19/2023	11/25/2023	6	262	2.3%	60	428	14.0%
48	11/26/2023	12/2/2023	7	248	2.8%	95	516	18.4%
49	12/3/2023	12/9/2023	12	304	3.9%	88	512	17.2%
50	12/10/2023	12/16/2023	33	325	10.2%	75	477	15.7%
51	12/17/2023	12/23/2023	35	320	10.9%	88	495	17.8%
52	12/24/2023	12/30/2023	39	281	13.9%	59	488	12.1%



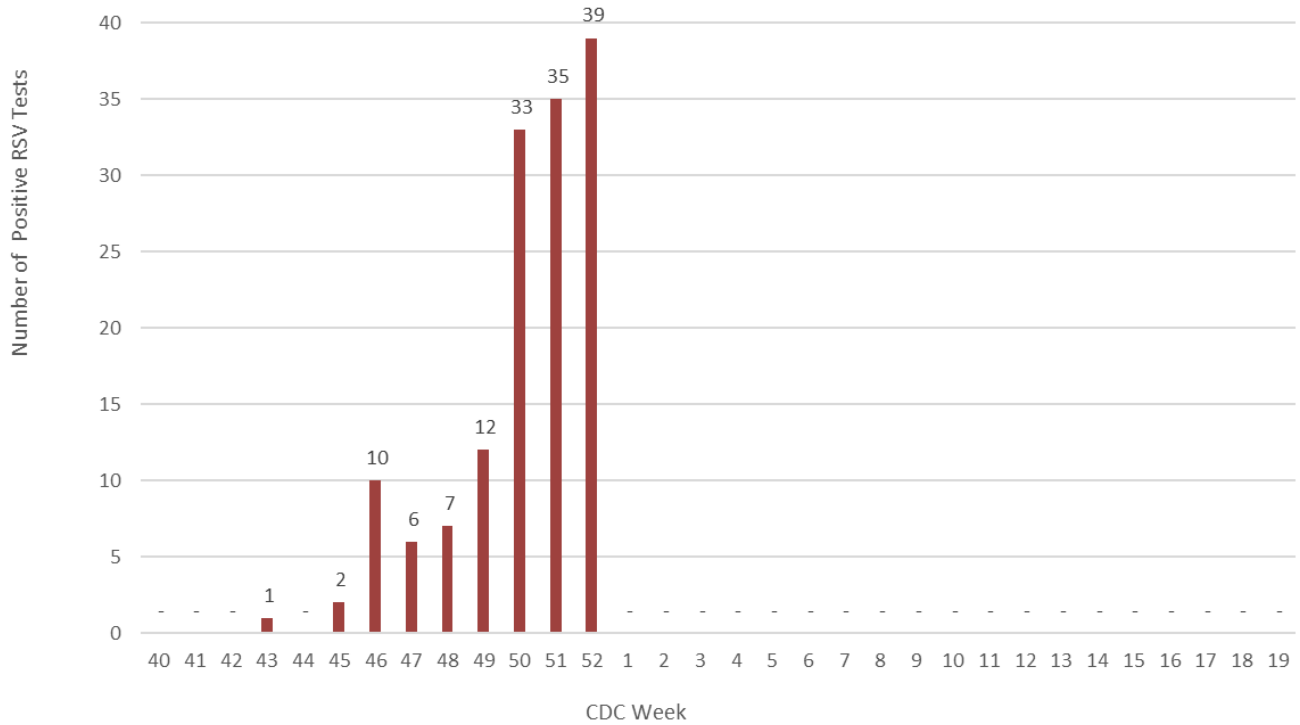
The 'Positive RSV Tests' Figure 1. shows the RSV positive cases for the complete Flu/RSV season of 2021-2022 and 2022-2023 in Yakima County. Figure 1.a. focuses in on the positive RSV numbers for the current 2023-2024 Flu/RSV season through week 52.



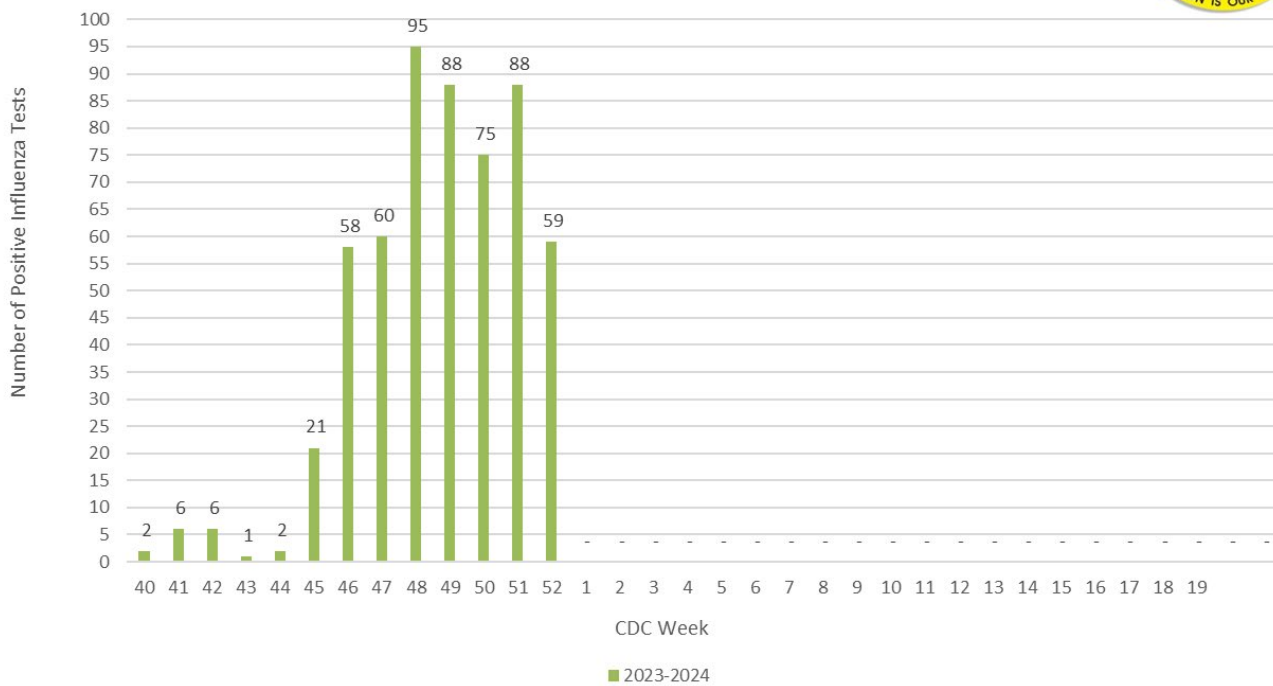
The 'Positive Rapid-Antigen Influenza Tests' if Figure 2 shows the flu positive cases for the complete Flu/RSV season of 2021-2022 and 2022-2023 in Yakima County. Figure 2.a. focuses in on the positive flu numbers for the current 2023-2024 Flu/RSV season through week 52.



### Figure 3. Positive RSV Tests Yakima County, 2023-2024

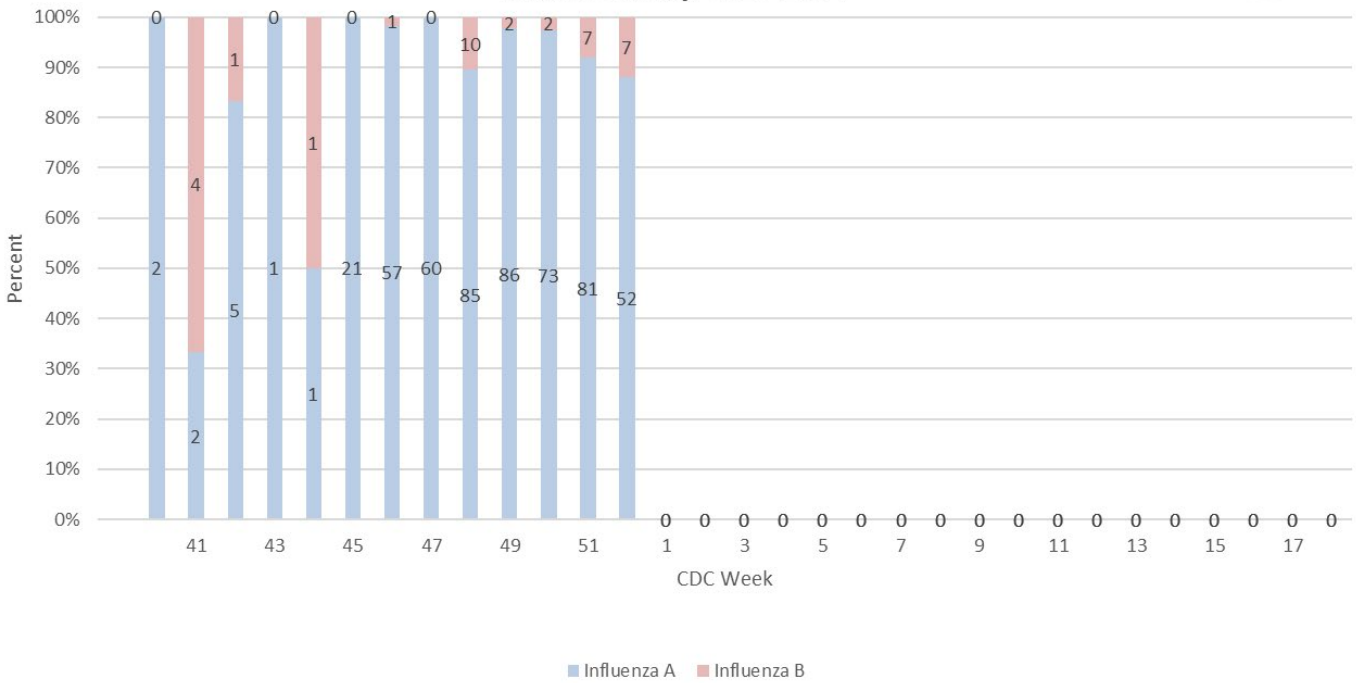


### Figure 4. Positive Rapid-Antigen Influenza Tests Yakima County, 2023-2024

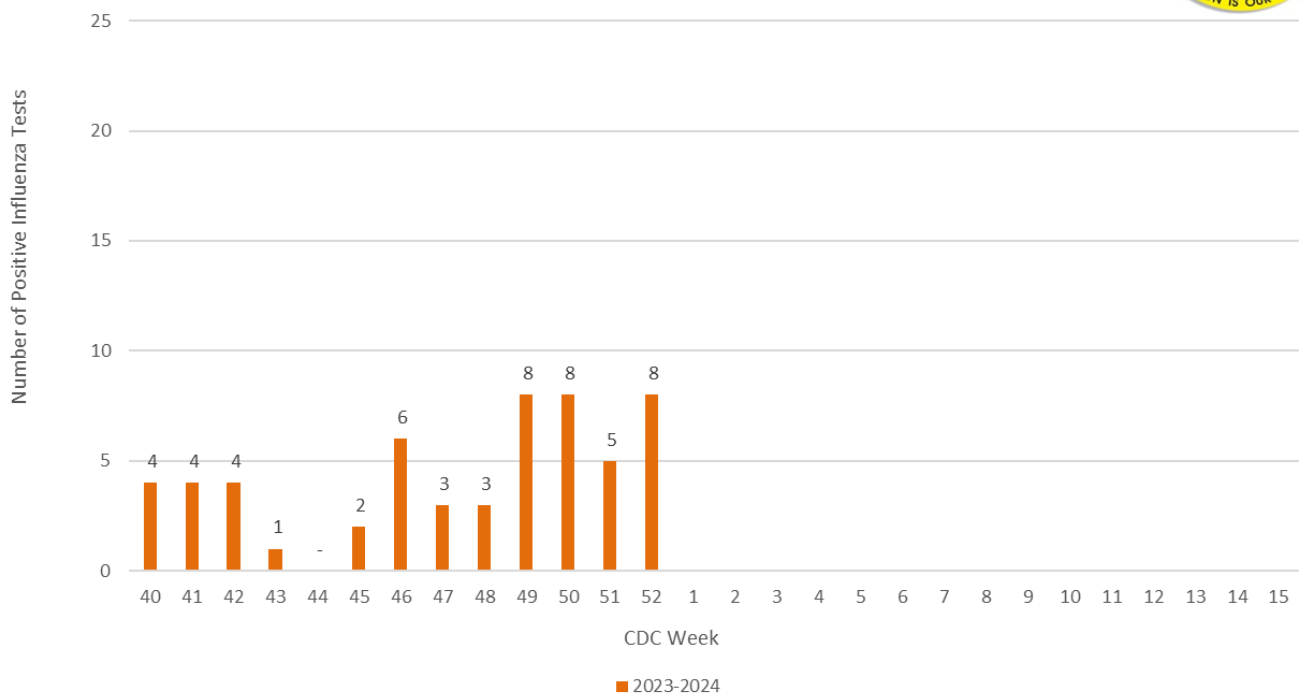


**Figure 5. Percent Positive Rapid-Antigen Influenza Tests by Influenza Type**

Yakima County, 2023-2024



**Figure 6. COVID-19 Weekly Hospitalizations**  
Yakima County, 2023-2024



<b>Table 2. Active COVID-19 Outbreaks in Yakima County</b>		
<b>Facility</b>	<b>Facility Type</b>	<b>Location</b>
Riel House	Addiction Treatment Center	613 Superior Lane, Yakima WA
<b>Assisted Living Facilities with Active COVID-19 Outbreaks</b>		
<b>Facility</b>	<b>Location</b>	
Avamere at Englewood Heights	3710 Kern Rd, Yakima WA	
<b>Long Term Care Facilities with Active COVID-19 Outbreaks or Active Transmission</b>		
<b>Facility</b>	<b>Location</b>	
The Terraces at Summitview	3801 Summitview Ave, Yakima WA	