

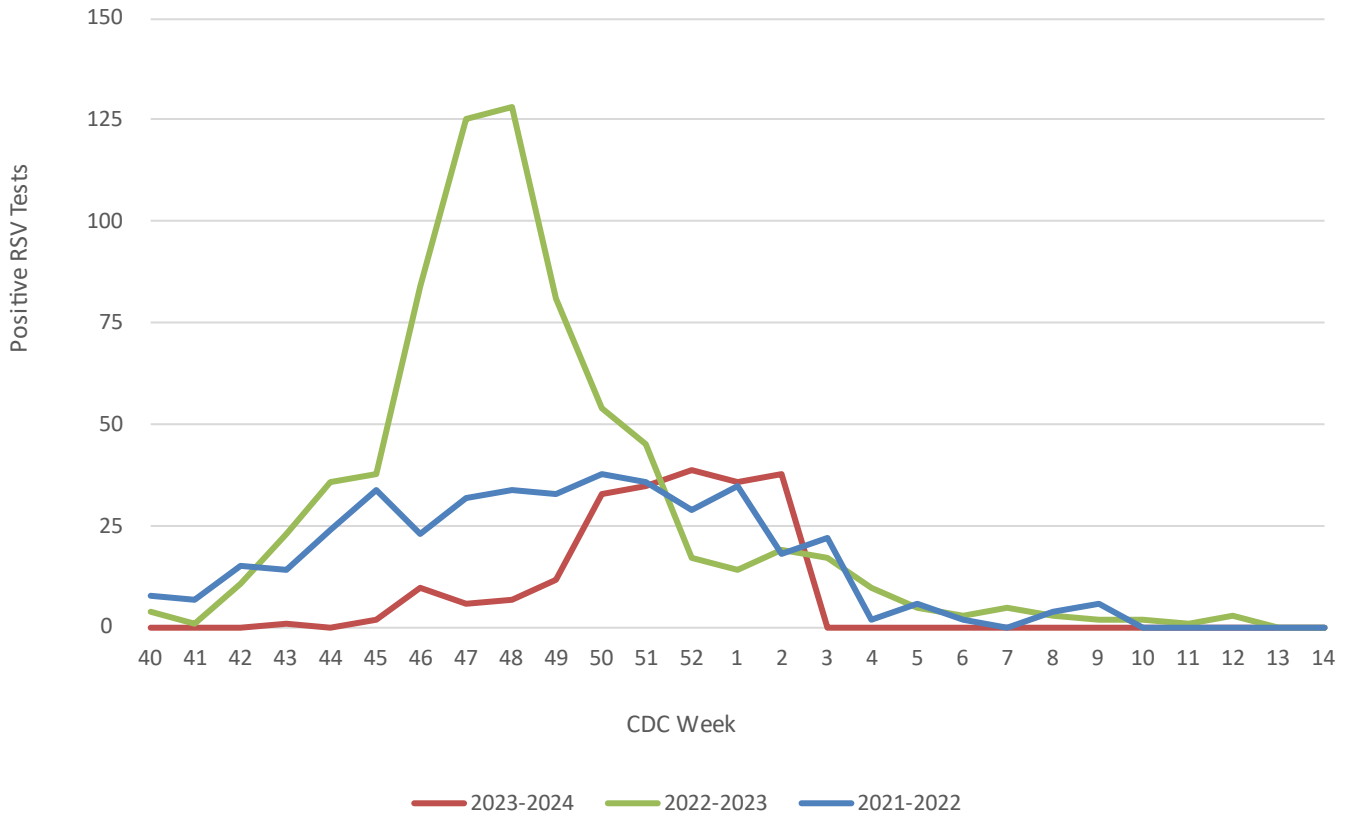
RSV/Flu and COVID-19 Statistics 2023-2024

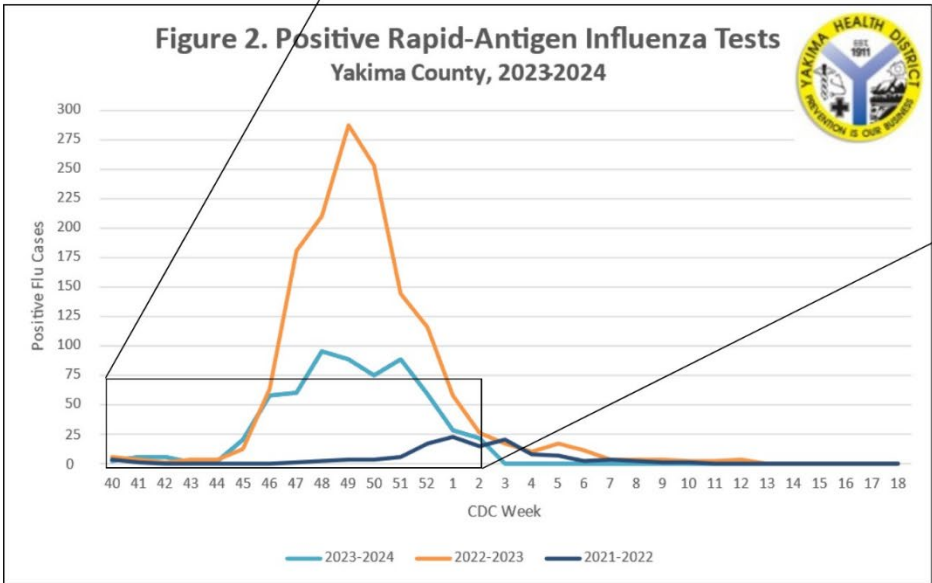
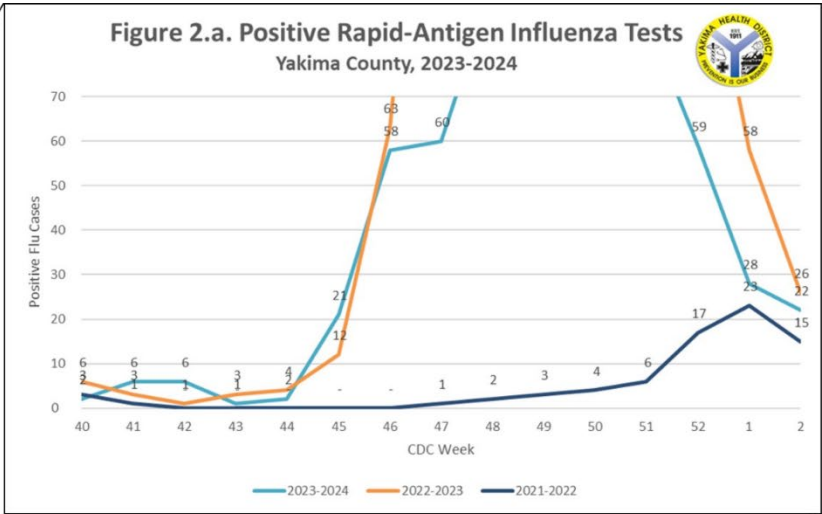
DISCLAIMER: Data for RSV/Flu is provided by MultiCare YVMH, Astria Toppenish Hospital, and Astria Sunnyside Hospital. Because we do not include private provider testing results, this may not be an accurate representation of the total number of cases in our county. COVID-19 Hospitalizations are provided by the Washington Disease Reporting System (WDRS). This report provides only a general guideline of disease trends.

Table 1. Total Number of Positive RSV and Flu Tests by CDC Week 2023-2024

CDC Week	Start Date	End Date	RSV Tests			Rapid-Antigen Flu Tests		
			Positive	Total	% Positive	Positive	Total	% Positive
40	10/1/2023	10/7/2023	0	83	0.0%	2	201	1.0%
41	10/8/2023	10/14/2023	0	85	0.0%	6	183	3.3%
42	10/15/2023	10/21/2023	0	108	0.0%	6	224	2.7%
43	10/22/2023	10/28/2023	1	98	1.0%	1	186	0.5%
44	10/29/2023	11/4/2023	0	105	0.0%	2	187	1.1%
45	11/5/2023	11/11/2023	2	134	1.5%	21	243	8.6%
46	11/12/2023	11/18/2023	10	186	5.4%	58	376	15.4%
47	11/19/2023	11/25/2023	6	262	2.3%	60	428	14.0%
48	11/26/2023	12/2/2023	7	248	2.8%	95	516	18.4%
49	12/3/2023	12/9/2023	12	304	3.9%	88	512	17.2%
50	12/10/2023	12/16/2023	33	325	10.2%	75	477	15.7%
51	12/17/2023	12/23/2023	35	320	10.9%	88	495	17.8%
52	12/24/2023	12/30/2023	39	281	13.9%	59	488	12.1%
1	12/31/2023	1/6/2024	36	219	16.4%	28	429	6.5%
2	1/7/2024	1/13/2024	38	224	17.0%	22	384	5.7%

Figure 1. Positive RSV Tests Yakima County, 2023-2024





The 'Positive Rapid-Antigen Influenza Tests' if Figure 2 shows the flu positive cases for the complete Flu/RSV season of 2021-2022 and 2022-2023 in Yakima County. Figure 2.a. focuses in on the positive flu numbers for the current 2023-2024 Flu/RSV season through week 2.



Figure 3. Positive RSV Tests Yakima County, 2023-2024

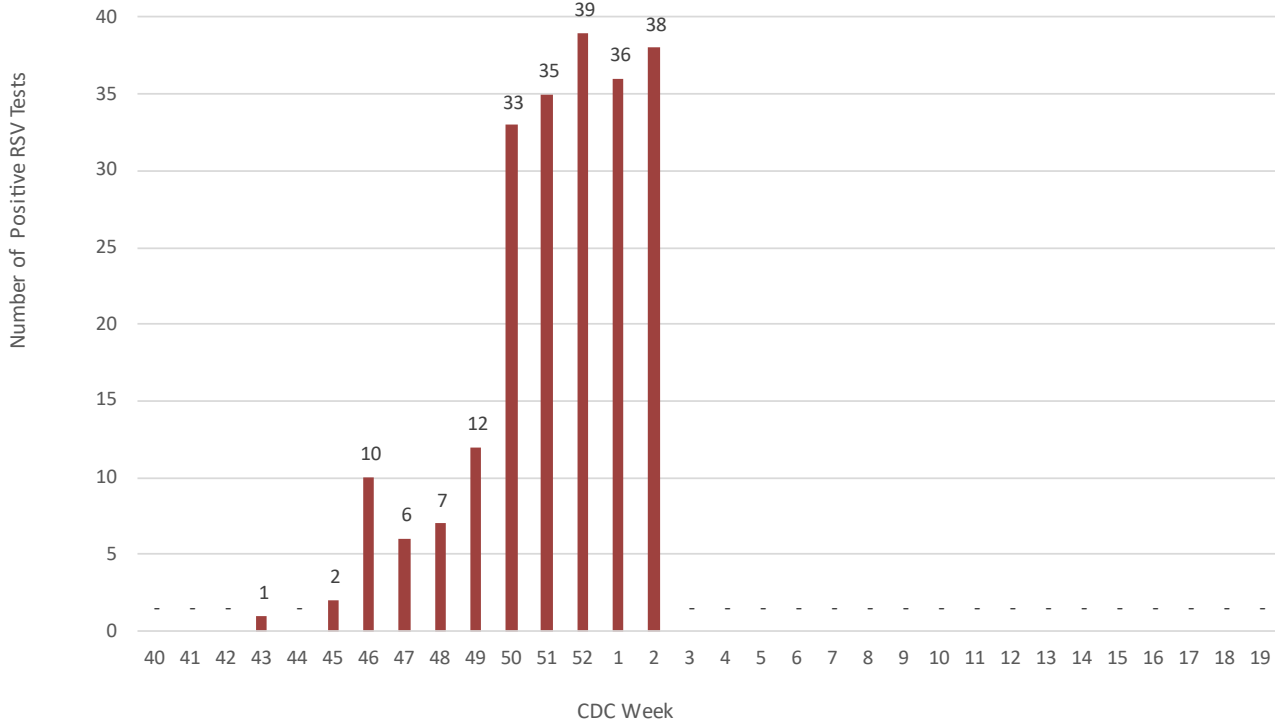


Figure 4. Positive Rapid-Antigen Influenza Tests Yakima County, 2023-2024

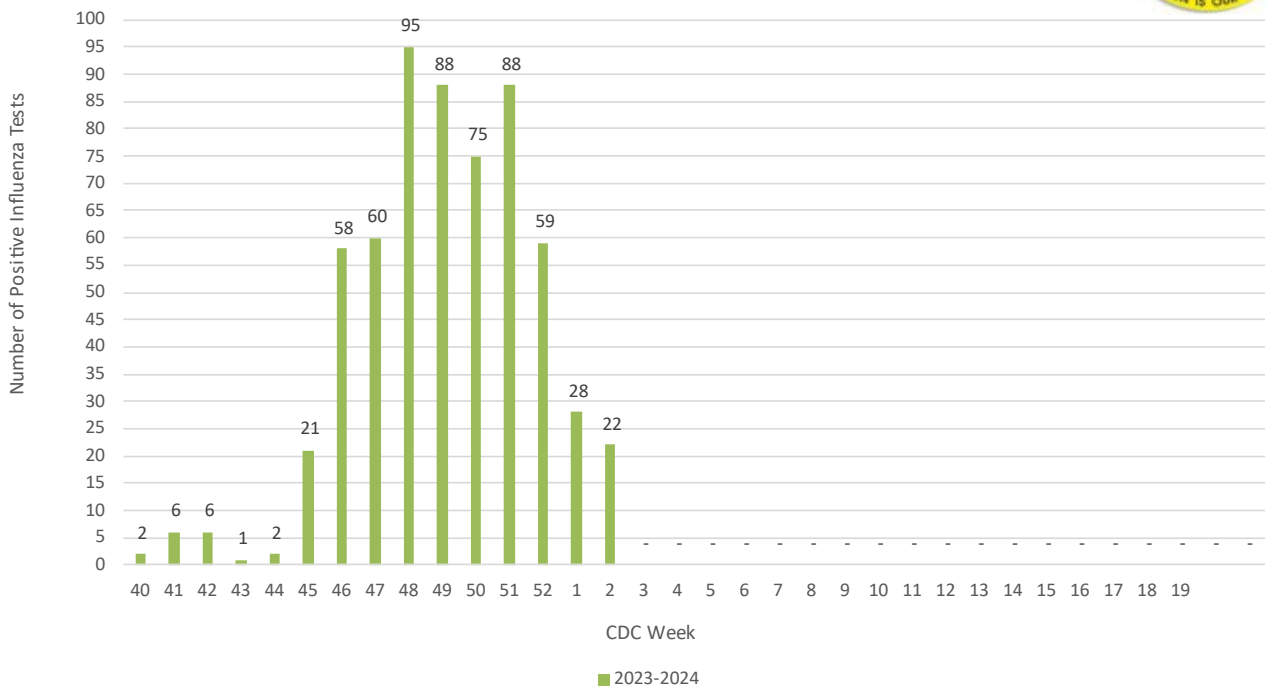


Figure 5. Percent Positive Rapid-Antigen Influenza Tests by Influenza Type
Yakima County, 2023-2024

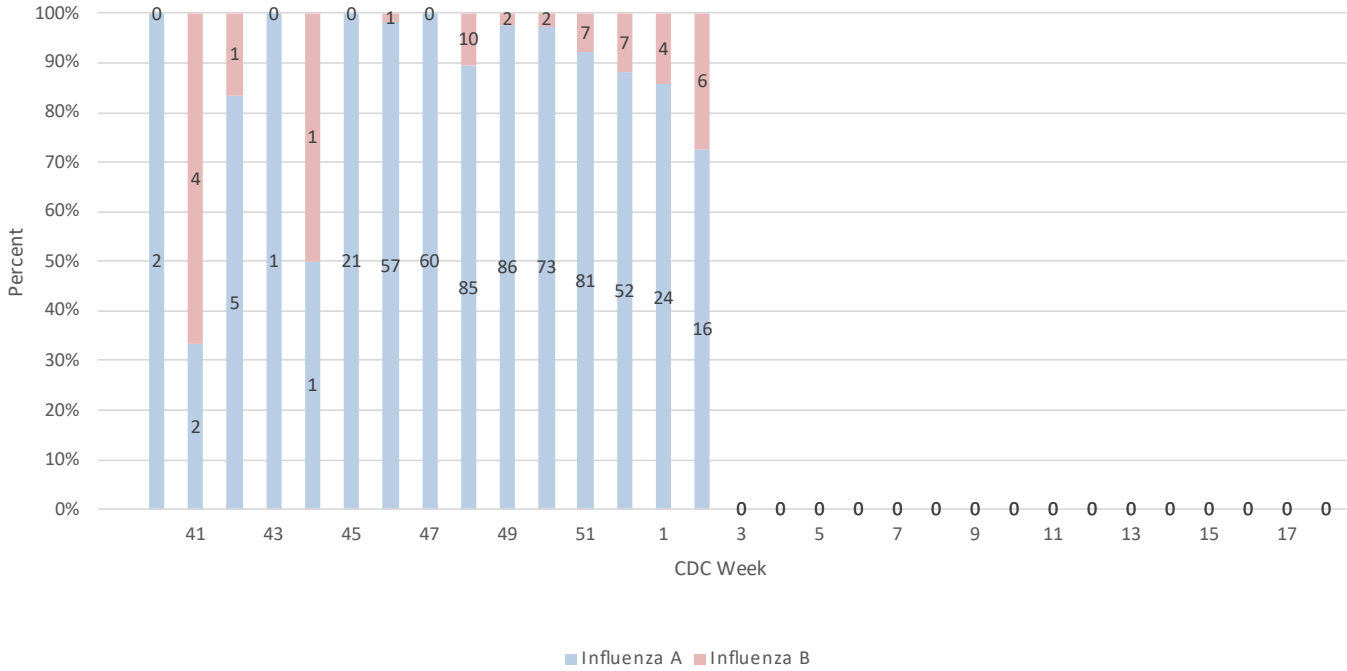


Figure 6. COVID-19 Weekly Hospitalizations
Yakima County, 2023-2024

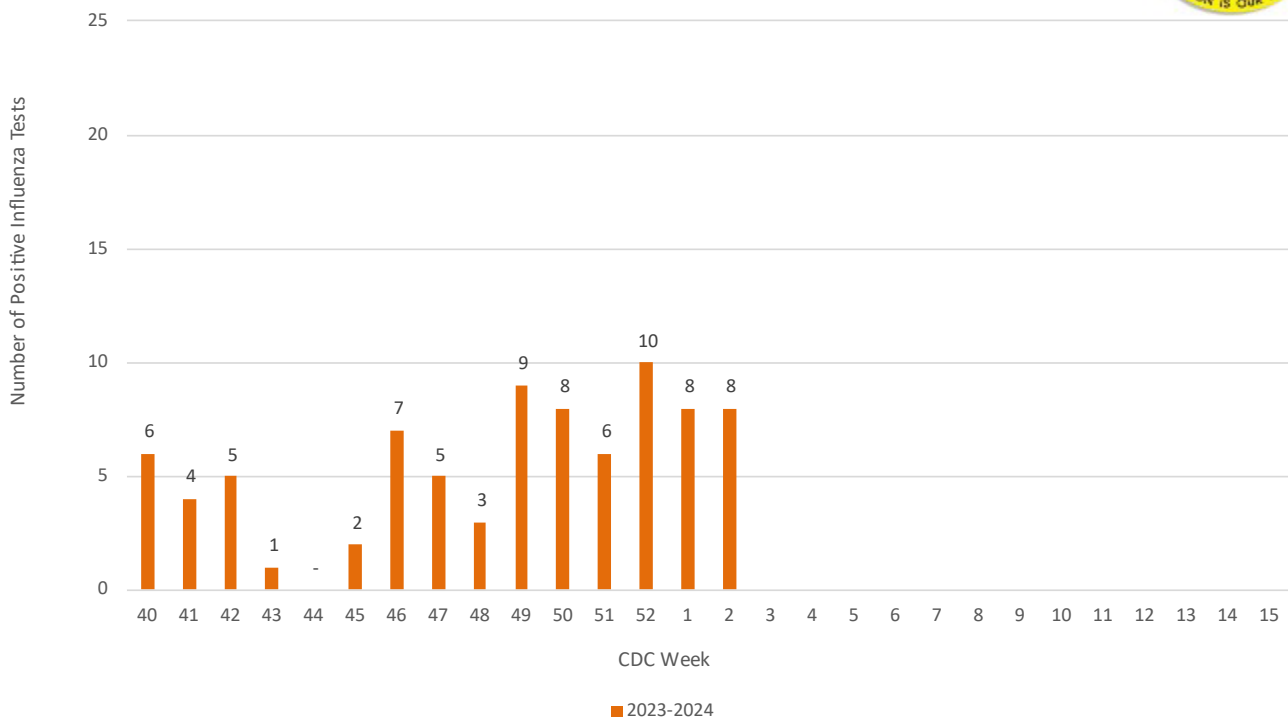


Table 2. Active COVID-19 Outbreaks in Yakima County

Facility	Facility Type	Location
-	-	-
Assisted Living Facilities with Active COVID-19 Outbreaks		
Facility	Location	
Fieldstone OrchardWest	4130 Englewood Ave, Yakima WA	
Long Term Care Facilities with Active COVID-19 Outbreaks or Active Transmission		
Facility	Location	
The Terraces at Summitview	3801 Summitview Ave, Yakima WA	
Good Samaritan Health Care Center	702 N 16 th Ave, Yakima WA	