



# 2024 Budget

# Yakima County, Washington

## 2024 Final Budget

Amanda McKinney, Commissioner, District 1

Kyle Curtis, Commissioner, District 2

LaDon Linde, Commissioner, District 3

---

# READER'S GUIDE

---

## Introduction

This document is the 2024 Annual Budget for Yakima County, Washington. It contains a wide variety of information about the programs the county government provides the community. This information ranges from a one page summary of the entire county budget to a program-by-program breakdown.

The purpose of this Reader's guide is to explain how the 2024 Annual Budget is organized, and to help you find the information you are looking for.

## How This Document Is Organized

The 2024 Annual Budget is divided into three main sections: the Introduction, the Financial Section, and the Priorities of Government Section. The beginning of each section is marked with a divider tab for easy reference.

The **Introduction** begins with a brief overview of the 2024 General Fund budget, called the Budget In Brief. This one-page summary shows all of the General Funds, budgeted revenues, and expenditures for 2024, along with comparative numbers for 2022 and 2023.

The **Financial Section** presents the 2024 budget from the financial perspective. It begins with a short explanation of the accounting practices employed by the County, and continues with a fund-by-fund breakdown of the budget.

The **Priorities of Government Section** looks at the budget from a priorities, program or service oriented perspective. It begins with an explanation of the eight broad "Priorities of Government" into which all County services are organized. Following this are detailed descriptions of all departments and programs in the County (organized by The Priorities of Government).

---

# QUICK REFERENCE GUIDE

---

The following are some of the most commonly asked questions about the Annual Budget, along with section references and page numbers to help readers find the information they need.

For a one-page overview of the County General Fund Budget, see the Budget in Brief (Introduction tab) or the Budget by Fund (Financial Section tab). The table of contents begins on the following page.

Additional financial information about Yakima County is available in the Annual Comprehensive Financial Report.

To Answer This Question	Refer To...	Page
How much is the 2024 General Fund Budget?	Budget in Brief	1
What are the Key Budget issues facing the County?	Budget in Brief	1
What does the County Spend its money on?	Budget in Brief Priorities of Government Section	1 13
What's new in the 2024 budget?	Budget in Brief	1
How much is the General Fund Budget?	Budget by Fund	14
What is the financial condition of the County?	Budget by fund	14
How is the County Organized?	County Government: An Introduction County Organizational Chart	2 3
What services does the County provide?	County Government: An Introduction	2
How is the budget developed?	Financial Section-Introduction	11

# YAKIMA COUNTY, WASHINGTON

## 2024 ANNUAL BUDGET

### TABLE OF CONTENTS

#### PRELIMINARY MATERIALS

Reader's Guide .....	ii
Quick Reference Guide .....	iii
Table of Contents .....	iv
Budget Resolution.....	vii

#### INTRODUCTION

Budget in Brief (General Fund Overview) .....	1
County Government: An Introduction .....	2

#### FINANCIAL SECTION

Introduction .....	7
Budget by Fund .....	8

#### PROGRAM SECTION

Introduction .....	13
Budget by Priorities .....	14

<b>GOVERNMENT SERVICES.....</b>	<b>17</b>
Assessor.....	18
Auditor .....	19
Board of County Commissioners .....	20
Elections .....	21
Human Resources.....	22
Motel/Hotel.....	24
Non-Departmental.....	25
Record Services .....	26
REET Electronic Technology .....	27
Treasurer.....	28
Treasurer's Revolving .....	29
Treasurer's Investment Pool .....	30

<b>LAW.....</b>	<b>33</b>
Assigned Counsel.....	34
Attorney.....	37
Clerk.....	39
Law Library .....	41
Assigned Counsel-Expert Services.....	42
Non-Departmental.....	43

# YAKIMA COUNTY, WASHINGTON

## 2024 ANNUAL BUDGET

### TABLE OF CONTENTS

<b>JUSTICE</b>	47
Consolidated Juvenile Services	48
District Court	50
District Court Dispute Resolution	53
District Court Probation	54
Family Court	57
Municipal Courts	59
Superior Court	60
Youth Service Center	62
Pre-Trial	65
Non-Departmental	67
 <b>PUBLIC SAFETY</b>	71
Coroner	72
Sheriff	73
Special Operations	74
Department of Corrections	75
Emergency Medical Services	76
911 Communications	77
Non-Departmental	78
 <b>PUBLIC SERVICES</b>	81
County Road	82
Public Works Utilities	84
Solid Waste	86
Building & Fire Safety	87
Code Enforcement	88
Flood Control Zone	89
Horticulturist	91
Noxious Weed Control	92
Planning	93
Toppenish Simcoe Rail Line	95
Naches Branch Rail Corridor	96
Stormwater Utility	97
Non-Departmental	99
 <b>ECONOMIC DEVELOPMENT</b>	103
SIED	104
ARPA	105
 <b>QUALITY OF LIFE</b>	109
Parks & Recreation	110
WSU Extension	111
Non-Departmental	113

# **YAKIMA COUNTY, WASHINGTON**

## **2024 ANNUAL BUDGET**

### **TABLE OF CONTENTS**

<b>HEALTH AND HUMAN SERVICES .....</b>	<b>117</b>
Community Services.....	118
Community Development Program.....	119
PILT Title III .....	120
Affordable & Supportive Housing Tax .....	121
Affordable Housing.....	122
Mental Health Sales Tax.....	124
Homeless Services .....	125
Veterans Relief.....	126
Non-Departmental.....	127
 <b>INTERNAL SUPPORT .....</b>	 <b>131</b>
Employee Worker’s Compensation.....	132
Equipment Rental and Revolving.....	133
Facilities Services.....	134
Financial Services .....	135
Technology Services .....	136
Liability Insurance .....	137
Purchasing .....	138
Unemployment Compensation Trust.....	139
LEOFF Benefit.....	140
Employee Benefit.....	141
Geographic Information Services.....	142
Employee Flexible Spending .....	143
Department of Security.....	144
 <b>CAPITAL AND DEBT .....</b>	 <b>147</b>
Capital Projects .....	148
Debt Service.....	149
 <b>YAKIMA COUNTY PAY PLAN .....</b>	 <b>153</b>
Elective Position Pay Plan .....	153
Direct Reports Pay Plan.....	154
Master Pay Plan.....	155

## BOARD OF YAKIMA COUNTY COMMISSIONERS

### IN THE MATTER OF ADOPTING THE 2024 YAKIMA COUNTY BUDGET AND GENERAL FUND RESERVE LEVEL

306-2023

**WHEREAS**, pursuant to Resolution No. 261-2023 adopted October 24, 2023, and chapter 36.40 of the Revised Code of Washington, the Board of Yakima County Commissioners advertised and held a public hearing beginning December 5, 2023, and concluding December 6, 2023, to consider the adoption of the 2024 Yakima County Budget and allow interested persons to appear and be heard for or against any part of said budget; and,

**WHEREAS**, the various items in the 2024 Budget attached hereto as "Exhibit A" has been reviewed and adjusted where appropriate in light of the available evidence and public comment; and,

**WHEREAS**, the Board has reviewed and determined that the reserve level of the General Fund of Yakima County is to strive to remain at a minimum 11% of total General Fund revenues as outlined in the most recently adopted Yakima County Financial Policies; now, therefore,


**BE IT HEREBY RESOLVED** by the Board of Yakima County Commissioners that the 2024 Yakima County Budget be, and hereby is adopted and shall be entered in the official minutes as incorporated herein as "Exhibit A".

**BE IT FURTHER RESOLVED** that the General Fund Reserve remain at a minimum 11% of total General Fund revenues as outlined in the most recently adopted Yakima County Financial Policies.


**BE IT FURTHER RESOLVED** by the Board that the final detailed budget shall be printed and available for the public no later than January 31, 2024, and that the Clerk of the Board shall forward a copy to the County Auditor.

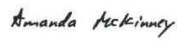
Done this 12<sup>th</sup> day of December 2023.

ATTEST:

  
\_\_\_\_\_  
Julie Lawrence,  
Clerk of the Board



  
\_\_\_\_\_  
LaDon Linde, Chair

  
\_\_\_\_\_  
Amanda McKinney, Commissioner

  
\_\_\_\_\_  
Kyle Curtis, Commissioner  
Constituting the Board of County Commissioners  
of Yakima County, Washington



# YAKIMA COUNTY, WASHINGTON

## Commissioner's Final 2024 Budget

December 12, 2023

Department	2023 Expenditure Budget	2024 Expenditure Budget	Percent Change		2023 Revenue Budget	2024 Revenue Budget	Percent Change
<i>Assessor</i>	2,860,751	2,917,502	1.98%		8,800	12,250	39.20%
<i>Auditor</i>	1,881,045	2,148,601	14.22%		2,336,450	2,276,910	-2.55%
<i>Elections</i>	1,433,125	1,655,702	15.53%		873,550	995,000	13.90%
<i>Commissioners</i>	1,073,076	1,077,067	0.37%		54,286,163	56,013,588	3.18%
<i>Non-Depart</i>	19,334,274	17,582,365	-9.06%		101,000	745,000	637.62%
<i>Human Resources</i>	849,653	852,284	0.31%		300	300	0.00%
<i>Treasurer</i>	1,949,308	2,015,404	3.39%		3,703,265	4,197,115	13.34%
<i>Total General Government</i>	29,381,232	28,248,925	-3.85%		61,309,528	64,240,163	4.78%
<i>Coroner</i>	662,979	589,231	-11.12%		48,000	48,000	0.00%
<i>Sheriff</i>	14,202,515	16,346,689	15.10%		2,817,945	3,105,224	10.19%
<i>Total Public Safety</i>	14,865,494	16,935,920	13.93%		2,865,945	3,153,224	10.02%
<i>Assigned Counsel</i>	4,553,405	4,775,756	4.88%		740,493	816,641	10.28%
<i>Assigned Counsel-Expert Serv</i>	246,842	239,569	0.00%		0	0	0.00%
<i>Attorney</i>	8,705,105	8,551,855	-1.76%		2,774,185	2,874,942	3.63%
<i>Clerk</i>	2,782,087	2,762,370	-0.71%		1,069,919	1,031,495	-3.59%
<i>Consol Juvenile Serv</i>	1,372,056	1,424,451	3.82%		1,372,056	1,424,451	3.82%
<i>District Court</i>	3,341,477	4,412,637	32.06%		1,470,131	2,520,877	71.47%
<i>Superior Court</i>	4,314,950	4,474,121	3.69%		887,279	1,004,424	13.20%
<i>Youth Services</i>	5,069,893	4,867,683	-3.99%		112,800	101,800	-9.75%
<i>Total Justice Services</i>	30,385,815	31,508,442	3.69%		8,426,863	9,774,630	15.99%
<i>WSU Extension</i>	352,273	335,635	-4.72%		29,400	29,400	0.00%
<i>Planning</i>	2,611,865	2,587,055	-0.95%		477,744	482,003	0.89%
<i>Total Community Development</i>	2,964,138	2,922,690	-1.40%		507,144	511,403	0.84%
<b>General Fund Budgeted Rev/Exp</b>	<b>77,596,679</b>	<b>79,615,977</b>	<b>2.60%</b>		<b>73,109,480</b>	<b>77,679,420</b>	<b>6.25%</b>

	<u>2023</u>	<u>2024</u>
<b>Total Revenue</b>	73,109,480	77,679,420
<b>Expenditures</b>	(77,596,679)	(79,615,977)
<b>Total Reserves-Net Change</b>	<b>(4,148,334)</b>	<b>(4,148,334)</b>

### Reserves:

<b>Contingency Reserves</b>	<b>(145,214)</b>	<b>-</b>
<b>Superior Court Restricted Reserves</b>	<b>(253,240)</b>	<b>(296,653)</b>
<b>District Court Restricted Reserves</b>	<b>(168,266)</b>	<b>-</b>
<b>Sheriff Restricted Reserves</b>	<b>(100,000)</b>	<b>(100,000)</b>
<b>Carryover Reserves</b>	<b>(1,248,446)</b>	<b>(1,289,904)</b>
<b>Additional Reserves to Balance</b>	<b>(2,572,033)</b>	<b>(250,000)</b>
<b>Total Reserves-Net Change</b>	<b>(4,487,199)</b>	<b>(4,487,199)</b>

# YAKIMA COUNTY, WASHINGTON

## Commissioner's Final 2024 Budget December 12, 2023

Fund	2024 Beginning Fund Balance	2024 Revenue Budget	2024 Expenditure Budget	2024 Ending Fund Balance
<i>District Court Probation</i>	210,244	1,349,395	1,445,386	114,253
<i>Municipal Courts</i>	359,512	806,376	898,932	266,956
<i>Pretrial</i>	38,551	350,172	388,723	0
<i>Special Operations</i>	578,237	162,435	275,452	465,220
<i>Dist Crt Dispute Resol Cntr</i>	36,533	54,675	72,540	18,668
<i>Family Court</i>	56,542	171,650	228,192	0
<i>Department of Corrections</i>	253,282	30,989,740	30,989,741	253,281
<i>Noxious Weed</i>	607,159	402,075	568,911	440,323
<i>Horticulture</i>	210,201	185,000	209,434	185,767
<i>Law Library</i>	36,210	80,000	80,000	36,210
<i>Criminal Justice Sales Tax</i>	4,088,719	9,700,000	11,502,131	2,286,588
<i>Parks &amp; Recreation</i>	66,632	100,000	166,375	257
<i>County Road</i>	6,000,000	56,763,198	58,701,190	4,062,008
<i>Topp/Simcoe West Railroad</i>	145,000	262,000	279,065	127,935
<i>Naches Rail Line</i>	85,000	8,000	27,856	65,144
<i>Flood Control</i>	2,550,000	12,021,324	12,286,967	2,284,357
<i>Storm Water Utility</i>	3,500,000	889,037	1,622,047	2,766,990
<i>Code Enforcement</i>	1,213,507	499,860	810,592	902,775
<i>Affordable &amp; Supportive Housing Tax</i>	1,521,908	351,656	250,000	1,623,564
<i>Records Services</i>	209,429	217,000	220,639	205,790
<i>Motel/Hotel</i>	245,000	856,300	770,100	331,200
<i>WSU Extention</i>	39,912	5,350	13,150	32,112
<i>Emergency Medical Serv</i>	354,213	816,563	631,024	539,752
<i>911</i>	856,311	2,605,049	2,793,403	667,957
<i>ARPA Fund</i>	1,200,000	21,226,460	20,776,460	1,650,000
<i>Veterans Relief</i>	324,880	265,000	299,317	290,563
<i>Community Services</i>	1,787,664	526,700	865,337	1,449,027
<i>Mental Health Sales Tax</i>	16,200,721	5,850,000	4,619,204	17,431,517
<i>Treasurer's Revolving</i>	165,500	243,869	319,369	90,000
<i>Treasurer's Investment Pool</i>	316,050	222,000	256,654	281,396
<i>REET Electronic Technology</i>	240,000	36,000	125,000	151,000
<i>Supp Invest In Econ Dversif</i>	27,921,099	6,890,000	14,497,339	20,313,760
<i>Community Development</i>	0	425,000	425,000	0
<i>Affordable Housing</i>	508,208	1,100,000	1,152,987	455,221
<i>Title III PILT</i>	193,790	25,000	6,671	212,119
<i>Homeless Services</i>	1,871,340	7,167,344	7,157,344	1,881,340
<i>2008 GO Bond Redemption (214)</i>	41,885	0	0	41,885
<i>2010B Bond Redemption (218)</i>	1,927,385	260,000	121,500	2,065,885
<i>2014 LTGO Bond Redemption (201)</i>	0	439,513	439,513	0
<i>2020 GO Bond Redemption(225)</i>	0	769,750	769,750	0
<i>2020B GO Bond Redemption(226)</i>	0	553,690	553,690	0
<i>General Capital Projects (TS)</i>	169,004	500	169,504	0
<i>Fairgrounds Capital Projects</i>	179,123	3,000	182,123	0
<i>Public Works Capital Projects</i>	0	3,484,175	3,484,175	0
<i>2020 GO Bond Capital Projects</i>	2,684,277	100,000	2,784,277	0
<i>Ascend Royalties</i>	104,000	2,800	50,000	56,800
<i>RE Excise Cap Proj</i>	1,164,407	1,125,000	1,660,667	628,740

# YAKIMA COUNTY, WASHINGTON

## Commissioner's Final 2024

December 12, 2023

Fund	2024 Beginning Fund Balance	2024 Revenue Budget	2024 Expenditure Budget	2024 Ending Fund Balance
<i>Solid Waste</i>	9,903,526	13,759,385	21,285,002	2,377,909
<i>Public Works Utilities</i>	4,222,300	7,251,124	7,661,554	3,811,870
<i>Building &amp; Fire Safety</i>	2,986,286	2,281,813	3,712,103	1,555,996
<i>GIS</i>	7,145	562,659	548,267	21,537
<i>Technology Services</i>	3,979,607	8,687,356	8,687,356	3,979,607
<i>Purchasing</i>	68,915	411,265	437,854	42,326
<i>Unemployment Comp</i>	1,669,632	345,000	433,213	1,581,419
<i>Employee Flexible Spending</i>	45,095	35,000	37,149	42,946
<i>Employee Benefit</i>	56,670	254,250	147,704	163,216
<i>Workmen's Comp</i>	1,106,982	2,116,000	2,432,211	790,771
<i>LEOFF Benefit</i>	2,945,117	584,000	547,672	2,981,445
<i>Liability Insurance</i>	4,736,451	3,383,937	5,302,141	2,818,247
<i>Department of Security</i>	355,265	745,026	834,931	265,360
<i>Financial Services</i>	412,558	619,822	720,443	311,937
<i>Facilities Services</i>	834,501	5,014,520	5,356,671	492,350
<i>ER &amp; R</i>	4,599,781	18,896,034	18,048,645	5,447,170
<b><i>Total Other Funds</i></b>	<b><i>118,191,266</i></b>	<b><i>235,309,847</i></b>	<b><i>262,140,647</i></b>	<b><i>91,360,466</i></b>
<b><i>Total Budget</i></b>		<b><i>312,989,267</i></b>	<b><i>341,756,624</i></b>	

---

This page left blank intentionally.