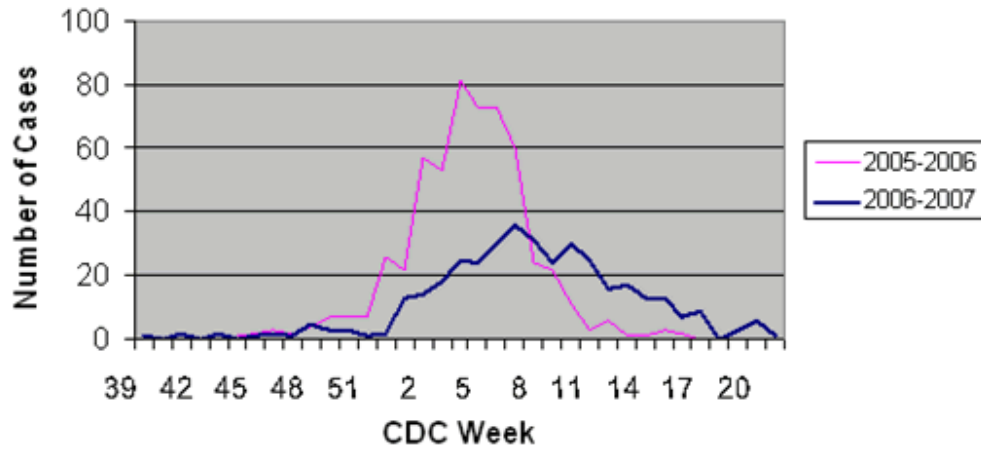


RSV/Flu Stats 2006-2007

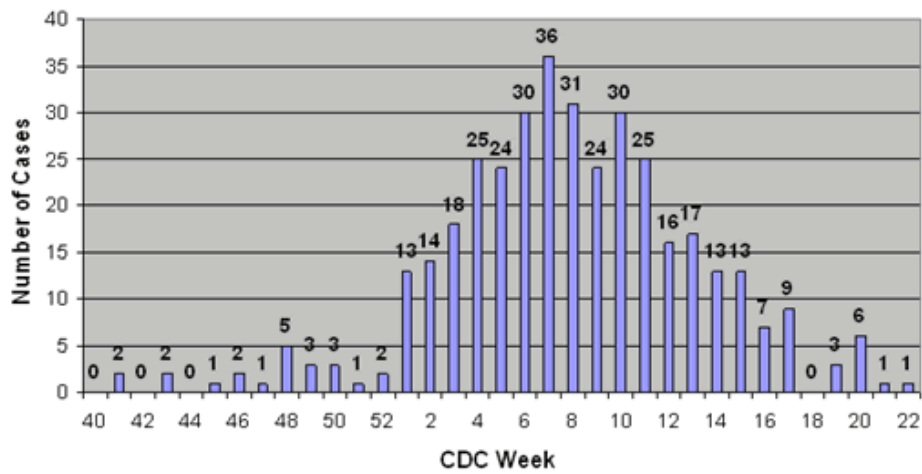
DISCLAIMER: Data below collected from Yakima Valley Memorial Hospital, Yakima Regional, Toppenish Community Hospital, and Sunnyside Community Hospital, Prosser Memorial Hospital (G'View Residents), PAML, and Interpath labs. Because we do not include private provider testing results, this is not an accurate representation of the total number of cases in our county. It provides only a general guideline.

	Week Of	Total RSV Tests	+ RSV Tests	Total Influenza Tests	+ Influenza Tests
39	Sept 25-Oct 1	21	1	6	0
40	Oct 2-8	18	0	13	0
41	Oct 9-15	22	2	14	0
42	Oct 16-22	29	0	18	0
43	Oct 23-29	26	2	18	0
44	Oct 30-Nov 5	20	0	18	0
45	Nov 6-12	27	1	22	0
46	Nov 13-19	43	2	20	0
47	Nov 20-26	31	1	23	0
48	Nov 27-Dec 3	38	5	25	1
49	Dec 4-10	38	3	42	3
50	Dec 11-17	20	3	32	0
51	Dec 18-24	19	1	36	5
52	Dec 25-31	61	2	57	7
1	Jan 1-7	56	13	52	5
2	Jan 8-14	71	14	61	4
3	Jan 15-21	73	18	67	12
4	Jan 22-28	94	25	119	24
5	Jan 29-Feb 4	98	24	200	46
6	Feb 5-11	132	30	319	89
7	Feb 12-18	135	36	273	77
8	Feb 19-25	109	32	215	51
9	Feb 26-Mar 4	100	24	156	26
10	Mar 5-11	93	30	136	24
11	Mar 12-18	67	25	90	16
12	Mar 19-25	37	16	47	4
13	Mar 26-Apr 1	34	17	23	5
14	Apr 2-8	32	13	16	2
15	Apr 9-15	22	13	22	1
16	April 16-22	17	7	16	2
17	Apr 23-29	22	9	16	0
18	Apr 30-May 6	16	0	5	1
19	May 7-13	33	8	24	0
20	May 14-20	26	2	14	0
21	May 21-27	18	1	7	1
22	May 28-June 3	17	1	4	0
	Total	1879	401 (21%)	2382	419 (17%)

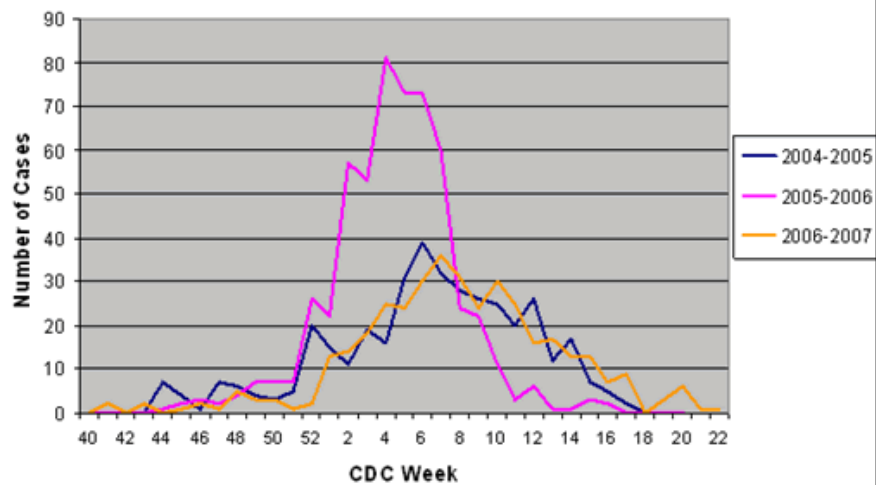
Yakima County Positive RSV Tests Oct 2006-April 2007



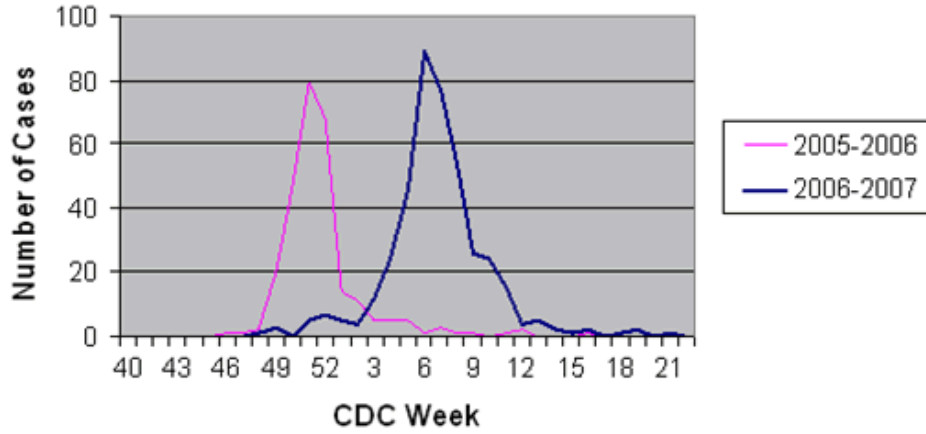
Yakima County Positive RSV Oct 2006-April 2007



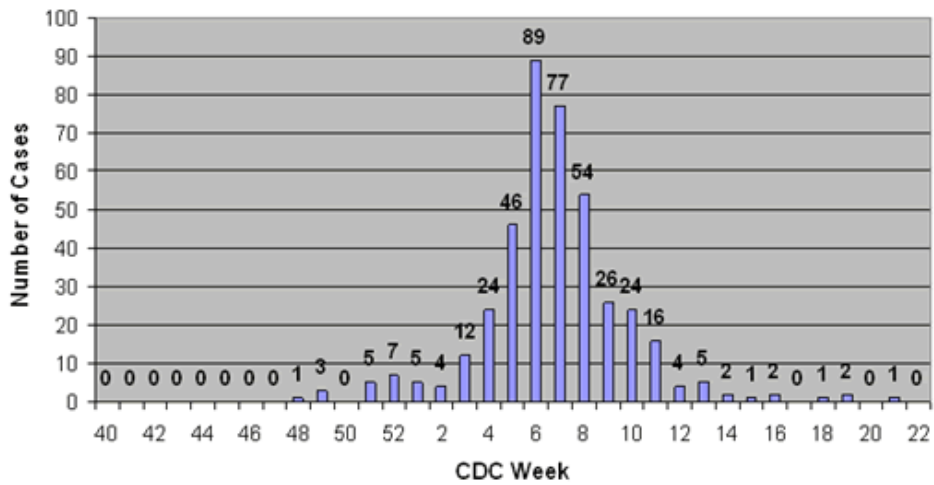
Yakima County Positive RSV Tests 2004-2007



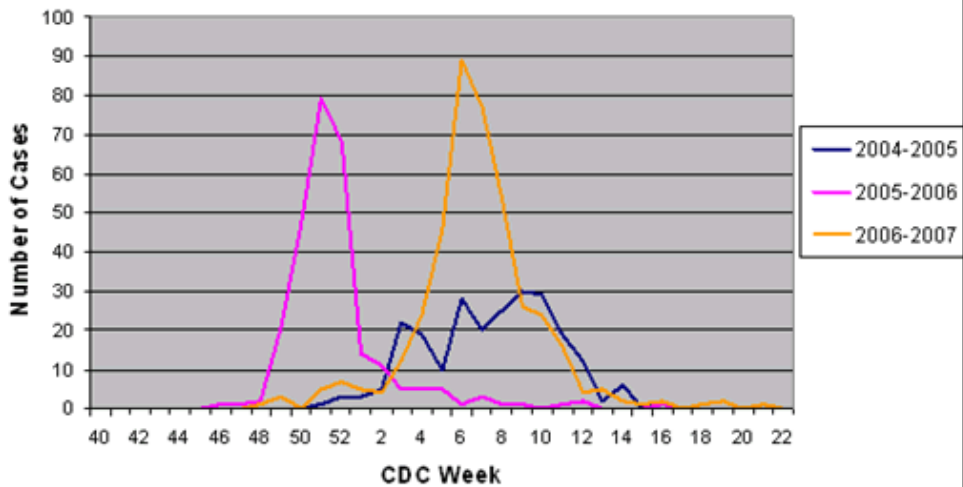
Yakima County Positive Influenza Dec 2006-April 2007



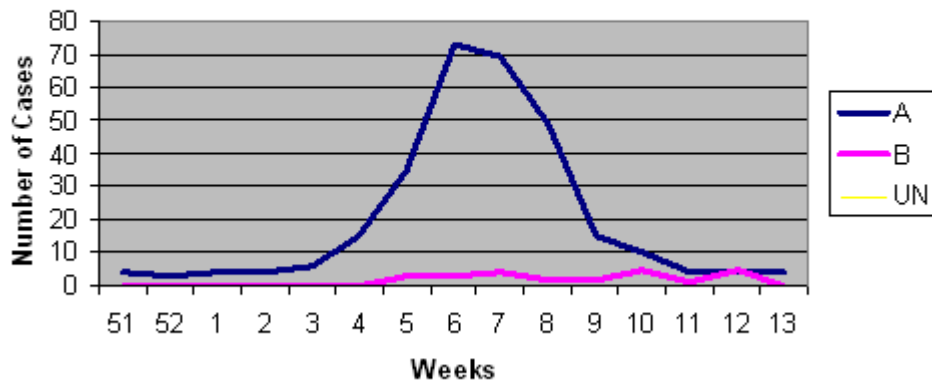
Yakima County Positive Influenza Dec 2006-April 2007



Yakima County Positive Influenza Tests 2004-2007



**Yakima County Influenza by Type:
Dec 2006-current**



Yakima County Influenza by Age: Dec 2006-current

