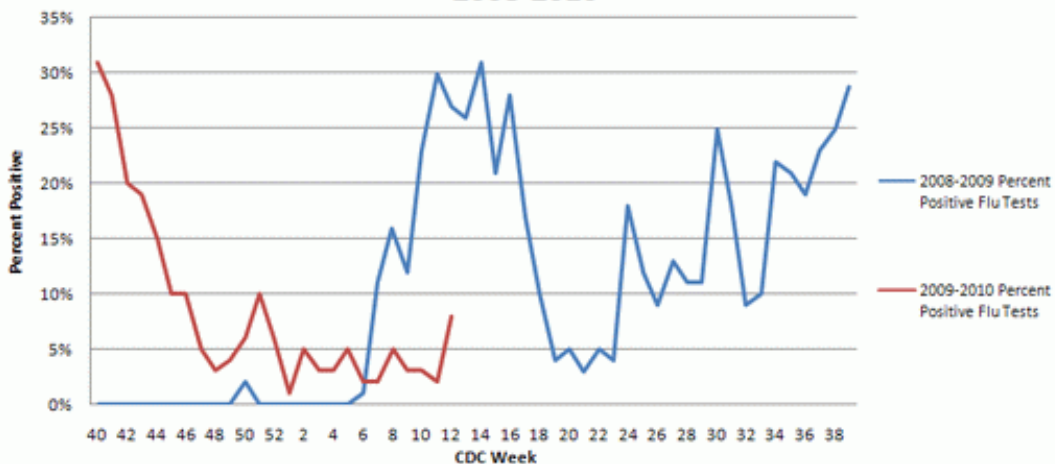


RSV/Flu Stats 2009-2010

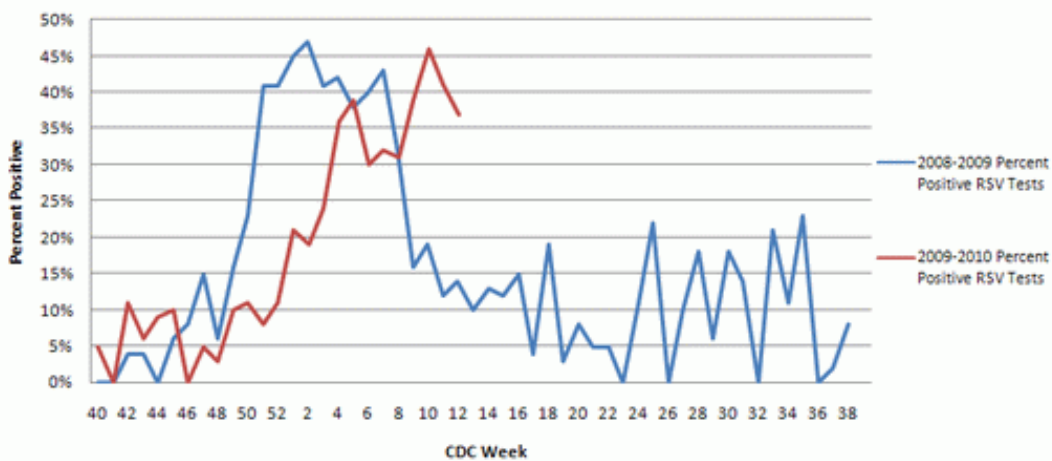
DISCLAIMER: Data below collected from Yakima Valley Memorial Hospital, Yakima Regional, Toppenish Community Hospital, and Sunnyside Community Hospital, Prosser Memorial Hospital (G'View Residents), PAML, and Interpath labs. Because we do not include private provider testing results, this is not an accurate representation of the total number of cases in our county. It provides only a general guideline.

	Week Of	Total RSV Tests	+ RSV Tests	Total Influenza Tests	+ Influenza Tests
40	Sept. 28-Oct. 6	43	2	484	152
41	Oct. 7-12	32	0	491	138
42	Oct. 12-18	45	5	499	100
43	Oct. 19-25	47	3	410	79
44	Oct. 25-Nov. 1	44	4	276	42
45	Nov. 2-8	49	5	183	18
46	Nov. 9-15	36	0	131	13
47	Nov. 16-22	44	2	140	7
48	Nov. 23-29	39	1	116	3
49	Nov. 30-Dec. 6	31	3	91	4
50	Dec. 7-13	45	5	105	6
51	Dec. 14-20	38	3	102	10
52	Dec. 21-27	37	4	112	1
1	Dec 27 – Jan. 2	47	10	112	1
2	Jan. 3-9	47	9	85	4
3	Jan. 10-16	68	16	100	3
4	Jan. 17-23	92	33	110	3
5	Jan. 24-30	93	36	158	8
6	Jan. 31-Feb. 6	122	37	130	3
7	Feb. 7-13	146	47	165	4
8	Feb. 14-20	212	66	194	9
9	Feb. 21-27	133	52	145	5
10	Feb. 28-Mar. 6	119	55	112	3
11	Mar. 7-13	95	39	85	2
12	Mar. 14-20	99	37	103	8
	Total	1803	474 (26%)	4634	631 (13.6%)

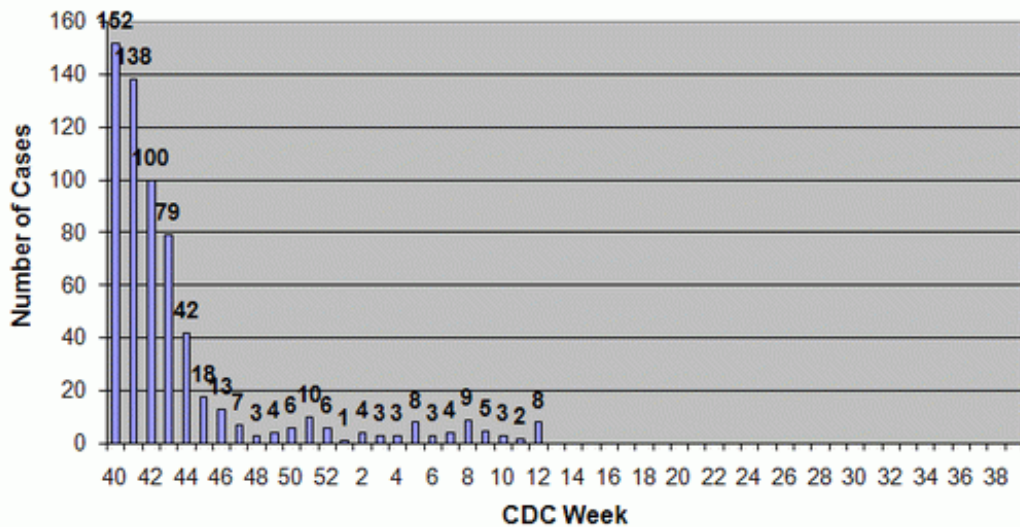
Positive Flu Tests 2008-2010



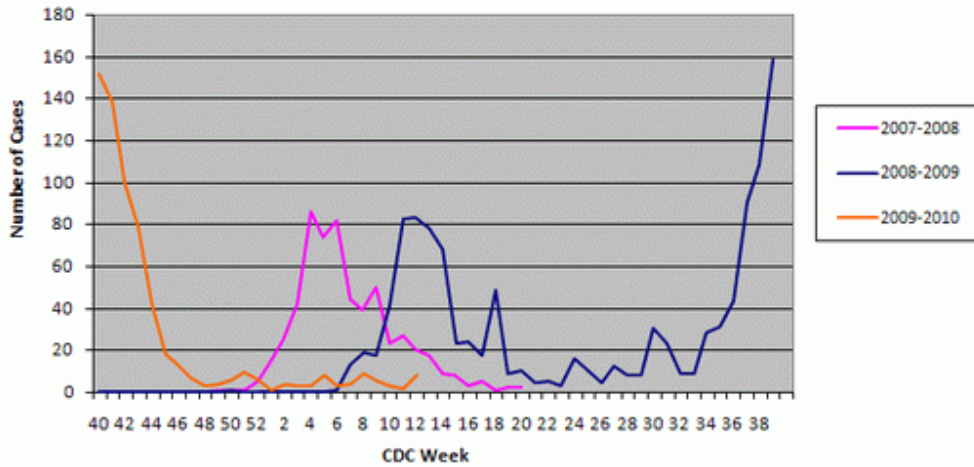
Positive RSV Tests 2008-2010



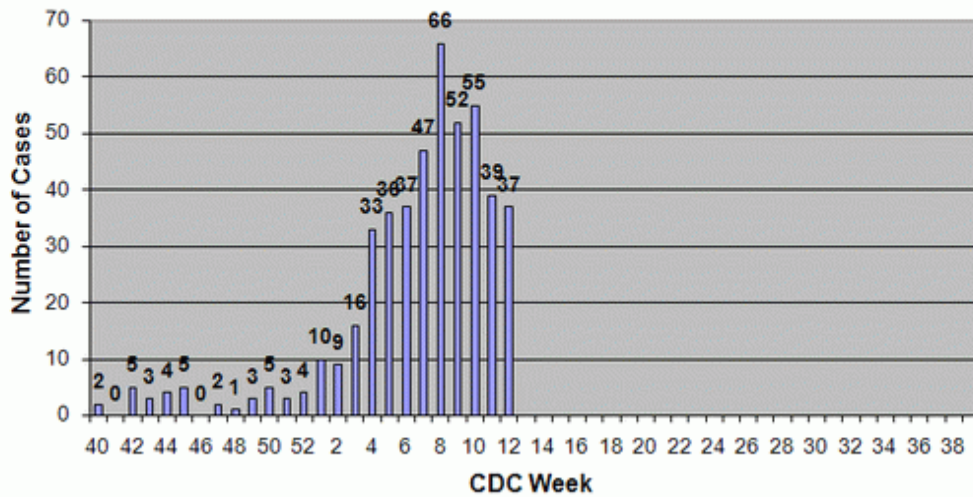
Yakima County Positive Influenza Oct 2009-Feb 2010



Yakima County Positive Influenza Tests 2007-2010



Yakima County Positive RSV Oct 2009-Feb 2010



Yakima County Positive RSV Tests 2007-2010

