

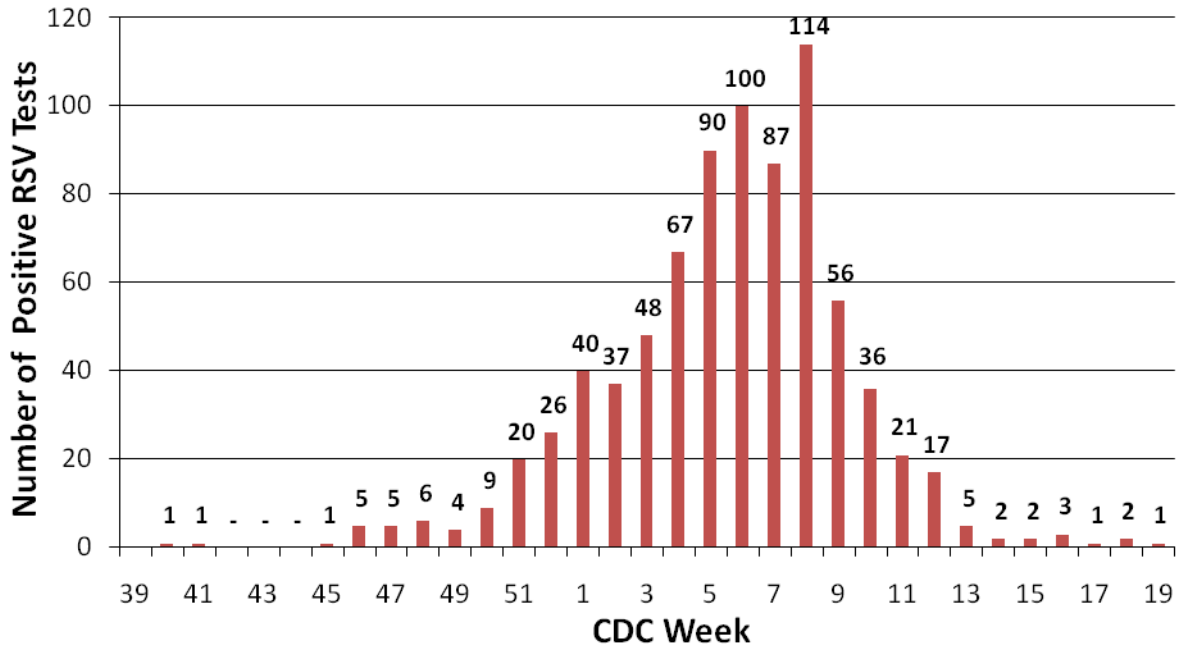
## RSV/Flu Stats 2012-2013

**DISCLAIMER:** Data is provided mostly by Yakima Valley Memorial Hospital, Yakima Regional, Toppenish Community Hospital, and Sunnyside Community Hospital. Because we do not include private provider testing results, this may not be an accurate representation of the total number of cases in our county. It provides only a general guideline.

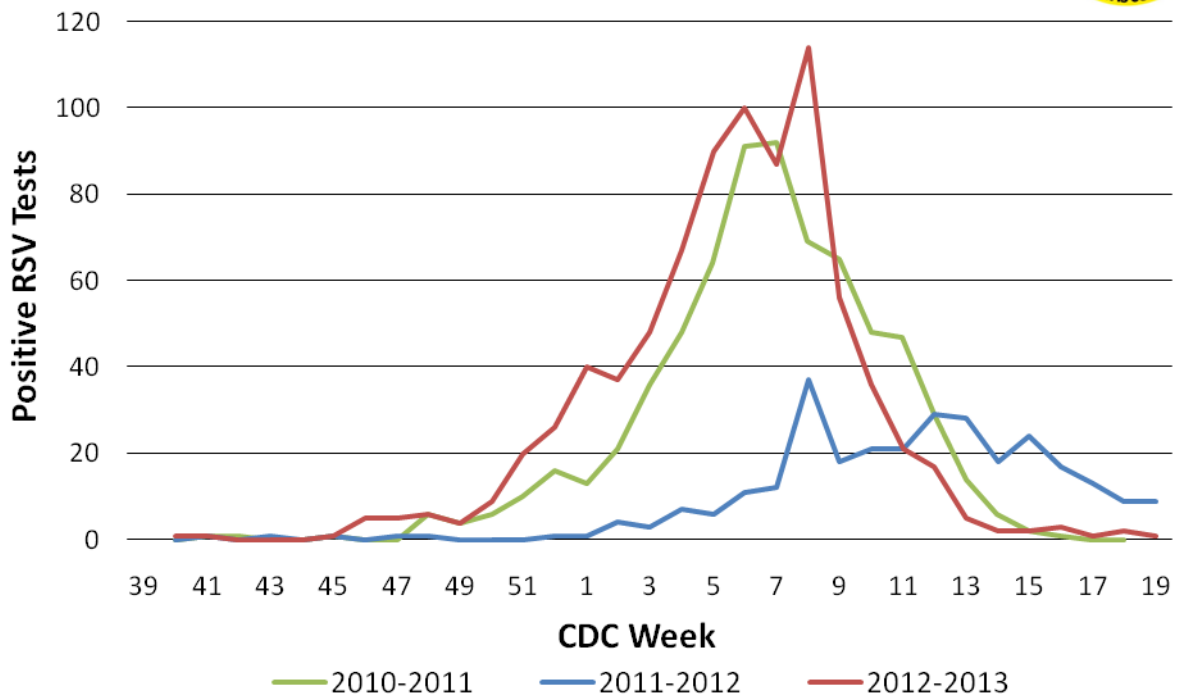
CDC Week	Start Date	End Date	RSV Tests			Rapid-Antigen Flu Tests		
			Positive	Total	% Positive	Positive	Total	% Positive
40	9/30/2012	10/6/2012	1	30	3.3%	0	73	0.0%
41	10/7/2012	10/13/2012	1	29	3.4%	2	67	3.0%
42	10/14/2012	10/20/2012	0	33	0.0%	2	90	2.2%
43	10/21/2012	10/27/2012	0	33	0.0%	0	80	0.0%
44	10/28/2012	11/3/2012	0	39	0.0%	0	83	0.0%
45	11/4/2012	11/10/2012	1	44	2.3%	1	86	1.2%
46	11/11/2012	11/17/2012	5	36	13.9%	1	71	1.4%
47	11/18/2012	11/24/2012	5	37	13.5%	0	94	0.0%
48	11/25/2012	12/1/2012	6	44	13.6%	3	86	3.5%
49	12/2/2012	12/8/2012	4	36	11.1%	6	89	6.7%
50	12/9/2012	12/15/2012	9	53	17.0%	8	118	6.8%
51	12/16/2012	12/22/2012	20	68	29.4%	12	118	10.2%
52	12/23/2012	12/29/2012	26	78	33.3%	22	184	12.0%
1	12/30/2012	1/5/2013	40	113	35.4%	60	298	20.1%
2	1/6/2013	1/12/2013	37	87	42.5%	99	391	25.3%
3	1/13/2013	1/19/2013	48	151	31.8%	88	486	18.1%
4	1/20/2013	1/26/2013	67	149	45.0%	98	467	21.0%
5	1/27/2013	2/2/2013	90	166	54.2%	74	471	15.7%
6	2/3/2013	2/9/2013	100	173	57.8%	63	420	15.0%
7	2/10/2013	2/16/2013	87	183	47.5%	50	394	12.7%
8	2/17/2013	2/23/2013	114	236	48.3%	39	347	11.2%
9	2/24/2013	3/2/2013	56	143	39.2%	32	246	13.0%
10	3/3/2013	3/9/2013	36	110	32.7%	8	165	4.8%
11	3/10/2013	3/16/2013	21	83	25.3%	23	185	12.4%
12	3/17/2013	3/23/2013	17	75	22.7%	15	114	13.2%
13	3/24/2013	3/30/2013	5	40	12.5%	12	87	13.8%
14	3/31/2013	4/6/2013	2	36	5.6%	2	77	2.6%
15	4/7/2013	4/13/2013	2	27	7.4%	4	42	9.5%
16	4/14/2013	4/20/2013	3	33	9.1%	5	60	8.3%
17	4/22/2013	4/28/2013	1	17	5.9%	2	32	6.3%
18	4/29/2013	5/5/2013	2	7	28.6%	1	9	11.1%
19	5/6/2013	5/12/2013	1	12	8.3%	2	14	14.3%
<b>TOTAL</b>	2012-2013 Season		<b>807</b>	<b>2401</b>	<b>33.6%</b>	<b>734</b>	<b>5544</b>	<b>13.2%</b>



## Positive RSV Tests Yakima County, 2012-2013

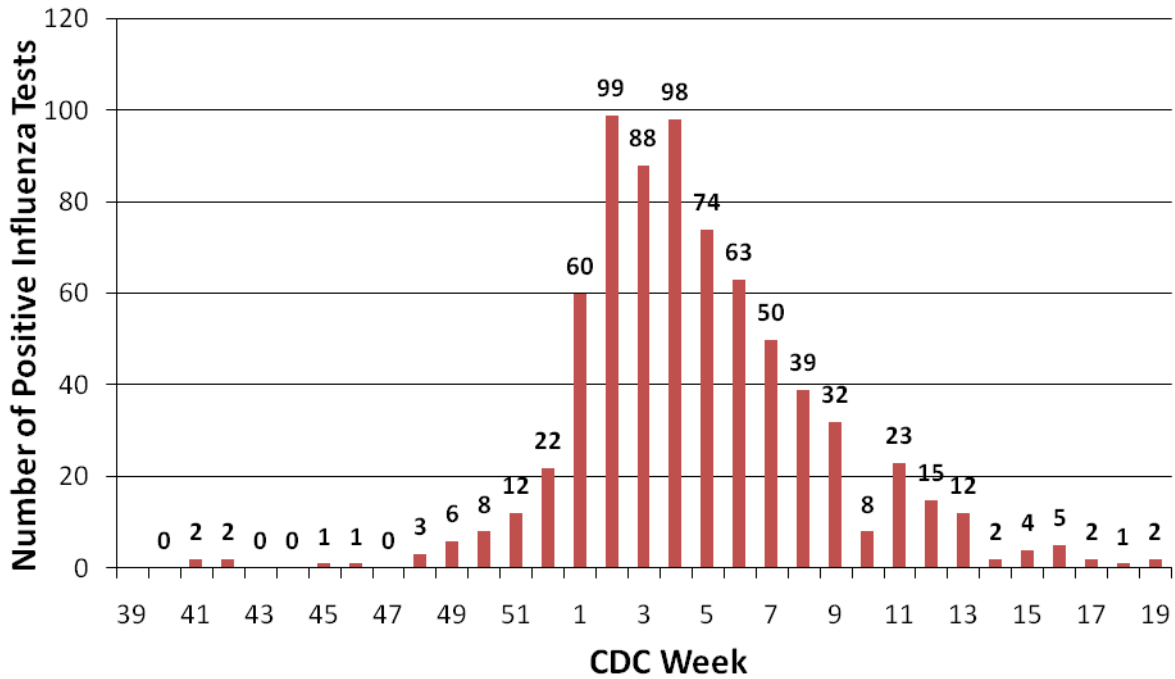


## Positive RSV Tests Yakima County, 2010-2013



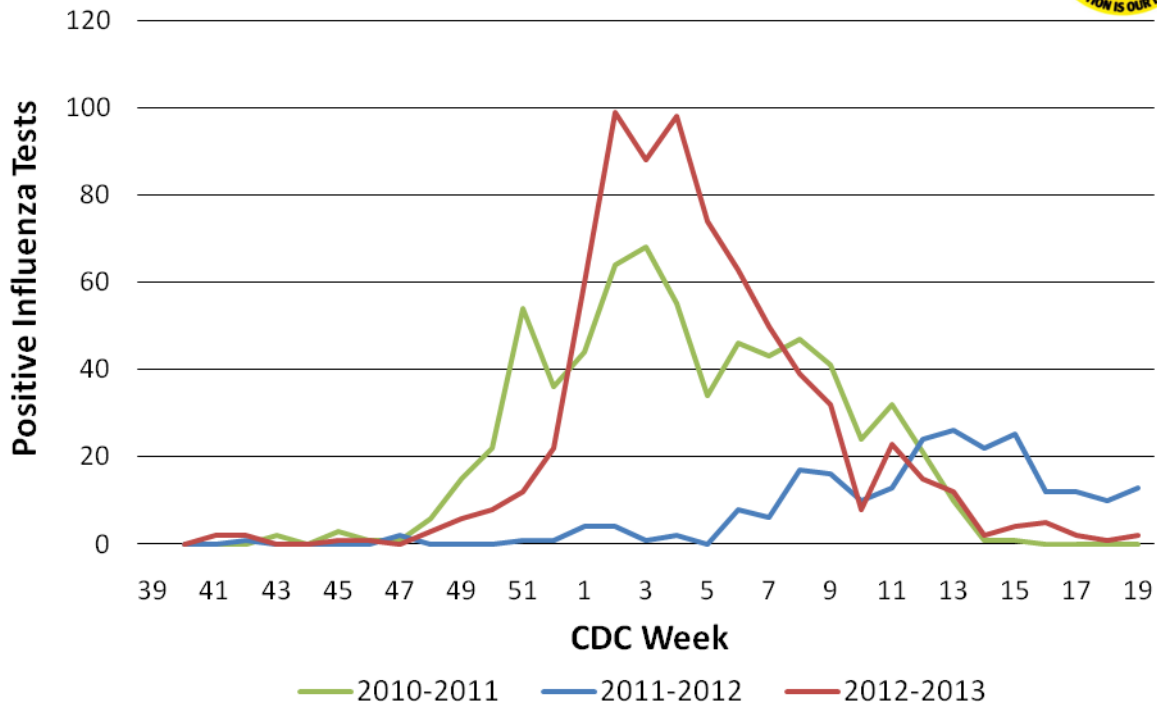
# Positive Rapid-Antigen Influenza Tests

Yakima County, 2012-2013



# Positive Rapid-Antigen Influenza Tests

Yakima County, 2010-2013



# Percent Positive Rapid-Antigen Influenza Tests by Type Yakima County, 2012-2013

